



Evidence for electroweak production of four charged leptons and two jets in proton-proton collisions at $\sqrt{s} = 13$ TeV

The CMS Collaboration ^{*}

CERN, Switzerland



ARTICLE INFO

Article history:

Received 16 August 2020
 Received in revised form 14 November 2020
 Accepted 30 November 2020
 Available online 3 December 2020
 Editor: M. Doser

Keywords:

CMS
 Physics
 SM
 ZZ
 VBS
 aQGC

ABSTRACT

Evidence is presented for the electroweak (EW) production of two jets (jj) in association with two Z bosons and constraints on anomalous quartic gauge couplings are set. The analysis is based on a data sample of proton-proton collisions at $\sqrt{s} = 13$ TeV collected with the CMS detector in 2016–2018, and corresponding to an integrated luminosity of 137 fb^{-1} . The search is performed in the fully leptonic final state $ZZ \rightarrow \ell\ell\ell'\ell'$, where $\ell, \ell' = e, \mu$. The EW production of two jets in association with two Z bosons is measured with an observed (expected) significance of 4.0 (3.5) standard deviations. The cross sections for the EW production are measured in three fiducial volumes and the result is $\sigma_{\text{EW}}(\text{pp} \rightarrow \text{ZZjj} \rightarrow \ell\ell\ell'\ell'\text{jj}) = 0.33_{-0.10}^{+0.11} (\text{stat})_{-0.03}^{+0.04} (\text{syst}) \text{ fb}$ in the most inclusive volume, in agreement with the standard model prediction of $0.275 \pm 0.021 \text{ fb}$. Measurements of total cross sections for jj production in association with two Z bosons are also reported. Limits on anomalous quartic gauge couplings are derived in terms of the effective field theory operators T0, T1, T2, T8, and T9.

© 2020 The Author(s). Published by Elsevier B.V. This is an open access article under the CC BY license (<http://creativecommons.org/licenses/by/4.0/>). Funded by SCOAP³.

1. Introduction

In the standard model (SM), the electroweak (EW) vector bosons, like the other fundamental particles, acquire their masses through the coupling to the Brout-Englert-Higgs field. The photon remains massless, with only two degrees of polarization (i.e., transverse), whereas the W and Z bosons acquire an additional degree of freedom (i.e., longitudinal), as a consequence of the electroweak symmetry breaking (EWSB) [1,2]. Thus, the scattering of massive vector bosons is at the heart of the EWSB mechanism and its study can lead to significant insight into the origin of particle masses. Moreover, if the couplings between the Higgs boson and vector bosons (HVV) differ from their SM values, the subtle interplay between HVV, triple, and quartic gauge couplings as predicted in the SM is incomplete, and the cross section for the longitudinal scattering diverges at large scattering energies, eventually violating the unitarity.

At the CERN LHC, vector boson scattering (VBS) is the interaction of two EW vector bosons emitted by quarks (q) from the two colliding protons. The VBS process is generally labeled by the type of outgoing vector bosons. The two jets (jj) originating from the scattered quarks are typically emitted in the forward-backward region of the detector, giving rise to events whose signature in the detector is characterized by a region in rapidity (so-called “rapidity

gap”) [3,4], where no additional hadronic activity is expected from the hard scattering. The decay of the vector bosons into fermions defines the final signature of the VBS-like event. The pure VBS contributions, however, are embedded into a wider set of possible two-to-six processes, with which they interfere (Fig. 1). All processes at the order of α_{EW}^6 (tree level) are considered as EW production (Fig. 1 upper panels and bottom left panel), whereas the processes at the order $\alpha_{\text{EW}}^4 \alpha_s^2$ where at tree level the jets are induced by quantum chromodynamics (QCD) (lower right panel in Fig. 1), constitute a background referred to as QCD-induced background. Kinematic requirements on the dijet system are used to define fiducial regions enriched in VBS-like events and where QCD-induced backgrounds are suppressed.

Both the ATLAS and CMS Collaborations have performed searches for the scattering of massive vector bosons, using data from proton-proton (pp) collisions at the center-of-mass energy of 13 TeV. The ATLAS Collaboration reported the observation of EW production of two jets in association with a same-sign W boson pair [5], with a WZ boson pair [6], and, recently, with a Z boson pair [7]. Results were also reported on the measurement of the EW diboson production (WW, WZ, ZZ) in association with a high-mass dijet system in semileptonic final states [8], with an observed significance of 2.7 standard deviations. The CMS Collaboration observed the production of two EW-induced jets with two same-sign W bosons [9,10] and with WZ pairs [10], and measured the EW production of jets in association with ZZ [11] with an observed significance of 2.7 standard deviations.

^{*} E-mail address: cms-publication-committee-chair@cern.ch.

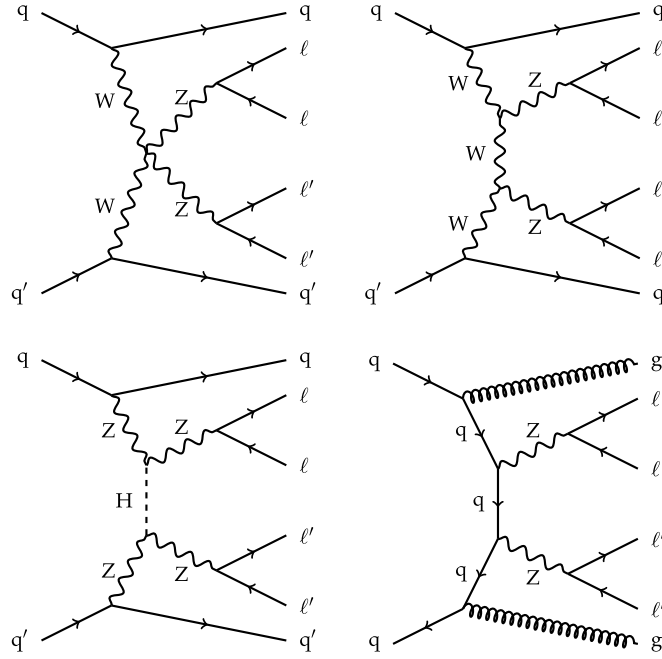


Fig. 1. Representative Feynman diagrams for the EW- (top row and bottom left) and QCD-induced (bottom right) production of the $ZZjj \rightarrow \ell\ell'\ell'jj$ ($\ell, \ell' = e, \mu$) final state. The scattering of massive gauge bosons as depicted in the top row is unitarized by the interference with amplitudes that feature the Higgs boson (bottom left).

This paper presents evidence for the EW production of two jets in association with two Z bosons, where both Z bosons decay into electrons or muons, $ZZ \rightarrow \ell\ell'\ell'(\ell, \ell' = e, \mu)$. Despite a low cross section, a small $Z \rightarrow \ell\ell$ branching fraction, and a large QCD-induced background, this channel provides a clean leptonic final state with a small experimental background, where one or more reconstructed lepton candidates originate from the misidentification of jet fragments or from nonprompt leptons.

The search for the EW-induced production of the $\ell\ell'\ell'jj$ final state is carried out using pp collisions at $\sqrt{s} = 13$ TeV recorded with the CMS detector at the LHC. The data set corresponds to an integrated luminosity of 137 fb^{-1} collected in 2016, 2017, and 2018. A discriminant based on a matrix element likelihood approach (MELA) [12–16] is used to extract the signal significance and to measure the cross sections for the EW and the EW+QCD production of the $\ell\ell'\ell'jj$ final state in a fiducial volume. Finally, the selected $\ell\ell'\ell'jj$ events are used to constrain anomalous quartic gauge couplings (aQGC) described in the effective field theory approach [17] by the operators T0, T1, and T2, as well as the neutral-current operators T8 and T9 [18].

2. The CMS detector

The central feature of the CMS apparatus is a superconducting solenoid of 6 m internal diameter, providing a magnetic field of 3.8 T. Within the solenoid volume are a silicon pixel and strip tracker, a lead tungstate crystal electromagnetic calorimeter, and a brass and scintillator hadron calorimeter, each composed of a barrel and endcap sections. Forward calorimeters extend the pseudorapidity (η) coverage provided by the barrel and endcap detectors. Muons are detected in gas-ionization detectors embedded in the steel flux-return yoke outside the solenoid. The first level of the CMS trigger system, composed of custom hardware processors, uses information from the calorimeters and muon detectors to select events of interest with a latency of $3.2 \mu\text{s}$. The high-level trigger processor farm further decreases the event rate from around 100 kHz to less than 1 kHz, before data storage [19]. A more detailed description of the CMS detector, together with a def-

inition of the coordinate system used and the relevant kinematic variables, can be found in Ref. [20].

3. Signal and background simulation

Several Monte Carlo (MC) event generators are used to simulate signal and background contributions. The simulated samples are employed to optimize the event selection, evaluate the signal efficiency and acceptance, and to model the signal and irreducible background contributions in the signal extraction fit.

The EW production of two Z bosons and two final-state quarks, where the Z bosons decay leptonically, is simulated at leading order (LO) using MADGRAPH5_AMC@NLO v2.4.6 (abbreviated as MG5 in the following) [21]. The leptonic Z boson decays are simulated using MADSPIN [22]. The contribution of electrons and muons from τ decays to the signal is very small and is therefore neglected. The sample includes triboson processes, where the Z boson pair is accompanied by a third vector boson that decays hadronically, as well as diagrams involving the quartic gauge coupling vertex. The predictions from this sample are cross-checked with those obtained from the LO generator PHANTOM v1.2.8 [23] with agreement in the yields and the distributions exploited for the signal extraction.

The leading QCD-induced production of two Z bosons in association with jets, whose contribution with two jets in the final state is referred to as $q\bar{q} \rightarrow ZZjj$, is simulated at next-to-leading order (NLO) with MG5 with up to two extra parton emissions, and merged with the parton shower simulation using the FxFx scheme [24]. Next-to-next-to-leading order corrections calculated with MATRIX v1.0.0 [25–27] are applied as K factors, differentially as a function of the invariant mass of the ZZ system (m_{ZZ}). The resulting corrections range from 9%, at values of m_{ZZ} close to 180 GeV, to 5%, for high m_{ZZ} values. Additional NLO EW corrections are applied for $m_{ZZ} > 2m_Z$, following the calculations from Ref. [28]. These corrections become larger with increasing values of m_{ZZ} and are below 5% for $m_{ZZ} < 600$ GeV.

The interference between the EW and QCD diagrams is evaluated using dedicated samples produced with MG5 at LO, via the

direct generation of the interference term between the two processes.

The loop-induced production of two Z bosons from a gluon-gluon (gg) initial state, whose contribution with two jets in the final state is referred to as $gg \rightarrow ZZjj$, is simulated at LO with up to two extra parton emissions using MG5 by explicitly requiring a loop-induced process [29]. For the 1- and 2-jet contributions, a pp initial state instead of gg is specified in MG5 to also include initial-state radiation contributions where a gluon involved in the hard process is emitted from an initial quark. Finally, the samples with 0 to 2 extra partons are merged with parton shower simulation using the MLM matching scheme [30,31]. An NLO/LO K factor, which is extracted from Refs. [32,33], is used to normalize this process.

Background processes that contain four prompt, isolated leptons and additional jets in the final state, namely $t\bar{t}Z$ and VVZ ($V = W, Z$), are simulated with MG5 at NLO.

The simulation of the aQGC processes is performed at LO using MG5 and employs matrix element reweighting to obtain a finely spaced grid for each of the five anomalous couplings probed by the analysis.

The PYTHIA 8.226 and 8.230 [34] package versions are used for parton showering, hadronization and the underlying event simulation, with parameters set by the CUETP8M1 tune [35] (CP5 tune [36]) for the 2016 (2017 and 2018) data-taking period. The NNPDF3.0 (NNPDF3.1) set of parton distribution functions, PDFs [37], is used for the 2016 (2017 and 2018) data-taking period. Unless specified otherwise, the simulated samples are normalized to the cross sections obtained from the respective event generator.

The detector response is simulated using a detailed description of the CMS detector implemented in the GEANT4 package [38,39]. The simulated events are reconstructed using the same algorithms used for the data, and include additional interactions in the same and neighboring bunch crossings, referred to as pileup. Simulated events are weighted so that the pileup distribution reproduces that observed in the data, which has an average of about 23 (32) interactions per bunch crossing in 2016 (2017 and 2018).

4. Event reconstruction and selection

The final state consists of at least two pairs of oppositely charged isolated leptons and at least two hadronic jets. The ZZ selection is similar to that used in the CMS $H \rightarrow ZZ \rightarrow \ell\ell\ell'\ell'$ measurement [40].

The primary triggers require the presence of a pair of loosely isolated leptons, whose exact requirements depend on the data-taking year. Triggers requiring three leptons with low transverse momentum (p_T), as well as isolated single-electron and single-muon triggers, help to recover efficiency. The overall trigger efficiency for events that satisfy the ZZ selection described below is $> 98\%$.

Events are reconstructed using a particle-flow algorithm [41] that identifies each individual particle with an optimized combination of all subdetector information. The candidate vertex with the largest value of summed physics-object p_T^2 is the primary pp interaction vertex. The physics objects are the jets, clustered using the jet finding algorithm [42,43] with the tracks assigned to candidate vertices as inputs, and the associated missing transverse momentum (p_T^{miss}), taken as the negative vector sum of the p_T of those jets (which include the leptons).

Electrons are identified using a multivariate classifier, which includes observables sensitive to bremsstrahlung along the electron trajectory, the geometrical and energy-momentum compatibility between the electron track and the associated energy cluster in the electromagnetic calorimeter, the shape of the electromagnetic shower, isolation variables, and variables that discriminate against electrons originating from photon conversions [44].

Muons are reconstructed by combining information from the silicon tracker and the muon system [45]. The matching between the muon-system and tracker tracks proceeds either outside-in, starting from a track in the muon system, or inside-out, starting from a track in the silicon tracker. The muons are selected from the reconstructed muon track candidates by applying minimal requirements on the track in both the muon system and silicon tracker.

To further suppress electrons from photon conversions and muons originating from in-flight decays of hadrons, the three-dimensional impact parameter of each lepton track, computed with respect to the primary vertex position, is required to be less than four times the uncertainty in the impact parameter.

Leptons are required to be isolated from other particles in the event. The relative isolation is defined as

$$R_{\text{iso}} = \left[\sum_{\text{charged hadrons}} p_T + \max\left(0, \sum_{\text{neutral hadrons}} p_T + \sum_{\text{photons}} p_T - p_T^{\text{PU}}\right) \right] / p_T^\ell, \quad (1)$$

where the scalar sums run over the charged and neutral hadrons, as well as the photons, in a cone defined by $\Delta R \equiv \sqrt{(\Delta\eta)^2 + (\Delta\phi)^2} = 0.3$ around the lepton trajectory, where η and ϕ denote the azimuthal angle and pseudorapidity of the particle, respectively. To minimize the contribution of charged particles from pileup to the isolation calculation, charged hadrons are included only if they originate from the primary vertex. The contribution of neutral particles from pileup p_T^{PU} is evaluated for electrons with the jet area method described in Ref. [46]. For muons, p_T^{PU} is taken as half the p_T sum of all charged particles in the cone originating from pileup vertices. The factor of one-half accounts for the expected ratio of charged to neutral particle production in hadronic interactions. Muons with $R_{\text{iso}} < 0.35$ are considered isolated, whereas for electrons, the R_{iso} variable is included in the multivariate classifier.

The lepton reconstruction and selection efficiency is measured in bins of p_T^ℓ and η^ℓ using the tag-and-probe technique [47] on events with single Z bosons. The measured efficiencies are used to correct the simulation. The muon (electron) momentum scales are calibrated in bins of p_T^ℓ and η^ℓ using the J/ψ meson and Z boson (Z boson only) leptonic decays.

Jets are reconstructed from particle-flow candidates using the anti- k_T clustering algorithm [42], as implemented in the FAST-JET package [43], with a distance parameter of 0.4. To ensure a good reconstruction efficiency and to reduce the instrumental background, as well as the contamination from pileup, loose identification criteria based on the multiplicities and energy fractions carried by charged and neutral hadrons are imposed on jets [48]. Only jets with $|\eta| < 4.7$ are considered.

Jet energy corrections are extracted from data and simulated events to account for the effects of pileup, uniformity of the detector response, and residual differences between the jet energy scale in data and simulation. The jet energy scale calibration [49,50] relies on corrections parameterized in terms of the uncorrected p_T and η of the jet, and is applied as a multiplicative factor, scaling the four-momentum vector of each jet. To ensure that jets are well measured and to reduce the pileup contamination, all jets must have a corrected $p_T > 30$ GeV. Jets from pileup are further rejected using pileup jet identification criteria based on the compatibility of the associated tracks with the primary vertex inside the tracker acceptance and on the topology of the jet shape in the forward region [51].

A signal event must contain at least two Z candidates, each formed from pairs of isolated electrons or muons of opposite charges. Only reconstructed electrons (muons) with $p_T > 7$ (5) GeV are considered. At least two leptons are required to have $p_T >$

10 GeV and at least one is required to have $p_T > 20$ GeV. All leptons are required to be separated by $\Delta R(\ell_1, \ell_2) > 0.02$, and electrons are required to be separated from muons by $\Delta R(e, \mu) > 0.05$.

Within each event, all permutations of leptons giving a valid pair of Z candidates are considered. For each ZZ candidate, the lepton pair with the invariant mass closest to the nominal Z boson mass is denoted Z_1 . The other dilepton candidate is denoted Z_2 . Both m_{Z_1} and m_{Z_2} are required to be in the range 60–120 GeV. All pairs of oppositely charged leptons that can be built from the ZZ candidate, regardless of flavor, are required to satisfy $m_{\ell\ell} > 4$ GeV to suppress backgrounds from hadron decays. If multiple ZZ candidates in an event pass this selection, the one with the largest scalar p_T sum of the Z_2 leptons is retained. Finally, the invariant mass of the four leptons is required to satisfy $m_{4\ell} > 180$ GeV. This selection is referred to as the ZZ selection.

The search for the EW production of two Z bosons is performed on a subset of events that pass the ZZ selection, namely those with at least two jets. The jets are required to be separated from the leptons of the ZZ candidate by $\Delta R > 0.4$. The two highest p_T jets are referred to as the tagging jets and their invariant mass (m_{jj}) is required to be > 100 GeV. This selection is referred to as the ZZjj inclusive selection and is used to measure the signal significance, the total fiducial cross sections, and to perform the aQGC search. Additionally, two VBS signal subregions are defined for fiducial cross section measurements in signal-enriched regions: a loose VBS signal-enriched region that requires $m_{jj} > 400$ GeV and $|\Delta\eta_{jj}| > 2.4$ and corresponds to a signal purity of $\approx 20\%$, and a tight VBS signal-enriched region that requires $m_{jj} > 1$ TeV and $|\Delta\eta_{jj}| > 2.4$ and corresponds to a signal purity of $\approx 50\%$. Finally, a background control region is defined from events that satisfy the ZZjj inclusive selection but fail at least one of the criteria that define the loose VBS signal-enriched region.

5. Background estimation

The dominant background arises from the production of two Z bosons in association with QCD-induced jets. The yield and shape of the matrix element discriminant for this irreducible background are taken from simulation, but ultimately constrained by the data in the fit that extracts the EW signal, as described in Section 7. Other irreducible backgrounds arise from processes that produce four genuine high- p_T isolated leptons, $pp \rightarrow t\bar{t}Z$ +jets and $pp \rightarrow VVZ$ +jets. These small contributions feature kinematic distributions similar to that of the dominant background and are estimated from simulation.

Reducible backgrounds arise from processes in which heavy-flavor jets produce secondary leptons or from processes in which jets are misidentified as leptons. They are referred to as Z+X and are predominately composed of Z+jets events, with minor contributions from $t\bar{t}$ +jets and WZ+jets processes. The lepton identification and isolation requirements significantly suppress this background, which is only 2–3% after the ZZjj inclusive selection and is even smaller in the signal region. This reducible contribution is estimated from data by weighting events from a control region by a lepton misidentification rate, which is also determined from data. Events in the control region satisfy the ZZjj inclusive selection, with the exception that the Z_2 is composed of same-sign same-flavor leptons (SS-SF). The SS-SF leptons are required to originate from the primary vertex without any identification or isolation requirement.

The lepton misidentification rate is measured by selecting events that feature one Z boson candidate and a third reconstructed lepton. The fraction of events for which the third lepton satisfies the identification and isolation criteria is the lepton misidentification rate. The misidentification rates are evaluated using the tight requirement $|m_{Z_1} - m_Z| < 7$ GeV to reduce the con-

tribution from asymmetric photon conversions, and $p_T^{\text{miss}} < 25$ GeV to suppress the WZ contribution.

We validate the procedure using a second control region from opposite-sign same-flavor leptons that fail the selection criteria. The procedure is identical to that used in Ref. [40].

6. Systematic uncertainties

The uncertainties in the QCD renormalization and factorization scales for the signal and in the jet energy scale are the two dominant systematic uncertainties in the measurement. The impact of the variation from each source of uncertainty is summarized below. All quoted ranges correspond to variations for the different leptonic final states and fiducial analysis regions.

Renormalization and factorization scale uncertainties are evaluated by varying both scales independently. The following variations from the default scale choice $\mu_R = \mu_F \equiv \mu_0$ are considered: $[\mu_F, \mu_R] = [\mu_0, \mu_0/2]$, $[\mu_0, 2\mu_0]$, $[\mu_0/2, \mu_0]$, $[2\mu_0, \mu_0]$, $[\mu_0/2, \mu_0/2]$, $[2\mu_0, 2\mu_0]$, taking the largest variation as the systematic uncertainty, which is about 6% for the EW signal, 11% for the interference term, and ranges from 10 to 12% for the $q\bar{q} \rightarrow ZZjj$ QCD background, which is described at a higher QCD order.

Since the uncertainty in $gg \rightarrow ZZjj$ that relates to missing higher order corrections are accounted for using a K factor, an uncertainty in the normalization of 11% is used, as derived from Refs. [32,33]. The PDF and related α_S variations are evaluated from the variations of the respective eigenvalues set following the NNPDF prescription [37], and are 3.2% (6.6%) for the $q\bar{q} \rightarrow ZZjj$ QCD background (EW signal). Although the PDFs used are different in the various years (see Section 3), the associated uncertainties are very similar. Given the small dependence on the discriminant value, a constant value of 3–6% is used for these uncertainties, depending on the sample considered.

Although in all simulated samples additional partons are described at the LO in matrix-elements or better, we investigate residual uncertainties from parton-shower modeling. Following the prescription from Ref. [52], the renormalization scales are varied independently for the initial- and final-state radiations by factors of 0.5 and 2, and alternative samples are simulated using HERWIG 7 [53] with the CH3 tune [54]. The largest deviation from the nominal value is used as the uncertainty. On average it ranges from 4%, for the $gg \rightarrow ZZjj$ background and EW signal, to 5% for $q\bar{q} \rightarrow ZZjj$, and is up to 16% at the lowest values of K_D .

The impact of the jet energy scale uncertainty ranges from 4.9 to 11.4% (0.7 to 1.2%) for the $q\bar{q} \rightarrow ZZjj$ QCD background (EW signal) and the impact of the jet energy resolution uncertainty [50] is 2.2–6.3% (0.2–0.4%). The uncertainty in the trigger as well as the lepton reconstruction and selection efficiencies ranges from 2.5–9%. The uncertainty in the integrated luminosity is 2.3–2.5% depending on the data-taking period [55–57]. The uncertainty in the estimate of the reducible background from control samples ranges from 33% to 45%, depending on the final state. This uncertainty includes the limited number of events in the control regions as well as differences in background composition between the control regions used to determine the lepton misidentification rates and those used to estimate the yield in the signal region. The uncertainty from the limited size of the MC samples amounts to 2.5–4.2% for the $q\bar{q} \rightarrow ZZjj$ QCD background, 3.2% for the $gg \rightarrow ZZjj$ QCD background, and is $< 1\%$ for the EW signal. For $t\bar{t}Z$ and VVZ , the limited MC sample size is the dominant source of uncertainty, ranging from 19 to 24%, while theory uncertainties range 9–12%.

7. Search for the EW production of ZZ with two jets

After the ZZjj inclusive selection, the expected EW signal purity is about 6% with 85% of events coming from the QCD-induced

Table 1

Predicted signal and background yields with total uncertainties, and observed number of events for the ZZjj inclusive selection and for the VBS loose and tight signal-enriched selections. Integrated luminosities per data set are reported in parentheses.

Year	Signal (EW ZZjj)	Z+X	$q\bar{q} \rightarrow ZZjj$	$gg \rightarrow ZZjj$	$t\bar{t}Z + VVZ$	Total predicted	Data
ZZjj inclusive							
2016 (36 fb ⁻¹)	6.3 ± 0.7	2.8 ± 1.1	65.6 ± 9.5	13.5 ± 2.0	8.4 ± 2.2	96 ± 13	95
2017 (41 fb ⁻¹)	7.4 ± 0.8	2.4 ± 0.9	77.7 ± 11.2	20.3 ± 3.0	9.6 ± 2.5	117 ± 15	111
2018 (60 fb ⁻¹)	10.4 ± 1.1	4.1 ± 1.6	98.1 ± 14.2	29.1 ± 4.3	14.2 ± 3.8	156 ± 20	159
All (137 fb ⁻¹)	24.1 ± 2.5	9.4 ± 3.6	241.5 ± 34.9	62.9 ± 9.3	32.2 ± 8.5	370 ± 48	365
VBS signal-enriched (loose)							
2016 (36 fb ⁻¹)	4.2 ± 0.4	0.4 ± 0.2	9.7 ± 1.4	3.2 ± 0.5	1.1 ± 0.3	18.7 ± 2.3	21
2017 (41 fb ⁻¹)	4.9 ± 0.5	0.5 ± 0.2	13.5 ± 1.9	5.5 ± 0.8	1.2 ± 0.3	25.5 ± 3.1	17
2018 (60 fb ⁻¹)	6.9 ± 0.7	0.8 ± 0.3	14.9 ± 2.2	8.3 ± 1.2	1.7 ± 0.5	32.6 ± 3.9	30
All (137 fb ⁻¹)	16.0 ± 1.7	1.6 ± 0.6	38.1 ± 5.5	17.0 ± 2.5	4.1 ± 1.1	76.8 ± 9.3	68
VBS signal-enriched (tight)							
2016 (36 fb ⁻¹)	2.4 ± 0.3	0.10 ± 0.04	1.3 ± 0.2	0.7 ± 0.1	0.24 ± 0.06	4.8 ± 0.5	4
2017 (41 fb ⁻¹)	2.7 ± 0.3	0.05 ± 0.02	1.9 ± 0.3	1.2 ± 0.2	0.14 ± 0.04	6.0 ± 0.7	3
2018 (60 fb ⁻¹)	3.9 ± 0.4	0.17 ± 0.06	2.0 ± 0.3	1.5 ± 0.2	0.30 ± 0.08	7.8 ± 0.9	10
All (137 fb ⁻¹)	9.0 ± 1.0	0.32 ± 0.12	5.3 ± 0.8	3.3 ± 0.5	0.68 ± 0.18	18.6 ± 2.1	17

production. Additional kinematic selections are therefore necessary to enhance the contribution from EW production. Table 1 presents the expected and observed event yields for the ZZjj inclusive selection, as well as for the loose and tight VBS signal-enriched selections.

The determination of the signal strength for the EW production, i.e., the ratio of the measured cross section to the SM expectation $\mu = \sigma/\sigma_{SM}$, utilizes a matrix element discriminant (K_D) to separate the signal and the QCD background. The discriminant is constructed following the approach described in Refs. [13–15]: it utilizes matrix element calculations for the EW ZZjj and $q\bar{q} \rightarrow ZZjj$ processes from MCFM [58] and employs both the kinematical distributions of leptons and jets to separate signal from background.

The performance of the K_D discriminant was checked against a multivariate discriminant based on a boosted decision tree (BDT) employing seven input variables (m_{jj} , $\Delta\eta_{jj}$, $m_{4\ell}$, $\eta_{Z_1}^*$, $\eta_{Z_2}^*$, $R(p_T^{\text{hard}})$, $R(p_T^{\text{jets}})$) as defined and used in Ref. [11]. Furthermore, a BDT using up to 28 input variables, including the above as well as those used in Ref. [7], was studied and no significant gain was obtained. This confirms that the K_D discriminant captures the differences between the kinematical distributions of signal and background events.

Fig. 2 presents the m_{jj} and $|\Delta\eta_{jj}|$ distributions in the ZZjj inclusive region. The distribution of the K_D discriminant for all events in the ZZjj inclusive selection is shown in Fig. 3. The high signal purity contribution is visible at large discriminant values.

The distribution of the K_D discriminant for the backgrounds is validated in the background control region defined by selecting events with $m_{jj} < 400$ GeV or $|\Delta\eta_{jj}| < 2.4$. A good agreement is observed between the data and the SM expectation.

The K_D discriminant distribution for events in the ZZjj inclusive selection is used to extract the significance and signal strength of the EW signal via a maximum-likelihood fit. The expected distributions for the signal and the irreducible backgrounds are taken from the simulation while the reducible background is estimated from the data. The shape and normalization of each distribution are allowed to vary in the fit within the respective uncertainties. This approach constrains the yield of the QCD-induced production from the background-dominated region of the discriminant distribution. The signal strength of the EW signal in the ZZjj inclusive selection is also determined from the same fit. Separate fits are used to determine the EW signal strengths in the other two analysis regions. Fits that only use the event counts in the three regions are performed to determine the signal strengths of the EW+QCD ZZjj production.

Table 2

Particle-level selections used to define the fiducial regions for EW and EW+QCD cross sections.

Particle type	Selection
ZZjj inclusive	
Leptons	$p_T(\ell_1) > 20$ GeV $p_T(\ell_2) > 10$ GeV $p_T(\ell) > 5$ GeV $ \eta(\ell) < 2.5$
Z and ZZ	$60 < m(\ell\ell) < 120$ GeV $m(4\ell) > 180$ GeV
Jets	at least 2 $p_T(j) > 30$ GeV $ \eta(j) < 4.7$ $m_{jj} > 100$ GeV $\Delta R(\ell, j) > 0.4$ for each ℓ, j
VBS-enriched (loose)	
Jets	ZZjj inclusive + $ \Delta\eta_{jj} > 2.4$ $m_{jj} > 400$ GeV
VBS-enriched (tight)	
Jets	ZZjj inclusive + $ \Delta\eta_{jj} > 2.4$ $m_{jj} > 1$ TeV

The systematic uncertainties in shape and normalization are treated as nuisance parameters in the fits and profiled [59]. The size of the interference between the EW and QCD production is very small (9% and 3.5% of the EW signal in the ZZjj inclusive and VBS-enriched tight region, respectively). Its effect is included in the EW signal fits via a square-root scaling of the signal strength, approximated with a linear expansion to simplify the fitting technique, while it is neglected in the EW+QCD fits.

The measured signal strengths from the fits are used to determine the fiducial cross sections for the EW and the EW+QCD production. The fiducial volumes are almost identical to the selections imposed at the reconstruction level, and are detailed in Table 2. The generator-level lepton momenta are corrected by adding the momenta of generator-level photons within $\Delta R(\ell, \gamma) < 0.1$. The kinematic requirements to select Z boson candidates and the final ZZjj candidate are the same as those used for the reconstruction-level analysis.

Table 3 reports the measured cross sections and their SM predictions in the three ZZjj fiducial regions. For the SM predictions we report those extracted from generated events in MC samples adopted for the analysis, including the relative K factors where applicable. For the EW ZZjj prediction, in addition, we compare to higher-order calculations at NLO in QCD [60,61] and with a

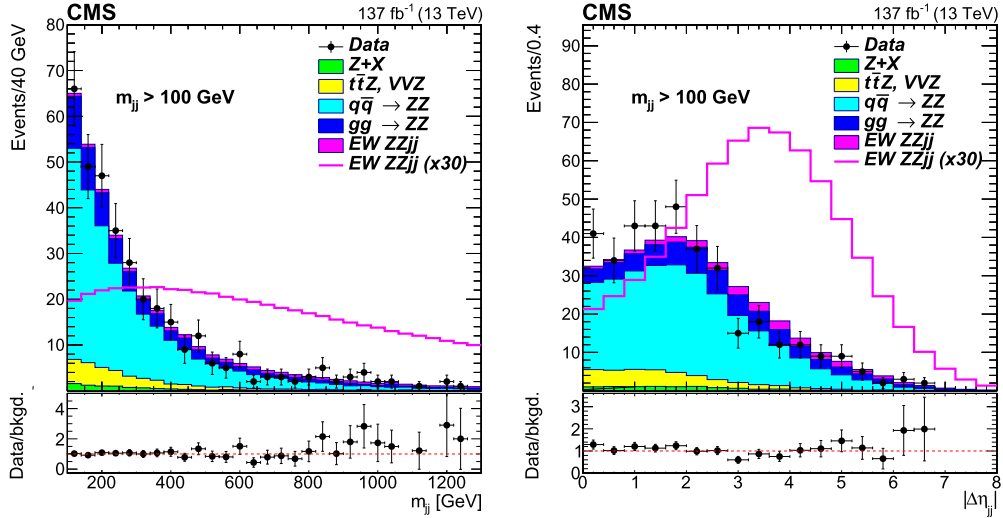


Fig. 2. Distribution of m_{jj} (left) and $|\Delta\eta_{jj}|$ (right) for events satisfying the ZZjj inclusive selection. Points represent the data, filled histograms the expected signal and background contributions (stacked). The unfilled purple histograms represent the EW contribution (not stacked), scaled by a factor of 30. The lower panels show the ratio of the number of events in the data to the total number of expected background events.

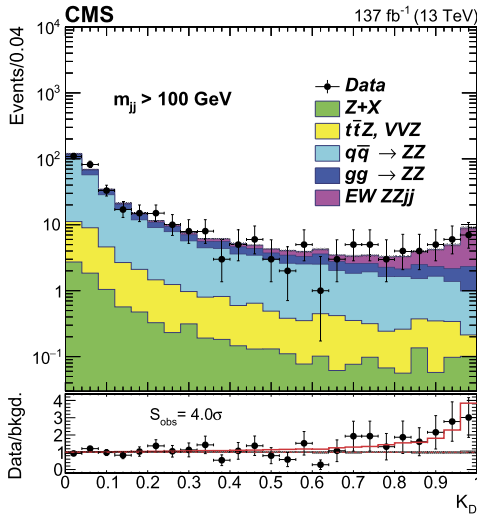


Fig. 3. Postfit distributions of the matrix element discriminant for events satisfying the ZZjj inclusive selection. Points represent the data, filled histograms the fitted signal and background contributions. The gray bands represent the uncertainties obtained from the fit covariance matrix. In the lower panel, points show the ratio of the number of events in the data to the total number of background events, with the red line indicating the ratio of the fitted total distribution to its background-only component. The observed significance is indicated in the lower panel.

theoretical prediction at LO in QCD, but including NLO EW corrections [62]. Uncertainties in all SM predictions come from variations of the factorization and renormalization scales. PDF+ α_s variation uncertainties are summed in quadrature, except from the prediction from Ref. [62] for which only the uncertainty in the scale variation is available.

The measured (expected) EW signal strength in the ZZjj inclusive region is $\mu_{EW} = 1.22^{+0.47}_{-0.40}$ ($1.00^{+0.44}_{-0.36}$). In the same region the measured (expected) EW+QCD signal strength is $\mu_{EW+QCD} = 0.99^{+0.13}_{-0.12}$ ($1.00^{+0.13}_{-0.12}$). To quantify the significance of the EW signal, we compute the probability of the background-only hypothesis (p -value) as the tail integral of the test statistic evaluated at $\mu_{EW} = 0$ under the asymptotic approximation [63]. The background-only hypothesis is excluded with a significance of 4.0 (3.5 expected) standard deviations.

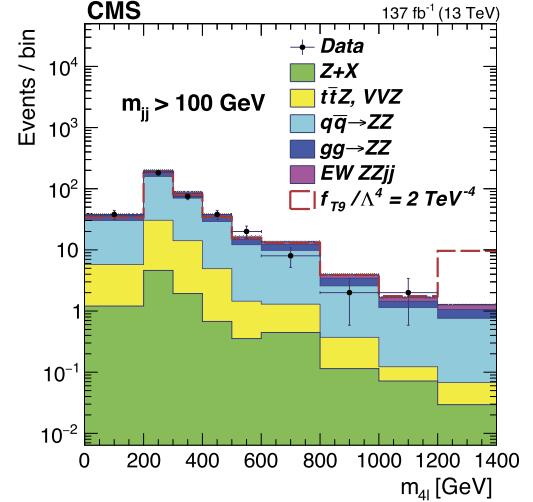


Fig. 4. Postfit distributions of the four-lepton invariant mass for f_{T9}/Λ^4 and for events satisfying the ZZjj inclusive selection. Points represent the data, filled histograms the fitted signal and background contributions, and the gray band the uncertainties derived from the fit covariance matrix. The expected distribution for an example value of $f_{T9}/\Lambda^4 = 2\text{TeV}^{-4}$ is also shown. The last bin includes all contributions with $m_{4\ell} > 1200\text{GeV}$.

8. Limits on anomalous quartic gauge couplings

In an effective field theory approach to physics beyond the Standard Model, dimension-8 operators stem from covariant derivatives of the Higgs doublet and from charged and neutral field strength tensors associated to gauge bosons. The latter generate eight independent operators, corresponding to couplings of the transverse degrees of freedom (Ti) of the gauge fields. The ZZjj channel is particularly sensitive to the charged-current operators T0, T1, and T2, as well as the neutral-current operators T8 and T9 [18]. The $m_{4\ell}$ distribution is used to constrain the aQGC parameters f_{Ti}/Λ^4 , corresponding to the Wilson coefficients of the aforementioned operators, under the hypothesis of absence of anomalies in triple gauge couplings.

Fig. 4 shows the expected $m_{4\ell}$ distributions in the ZZjj inclusive region, with postfit normalizations for the SM and for an example aQGC scenario, as well as the observed distribution in the data. The expected yield enhancement at large values of $m_{4\ell}$ ex-

Table 3

Measured cross sections and corresponding SM predictions in the three fiducial regions. The reported SM predictions include those extracted from generated events in MC samples adopted for the analysis (LO), as well as higher-order calculations at NLO in QCD [60] (NLO QCD).

Perturbative order		SM σ (fb)	Measured σ (fb)
ZZjj inclusive			
EW	LO	0.275 ± 0.021	$0.33^{+0.11}_{-0.10}$ (stat) $^{+0.04}_{-0.03}$ (syst)
	NLO QCD	0.278 ± 0.017	
	NLO EW	$0.242^{+0.015}_{-0.013}$	
EW+QCD		5.35 ± 0.51	$5.29^{+0.31}_{-0.30}$ (stat) ± 0.47 (syst)
VBS-enriched (loose)			
EW	LO	0.186 ± 0.015	$0.180^{+0.070}_{-0.060}$ (stat) $^{+0.021}_{-0.012}$ (syst)
	NLO QCD	0.197 ± 0.013	
EW+QCD		1.21 ± 0.09	$1.00^{+0.12}_{-0.11}$ (stat) ± 0.07 (syst)
VBS-enriched (tight)			
EW	LO	0.104 ± 0.008	$0.09^{+0.04}_{-0.03}$ (stat) ± 0.02 (syst)
	NLO QCD	0.108 ± 0.007	
EW+QCD		0.221 ± 0.014	$0.20^{+0.05}_{-0.04}$ (stat) ± 0.02 (syst)

hibits a quadratic dependence on the anomalous couplings, and a parabolic function is fitted to the per-mass bin yields, allowing for an interpolation between the discrete coupling parameters of the simulated aQGC signals. The statistical analysis employs the same methodology used for the signal strength, including the profiling of the systematic uncertainties. Using two different approaches, the distributions of the SM processes, including the EW component, are either normalized to their measured values in the EW signal extraction (as discussed in Section 7) or to their expected values. The Wald Gaussian approximation and Wilks' theorem are used to derive 2σ confidence level (CL) intervals on the aQGC parameters [63–65]. The measurement is statistically limited.

Table 4 lists the individual lower and upper limits obtained by setting all other anomalous couplings to zero. The unitarity bounds are determined using the results from Ref. [66] as the scattering energy $m_{4\ell}$ at which the aQGC strength set equal to the observed limit would result in a scattering amplitude that violates unitarity.

9. Summary

A search was performed for the electroweak production of two jets in association with two Z bosons in the four-lepton final state in proton-proton collisions at 13 TeV. The data correspond to an integrated luminosity of 137 fb^{-1} collected with the CMS detector at the LHC.

The electroweak production of two jets in association with a pair of Z bosons is measured with an observed (expected) significance of 4.0 (3.5) standard deviations. The measured fiducial cross section is $\sigma_{\text{fid}} = 0.33^{+0.11}_{-0.10}$ (stat) $^{+0.04}_{-0.03}$ (syst) fb, which is consistent with the standard model prediction of 0.275 ± 0.021 fb.

Limits on anomalous quartic gauge couplings are set at 95% confidence level in terms of effective field theory operators, with units in TeV^{-4} :

$$-0.24 < f_{T0}/\Lambda^4 < 0.22$$

$$-0.31 < f_{T1}/\Lambda^4 < 0.31$$

$$-0.63 < f_{T2}/\Lambda^4 < 0.59$$

$$-0.43 < f_{T8}/\Lambda^4 < 0.43$$

$$-0.92 < f_{T9}/\Lambda^4 < 0.92$$

These are the most stringent limits to date on the neutral current operators T8 and T9.

Declaration of competing interest

The authors declare that they have no known competing financial interests or personal relationships that could have appeared to influence the work reported in this paper.

Acknowledgements

We congratulate our colleagues in the CERN accelerator departments for the excellent performance of the LHC and thank the technical and administrative staffs at CERN and at other CMS institutes for their contributions to the success of the CMS effort. In addition, we gratefully acknowledge the computing centres and personnel of the Worldwide LHC Computing Grid for delivering so effectively the computing infrastructure essential to our analyses. Finally, we acknowledge the enduring support for the construction and operation of the LHC and the CMS detector provided by the following funding agencies: BMBWF and FWF (Austria); FNRS and FWO (Belgium); CNPq, CAPES, FAPERJ, FAPERGS, and FAPESP (Brazil); MES (Bulgaria); CERN; CAS, MOST, and NSFC (China); COLCIENCIAS (Colombia); MSES and CSF (Croatia); RPF (Cyprus); SENESCYT (Ecuador); MoER, ERC IUT, PUT and ERDF (Estonia); Academy of Finland, MEC, and HIP (Finland); CEA and CNRS/IN2P3 (France); BMBF, DFG, and HGF (Germany); GSRT (Greece); NK-FIA (Hungary); DAE and DST (India); IPM (Iran); SFI (Ireland); INFN (Italy); MSIP and NRF (Republic of Korea); MES (Latvia); LAS (Lithuania); MOE and UM (Malaysia); BUAP, CINVESTAV, CONACYT, LNS, SEP, and UASLP-FAI (Mexico); MOS (Montenegro); MBIE (New Zealand); PAEC (Pakistan); MSHE and NSC (Poland); FCT (Portugal); JINR (Dubna); MON, ROSATOM, RAS, RFBR, and NRC KI (Russia); MESTD (Serbia); SEIDI, CPAN, PCTI, and FEDER (Spain); MoSTR (Sri Lanka); Swiss Funding Agencies (Switzerland); MST (Taipei); ThEPCenter, IPST, STAR, and NSTDA (Thailand); TUBITAK and TAEK (Turkey); NASU (Ukraine); STFC (United Kingdom); DOE and NSF (USA).

Individuals have received support from the Marie-Curie programme and the European Research Council and Horizon 2020 Grant, contract Nos. 675440, 752730, and 765710 (European Union); the Leventis Foundation; the A.P. Sloan Foundation; the Alexander von Humboldt Foundation; the Belgian Federal Science Policy Office; the Fonds pour la Formation à la Recherche dans l'Industrie et dans l'Agriculture (FRIA-Belgium); the Agentschap voor Innovatie door Wetenschap en Technologie (IWT-Belgium); the F.R.S.-FNRS and FWO (Belgium) under the "Excellence of Science – EOS" – be.h project n. 30820817; the Beijing Municipal Science & Technology Commission, No. Z191100007219010; The Ministry of Education, Youth and Sports (MEYS) of the Czech Republic; the Deutsche Forschungsgemeinschaft (DFG) under Germany's Excellence Strategy – EXC 2121 "Quantum Universe" – 390833306; the Lendület ("Momentum") Programme and the János Bolyai Research Scholarship of the Hungarian Academy of Sciences, the New National Excellence Program ÚNKP, the NKFI research grants 123842, 123959, 124845, 124850, 125105, 128713, 128786, and 129058 (Hungary); the Council of Science and Industrial Research, India; the Italian and Serbian Ministries for Foreign Affairs and International Cooperation (MAECI/MFA), grant n. RS19MO06 (Italy-Serbia); the HOMING PLUS programme of the Foundation for Polish Science, cofinanced from European Union, Regional Development Fund, the Mobility Plus programme of the Ministry of Science and Higher Education, the National Science Center (Poland), contracts Harmonia 2014/14/M/ST2/00428, Opus 2014/13/B/ST2/02543, 2014/15/B/ST2/03998, and 2015/19/B/ST2/02861, Sonata-bis 2012/07/E/ST2/01406; the National Priorities Research Program by Qatar National Research Fund; the Ministry of Science and Education, grant no.

Table 4

Expected and observed limits of the 2σ CL intervals on the couplings of the quartic operators T0, T1, and T2, as well as the neutral current operators T8 and T9. Observed limits in parentheses are obtained by using the prefit normalization of SM processes. The unitarity bounds are also listed. All coupling parameter limits are in TeV^{-4} , while the unitarity bounds are in TeV .

Coupling	Exp. lower	Exp. upper	Obs. lower	Obs. upper	Unitarity bound
f_{T0}/Λ^4	-0.37	0.35	-0.24 (-0.26)	0.22 (0.24)	2.4
f_{T1}/Λ^4	-0.49	0.49	-0.31 (-0.34)	0.31 (0.34)	2.6
f_{T2}/Λ^4	-0.98	0.95	-0.63 (-0.69)	0.59 (0.65)	2.5
f_{T8}/Λ^4	-0.68	0.68	-0.43 (-0.47)	0.43 (0.48)	1.8
f_{T9}/Λ^4	-1.5	1.5	-0.92 (-1.02)	0.92 (1.02)	1.8

14.W03.31.0026 (Russia); the Tomsk Polytechnic University Competitiveness Enhancement Program and “Nauka” Project FSWW-2020-0008 (Russia); the Programa Estatal de Fomento de la Investigación Científica y Técnica de Excelencia María de Maeztu, grant MDM-2015-0509 and the Programa Severo Ochoa del Principado de Asturias; the Thalís and Aristeia programmes cofinanced by EU-ESF and the Greek NSRF; the Rachadapisek Sompot Fund for Postdoctoral Fellowship, Chulalongkorn University and the Chulalongkorn Academic into Its 2nd Century Project Advancement Project (Thailand); The Kavli Foundation; the Nvidia Corporation; the SuperMicro Corporation; The Welch Foundation, contract C-1845; and the Weston Havens Foundation (USA).

References

- [1] P.W. Higgs, Spontaneous symmetry breakdown without massless bosons, *Phys. Rev.* 145 (1966) 1156, <https://doi.org/10.1103/PhysRev.145.1156>.
- [2] F. Englert, R. Brout, Broken symmetry and the mass of gauge vector mesons, *Phys. Rev. Lett.* 13 (1964) 321, <https://doi.org/10.1103/PhysRevLett.13.321>.
- [3] D. Rainwater, R. Szalapski, D. Zeppenfeld, Probing color singlet exchange in $Z + 2$ -jet events at the CERN LHC, *Phys. Rev. D* 54 (1996) 6680, <https://doi.org/10.1103/PhysRevD.54.6680>, arXiv:hep-ph/9605444.
- [4] V.A. Khoze, M.G. Ryskin, W.J. Stirling, P.H. Williams, A Z -monitor to calibrate Higgs production via vector boson fusion with rapidity gaps at the LHC, *Eur. Phys. J. C* 26 (2003) 429, <https://doi.org/10.1140/epjc/s2002-01069-2>, arXiv:hep-ph/0207365.
- [5] ATLAS Collaboration, Observation of electroweak production of a same-sign W boson pair in association with two jets in pp collisions at $\sqrt{s} = 13$ TeV with the ATLAS detector, *Phys. Rev. Lett.* 123 (2019) 161801, <https://doi.org/10.1103/PhysRevLett.123.161801>, arXiv:1906.03203.
- [6] ATLAS Collaboration, Observation of electroweak $W^\pm Z$ boson pair production in association with two jets in pp collisions at $\sqrt{s} = 13$ TeV with the ATLAS detector, *Phys. Lett. B* 793 (2019) 469, <https://doi.org/10.1016/j.physletb.2019.05.012>, arXiv:1812.09740.
- [7] ATLAS Collaboration, Observation of electroweak production of two jets and a Z -boson pair with the ATLAS detector at the LHC, *Nat. Phys.* (2020), arXiv:2004.10612, submitted for publication.
- [8] ATLAS Collaboration, Search for the electroweak diboson production in association with a high-mass dijet system in semileptonic final states in pp collisions at $\sqrt{s} = 13$ TeV with the ATLAS detector, *Phys. Rev. D* 100 (2019) 032007, <https://doi.org/10.1103/PhysRevD.100.032007>, arXiv:1905.07714.
- [9] CMS Collaboration, Observation of electroweak production of same-sign W boson pairs in the two jet and two same-sign lepton final state in proton-proton collisions at $\sqrt{s} = 13$ TeV, *Phys. Rev. Lett.* 120 (2018) 081801, <https://doi.org/10.1103/PhysRevLett.120.081801>, arXiv:1709.05822.
- [10] CMS Collaboration, Measurements of production cross sections of WZ and same-sign WW boson pairs in association with two jets in proton-proton collisions at $\sqrt{s} = 13$ TeV, *Phys. Lett. B* 809 (2020) 135710, <https://doi.org/10.1016/j.physletb.2020.135710>, arXiv:2005.01173.
- [11] CMS Collaboration, Measurement of vector boson scattering and constraints on anomalous quartic couplings from events with four leptons and two jets in proton-proton collisions at $\sqrt{s} = 13$ TeV, *Phys. Lett. B* 774 (2017) 682, <https://doi.org/10.1016/j.physletb.2017.10.020>, arXiv:1708.02812.
- [12] CMS Collaboration, Observation of a new boson at a mass of 125 GeV with the CMS experiment at the LHC, *Phys. Lett. B* 716 (2012) 30, <https://doi.org/10.1016/j.physletb.2012.08.021>, arXiv:1207.7235.
- [13] S. Bolognesi, Y. Gao, A.V. Gritsan, K. Melnikov, M. Schulze, N.V. Tran, A. Whitbeck, On the spin and parity of a single-produced resonance at the LHC, *Phys. Rev. D* 86 (2012) 095031, <https://doi.org/10.1103/PhysRevD.86.095031>, arXiv:1208.4018.
- [14] Y. Gao, A.V. Gritsan, Z. Guo, K. Melnikov, M. Schulze, N.V. Tran, Spin determination of single-produced resonances at hadron colliders, *Phys. Rev. D* 81 (2010) 075022, <https://doi.org/10.1103/PhysRevD.81.075022>, arXiv:1001.3396.
- [15] I. Anderson, S. Bolognesi, F. Caola, Y. Gao, A.V. Gritsan, C.B. Martin, K. Melnikov, M. Schulze, N.V. Tran, A. Whitbeck, Y. Zhou, Constraining anomalous HVV interactions at proton and lepton colliders, *Phys. Rev. D* 89 (2014) 035007, <https://doi.org/10.1103/PhysRevD.89.035007>, arXiv:1309.4819.
- [16] A.V. Gritsan, R. Röntsch, M. Schulze, M. Xiao, Constraining anomalous Higgs boson couplings to the heavy flavor fermions using matrix element techniques, *Phys. Rev. D* 94 (2016) 055023, <https://doi.org/10.1103/PhysRevD.94.055023>, arXiv:1606.03107.
- [17] C. Degrande, N. Greiner, W. Kilian, O. Mattelaer, H. Mebane, T. Stelzer, S. Willenbrock, C. Zhang, Effective field theory: a modern approach to anomalous couplings, *Ann. Phys.* 335 (2013) 21, <https://doi.org/10.1016/j.aop.2013.04.016>, arXiv:1205.4231.
- [18] O.J.P. Éboli, M.C. Gonzalez-Garcia, J.K. Mizukoshi, $pp \rightarrow jje^\pm \mu^\mp \nu \nu$ and $jje^\pm \mu^\mp \nu \nu$ at $\mathcal{O}(\alpha_{em}^6)$ and $\mathcal{O}(\alpha_{em}^4 \alpha_s^2)$ for the study of the quartic electroweak gauge boson vertex at CERN LHC, *Phys. Rev. D* 74 (2006) 073005, <https://doi.org/10.1103/PhysRevD.74.073005>, arXiv:hep-ph/0606118.
- [19] CMS Collaboration, The CMS trigger system, *J. Instrum.* 12 (2017) P01020, <https://doi.org/10.1088/1748-0221/12/01/P01020>, arXiv:1609.02366.
- [20] CMS Collaboration, The CMS experiment at the CERN LHC, *J. Instrum.* 3 (2008) S08004, <https://doi.org/10.1088/1748-0221/3/08/S08004>.
- [21] J. Alwall, R. Frederix, S. Frixione, V. Hirschi, F. Maltoni, O. Mattelaer, H.-S. Shao, T. Stelzer, P. Torrielli, M. Zaro, The automated computation of tree-level and next-to-leading order differential cross sections, and their matching to parton shower simulations, *J. High Energy Phys.* 07 (2014) 079, [https://doi.org/10.1007/JHEP07\(2014\)079](https://doi.org/10.1007/JHEP07(2014)079), arXiv:1405.0301.
- [22] P. Artoisenet, R. Frederix, O. Mattelaer, R. Rietkerk, Automatic spin-entangled decays of heavy resonances in Monte Carlo simulations, *J. High Energy Phys.* 03 (2013) 015, [https://doi.org/10.1007/JHEP03\(2013\)015](https://doi.org/10.1007/JHEP03(2013)015), arXiv:1212.3460.
- [23] A. Ballestrero, A. Belhouari, G. Bevilacqua, V. Kashkan, E. Maina, PHANTOM: a Monte Carlo event generator for six parton final states at high energy colliders, *Comput. Phys. Commun.* 180 (2009) 401, <https://doi.org/10.1016/j.cpc.2008.10.005>, arXiv:0801.3359.
- [24] R. Frederix, S. Frixione, Merging meets matching in MC@NLO, *J. High Energy Phys.* 12 (2012) 061, [https://doi.org/10.1007/JHEP12\(2012\)061](https://doi.org/10.1007/JHEP12(2012)061), arXiv:1209.6215.
- [25] M. Grazzini, S. Kallweit, D. Rathlev, ZZ production at the LHC: fiducial cross sections and distributions in NNLO QCD, *Phys. Lett. B* 750 (2015) 407, <https://doi.org/10.1016/j.physletb.2015.09.055>, arXiv:1507.06257.
- [26] M. Grazzini, S. Kallweit, M. Wiesemann, Fully differential NNLO computations with MATRIX, *Eur. Phys. J. C* 78 (2018) 537, <https://doi.org/10.1140/epjc/s10052-018-5771-7>, arXiv:1711.06631.
- [27] S. Kallweit, M. Wiesemann, ZZ production at the LHC: NNLO predictions for $2\ell 2\nu$ and 4ℓ signatures, *Phys. Lett. B* 786 (2018) 382, <https://doi.org/10.1016/j.physletb.2018.10.016>, arXiv:1806.05941.
- [28] S. Gieseke, T. Kasprzik, J.H. Kuehn, Vector-boson pair production and electroweak corrections in HERWIG++, *Eur. Phys. J. C* 74 (2014) 2988, <https://doi.org/10.1140/epjc/s10052-014-2988-y>, arXiv:1401.3964.
- [29] C. Li, Y. An, C. Charlot, R. Covarelli, Z. Guan, Q. Li, Loop-induced ZZ production at the LHC: an improved description by matrix-element matching, arXiv:2006.12860, 2020.
- [30] J. Alwall, S. Höche, F. Krauss, N. Lavesson, L. Lönnblad, F. Maltoni, M.L. Mangano, M. Moretti, C.G. Papadopoulos, F. Piccinini, S. Schumann, M. Treccani, J. Winter, M. Worek, Comparative study of various algorithms for the merging of parton showers and matrix elements in hadronic collisions, *Eur. Phys. J. C* 53 (2008) 473, <https://doi.org/10.1140/epjc/s10052-007-0490-5>, arXiv:0706.2569.
- [31] J. Alwall, S. de Visscher, F. Maltoni, QCD radiation in the production of heavy colored particles at the LHC, *J. High Energy Phys.* 02 (2009) 017, <https://doi.org/10.1088/1126-6708/2009/02/017>, arXiv:0810.5350.
- [32] F. Caola, K. Melnikov, R. Röntsch, L. Tancredi, QCD corrections to ZZ production in gluon fusion at the LHC, *Phys. Rev. D* 92 (2015) 094028, <https://doi.org/10.1103/PhysRevD.92.094028>, arXiv:1509.06734.
- [33] F. Caola, M. Dowling, K. Melnikov, R. Röntsch, L. Tancredi, QCD corrections to vector boson pair production in gluon fusion including interference effects with off-shell Higgs at the LHC, *J. High Energy Phys.* 07 (2016) 087, [https://doi.org/10.1007/JHEP07\(2016\)087](https://doi.org/10.1007/JHEP07(2016)087), arXiv:1605.04610.
- [34] T. Sjöstrand, S. Ask, J.R. Christiansen, R. Corke, N. Desai, P. Ilten, S. Mrenna, S. Prestel, C.O. Rasmussen, P.Z. Skands, An introduction to PYTHIA 8.2, Com-

- put. Phys. Commun. 191 (2015) 159, <https://doi.org/10.1016/j.cpc.2015.01.024>, arXiv:1410.3012.
- [35] CMS Collaboration, Event generator tunes obtained from underlying event and multiparton scattering measurements, Eur. Phys. J. C 76 (2016) 155, <https://doi.org/10.1140/epjc/s10052-016-3988-x>, arXiv:1512.00815.
- [36] CMS Collaboration, Extraction and validation of a new set of CMS PYTHIA8 tunes from underlying-event measurements, Eur. Phys. J. C 80 (2020) 4, <https://doi.org/10.1140/epjc/s10052-019-7499-4>, arXiv:1903.12179.
- [37] R.D. Ball, et al., NNPDF, Parton distributions for the LHC run II, J. High Energy Phys. 04 (2015) 040, [https://doi.org/10.1007/JHEP04\(2015\)040](https://doi.org/10.1007/JHEP04(2015)040), arXiv:1410.8849.
- [38] S. Agostinelli, et al., GEANT4, GEANT4—a simulation toolkit, Nucl. Instrum. Methods A 506 (2003) 250, [https://doi.org/10.1016/S0168-9002\(03\)01368-8](https://doi.org/10.1016/S0168-9002(03)01368-8).
- [39] J. Allison, et al., GEANT4 developments and applications, IEEE Trans. Nucl. Sci. 53 (2006) 270, <https://doi.org/10.1109/TNS.2006.869826>.
- [40] CMS Collaboration, Measurements of properties of the Higgs boson decaying into the four-lepton final state in pp collisions at $\sqrt{s} = 13$ TeV, J. High Energy Phys. 11 (2017) 047, [https://doi.org/10.1007/JHEP11\(2017\)047](https://doi.org/10.1007/JHEP11(2017)047), arXiv:1706.09936.
- [41] CMS Collaboration, Particle-flow reconstruction and global event description with the CMS detector, J. Instrum. 12 (2017) P10003, <https://doi.org/10.1088/1748-0221/12/10/P10003>, arXiv:1706.04965.
- [42] M. Cacciari, G.P. Salam, G. Soyez, The anti- k_T jet clustering algorithm, J. High Energy Phys. 04 (2008) 063, <https://doi.org/10.1088/1126-6708/2008/04/063>, arXiv:0802.1189.
- [43] M. Cacciari, G.P. Salam, G. Soyez, FastJet user manual, Eur. Phys. J. C 72 (2012) 1896, <https://doi.org/10.1140/epjc/s10052-012-1896-2>, arXiv:1111.6097.
- [44] CMS Collaboration, Performance of electron reconstruction and selection with the CMS detector in proton-proton collisions at $\sqrt{s} = 8$ TeV, J. Instrum. 10 (2015) P06005, <https://doi.org/10.1088/1748-0221/10/06/P06005>, arXiv:1502.02701.
- [45] CMS Collaboration, Performance of the CMS muon detector and muon reconstruction with proton-proton collisions at $\sqrt{s} = 13$ TeV, J. Instrum. 13 (2018) P06015, <https://doi.org/10.1088/1748-0221/13/06/P06015>, arXiv:1804.04528.
- [46] M. Cacciari, G.P. Salam, Pileup subtraction using jet areas, Phys. Lett. B 659 (2008) 119, <https://doi.org/10.1016/j.physletb.2007.09.077>, arXiv:0707.1378.
- [47] CMS Collaboration, Measurements of inclusive W and Z cross sections in pp collisions at $\sqrt{s} = 7$ TeV, J. High Energy Phys. 01 (2011) 080, [https://doi.org/10.1007/JHEP01\(2011\)080](https://doi.org/10.1007/JHEP01(2011)080), arXiv:1012.2466.
- [48] CMS Collaboration, Jet algorithms performance in 13 TeV data, CMS Physics Analysis Summary CMS-PAS-JME-16-003, <https://cds.cern.ch/record/2256875>, 2017.
- [49] CMS Collaboration, Determination of jet energy calibration and transverse momentum resolution in CMS, J. Instrum. 6 (2011) P11002, <https://doi.org/10.1088/1748-0221/6/11/P11002>, arXiv:1107.4277.
- [50] CMS Collaboration, Jet energy scale and resolution in the CMS experiment in pp collisions at 8 TeV, J. Instrum. 12 (2017) P02014, <https://doi.org/10.1088/1748-0221/12/02/P02014>, arXiv:1607.03663.
- [51] CMS Collaboration, Pileup mitigation at CMS in 13 TeV data, J. Instrum. 15 (2020) P09018, <https://doi.org/10.1088/1748-0221/15/09/P09018>, arXiv:2003.00503, 2020.
- [52] S. Mrenna, P. Skands, Automated parton-shower variations in pythia 8, Phys. Rev. D 94 (2016) 074005, <https://doi.org/10.1103/PhysRevD.94.074005>, arXiv:1605.08352.
- [53] J. Bellm, et al., Herwig 7.0/Herwig++ 3.0 release note, Eur. Phys. J. C 76 (2016) 196, <https://doi.org/10.1140/epjc/s10052-016-4018-8>, arXiv:1512.01178.
- [54] CMS Collaboration, Extraction and validation of a set of HERWIG 7 tunes from CMS underlying-event measurements, CMS Physics Analysis Summary CMS-PAS-GEN-19-001, <http://cdsweb.cern.ch/record/2719158>, 2020.
- [55] CMS Collaboration, CMS luminosity measurements for the 2016 data-taking period, Technical Report CMS-PAS-LUM-17-001, 2017, <https://cds.cern.ch/record/2257069>.
- [56] CMS Collaboration, CMS luminosity measurement for the 2017 data-taking period at $\sqrt{s} = 13$ TeV, Technical Report CMS-PAS-LUM-17-004, 2018, <https://cds.cern.ch/record/2621960>.
- [57] CMS Collaboration, CMS luminosity measurement for the 2018 data-taking period at $\sqrt{s} = 13$ TeV, Technical Report CMS-PAS-LUM-18-002, 2019, <https://cds.cern.ch/record/2676164>.
- [58] J.M. Campbell, R.K. Ellis, MCFM for the Tevatron and the LHC, Nucl. Phys. B, Proc. Suppl. 205–206 (2010) 10, <https://doi.org/10.1016/j.nuclphysbps.2010.08.011>, arXiv:1007.3492.
- [59] ATLAS CMS Collaborations, LHC Higgs Combination Group, Procedure for the LHC Higgs boson search combination in Summer 2011, CMS-NOTE-2011-005, ATL-PHYS-PUB-2011-11, <http://cdsweb.cern.ch/record/1379837>, 2011.
- [60] B. Jaeger, A. Karlberg, G. Zanderighi, Electroweak ZZjj production in the Standard Model and beyond in the POWHEG-BOX V2, J. High Energy Phys. 03 (2014) 141, [https://doi.org/10.1007/JHEP03\(2014\)141](https://doi.org/10.1007/JHEP03(2014)141), arXiv:1312.3252.
- [61] S. Alioli, P. Nason, C. Oleari, E. Re, A general framework for implementing NLO calculations in shower Monte Carlo programs: the POWHEG BOX, J. High Energy Phys. 06 (2010) 043, [https://doi.org/10.1007/JHEP06\(2010\)043](https://doi.org/10.1007/JHEP06(2010)043), arXiv:1002.2581.
- [62] A. Denner, R. Franken, M. Pellen, T. Schmidt, NLO QCD and EW corrections to vector-boson scattering into ZZ at the LHC, arXiv:2009.00411, 2020.
- [63] G. Cowan, K. Cranmer, E. Gross, O. Vitells, Asymptotic formulae for likelihood-based tests of new physics, Eur. Phys. J. C 71 (2011) 1554, <https://doi.org/10.1140/epjc/s10052-011-1554-0>, arXiv:1007.1727, Erratum: <https://doi.org/10.1140/epjc/s10052-013-2501-z>.
- [64] T. Junk, Confidence level computation for combining searches with small statistics, Nucl. Instrum. Methods A 434 (1999) 435, [https://doi.org/10.1016/S0168-9002\(99\)00498-2](https://doi.org/10.1016/S0168-9002(99)00498-2), arXiv:hep-ex/9902006.
- [65] A.L. Read, Presentation of search results: the CL_s technique, J. Phys. G 28 (2002) 2693, <https://doi.org/10.1088/0954-3889/28/10/313>.
- [66] E. Almeida da Silva, O.J.P. Eboli, M.C. Gonzalez-Garcia, Unitarity constraints on anomalous quartic couplings, Phys. Rev. D 101 (2020) 113003, <https://doi.org/10.1103/PhysRevD.101.113003>, arXiv:2004.05174.

The CMS Collaboration

A.M. Sirunyan[†], A. Tumasyan

Yerevan Physics Institute, Yerevan, Armenia

W. Adam, F. Ambrogio, T. Bergauer, M. Dragicevic, J. Erö, A. Escalante Del Valle, R. Frühwirth¹, M. Jeitler¹, N. Krammer, L. Lechner, D. Liko, T. Madlener, I. Mikulec, F.M. Pitters, N. Rad, J. Schieck¹, R. Schöfbeck, M. Spanring, S. Templ, W. Waltenberger, C.-E. Wulz¹, M. Zarucki

Institut für Hochenergiephysik, Wien, Austria

V. Chekhovsky, A. Litomin, V. Makarenko, J. Suarez Gonzalez

Institute for Nuclear Problems, Minsk, Belarus

M.R. Darwish², E.A. De Wolf, D. Di Croce, X. Janssen, T. Kello³, A. Lelek, M. Pieters, H. Rejeb Sfar, H. Van Haevermaet, P. Van Mechelen, S. Van Putte, N. Van Remortel

Universiteit Antwerpen, Antwerpen, Belgium

F. Blekman, E.S. Bols, S.S. Chhibra, J. D'Hondt, J. De Clercq, D. Lontkovskyi, S. Lowette, I. Marchesini, S. Moortgat, A. Morton, Q. Python, S. Tavernier, W. Van Doninck, P. Van Mulders

Vrije Universiteit Brussel, Brussel, Belgium

D. Beghin, B. Bilin, B. Clerbaux, G. De Lentdecker, B. Dorney, L. Favart, A. Grebenyuk, A.K. Kalsi, I. Makarenko, L. Moureaux, L. Pêtré, A. Popov, N. Postiau, E. Starling, L. Thomas, C. Vander Velde, P. Vanlaer, D. Vannerom, L. Wezenbeek

Université Libre de Bruxelles, Bruxelles, Belgium

T. Cornelis, D. Dobur, M. Gruchala, I. Khvastunov⁴, M. Niedziela, C. Roskas, K. Skovpen, M. Tytgat, W. Verbeke, B. Vermassen, M. Vit

Ghent University, Ghent, Belgium

G. Bruno, F. Bury, C. Caputo, P. David, C. Delaere, M. Delcourt, I.S. Donertas, A. Giammanco, V. Lemaitre, K. Mondal, J. Prisciandaro, A. Taliercio, M. Teklishyn, P. Vischia, S. Wuyckens, J. Zobec

Université Catholique de Louvain, Louvain-la-Neuve, Belgium

G.A. Alves, G. Correia Silva, C. Hensel, A. Moraes

Centro Brasileiro de Pesquisas Físicas, Rio de Janeiro, Brazil

W.L. Aldá Júnior, E. Belchior Batista Das Chagas, H. Brandao Malbouisson, W. Carvalho, J. Chinellato⁵, E. Coelho, E.M. Da Costa, G.G. Da Silveira⁶, D. De Jesus Damiao, S. Fonseca De Souza, J. Martins⁷, D. Matos Figueiredo, M. Medina Jaime⁸, M. Melo De Almeida, C. Mora Herrera, L. Mundim, H. Nogima, P. Rebello Teles, L.J. Sanchez Rosas, A. Santoro, S.M. Silva Do Amaral, A. Sznajder, M. Thiel, E.J. Tonelli Manganote⁵, F. Torres Da Silva De Araujo, A. Vilela Pereira

Universidade do Estado do Rio de Janeiro, Rio de Janeiro, Brazil

C.A. Bernardes^a, L. Calligaris^a, T.R. Fernandez Perez Tomei^a, E.M. Gregores^b, D.S. Lemos^a, P.G. Mercadante^b, S.F. Novaes^a, Sandra S. Padula^a

^a *Universidade Estadual Paulista, São Paulo, Brazil*

^b *Universidade Federal do ABC, São Paulo, Brazil*

A. Aleksandrov, G. Antchev, I. Atanasov, R. Hadjiiska, P. Iaydjiev, M. Misheva, M. Rodozov, M. Shopova, G. Sultanov

Institute for Nuclear Research and Nuclear Energy, Bulgarian Academy of Sciences, Sofia, Bulgaria

M. Bonchev, A. Dimitrov, T. Ivanov, L. Litov, B. Pavlov, P. Petkov, A. Petrov

University of Sofia, Sofia, Bulgaria

W. Fang³, Q. Guo, H. Wang, L. Yuan

Beihang University, Beijing, China

M. Ahmad, Z. Hu, Y. Wang

Department of Physics, Tsinghua University, Beijing, China

E. Chapon, G.M. Chen⁹, H.S. Chen⁹, M. Chen, A. Kapoor, D. Leggat, H. Liao, Z. Liu, R. Sharma, A. Spiezia, J. Tao, J. Thomas-wilsker, J. Wang, H. Zhang, S. Zhang⁹, J. Zhao

Institute of High Energy Physics, Beijing, China

A. Agapitos, Y. Ban, C. Chen, Q. Huang, A. Levin, Q. Li, M. Lu, X. Lyu, Y. Mao, S.J. Qian, D. Wang, Q. Wang, J. Xiao

State Key Laboratory of Nuclear Physics and Technology, Peking University, Beijing, China

Z. You

Sun Yat-Sen University, Guangzhou, China

X. Gao³

Institute of Modern Physics and Key Laboratory of Nuclear Physics and Ion-beam Application (MOE) – Fudan University, Shanghai, China

M. Xiao

Zhejiang University, Hangzhou, China

C. Avila, A. Cabrera, C. Florez, J. Fraga, A. Sarkar, M.A. Segura Delgado

Universidad de Los Andes, Bogota, Colombia

J. Jaramillo, J. Mejia Guisao, F. Ramirez, J.D. Ruiz Alvarez, C.A. Salazar González, N. Vanegas Arbelaez

Universidad de Antioquia, Medellin, Colombia

D. Giljanovic, N. Godinovic, D. Lelas, I. Puljak, T. Sculac

University of Split, Faculty of Electrical Engineering, Mechanical Engineering and Naval Architecture, Split, Croatia

Z. Antunovic, M. Kovac

University of Split, Faculty of Science, Split, Croatia

V. Brigljevic, D. Ferencek, D. Majumder, M. Roguljic, A. Starodumov¹⁰, T. Susa

Institute Rudjer Boskovic, Zagreb, Croatia

M.W. Ather, A. Attikis, E. Erodotou, A. Ioannou, G. Kole, M. Kolosova, S. Konstantinou, G. Mavromanolakis, J. Mousa, C. Nicolaou, F. Ptochos, P.A. Razis, H. Rykaczewski, H. Saka, D. Tsiakkouri

University of Cyprus, Nicosia, Cyprus

M. Finger¹¹, M. Finger Jr.¹¹, A. Kveton, J. Tomsa

Charles University, Prague, Czech Republic

E. Ayala

Escuela Politecnica Nacional, Quito, Ecuador

E. Carrera Jarrin

Universidad San Francisco de Quito, Quito, Ecuador

A.A. Abdelalim^{12,13}, S. Elgammal¹⁴, A. Ellithi Kamel¹⁵

Academy of Scientific Research and Technology of the Arab Republic of Egypt, Egyptian Network of High Energy Physics, Cairo, Egypt

A. Lotfy, M.A. Mahmoud

Center for High Energy Physics (CHEP-FU), Fayoum University, El-Fayoum, Egypt

S. Bhowmik, A. Carvalho Antunes De Oliveira, R.K. Dewanjee, K. Ehataht, M. Kadastik, M. Raidal, C. Veelken

National Institute of Chemical Physics and Biophysics, Tallinn, Estonia

P. Eerola, L. Forthomme, H. Kirschenmann, K. Osterberg, M. Voutilainen

Department of Physics, University of Helsinki, Helsinki, Finland

E. Brücken, F. Garcia, J. Havukainen, V. Karimäki, M.S. Kim, R. Kinnunen, T. Lampén, K. Lassila-Perini, S. Laurila, S. Lehti, T. Lindén, H. Siikonen, E. Tuominen, J. Tuominiemi

Helsinki Institute of Physics, Helsinki, Finland

P. Luukka, T. Tuuva

Lappeenranta University of Technology, Lappeenranta, Finland

C. Amendola, M. Besancon, F. Couderc, M. Dejardin, D. Denegri, J.L. Faure, F. Ferri, S. Ganjour, A. Givernaud, P. Gras, G. Hamel de Monchenault, P. Jarry, B. Lenzi, E. Locci, J. Malcles, J. Rander, A. Rosowsky, M.Ö. Sahin, A. Savoy-Navarro¹⁶, M. Titov, G.B. Yu

IRFU, CEA, Université Paris-Saclay, Gif-sur-Yvette, France

S. Ahuja, F. Beaudette, M. Bonanomi, A. Buchot Perraguin, P. Busson, C. Charlot, O. Davignon, B. Diab, G. Falmagne, R. Granier de Cassagnac, A. Hakimi, I. Kucher, A. Lobanov, C. Martin Perez, M. Nguyen, C. Ochando, P. Paganini, J. Rembser, R. Salerno, J.B. Sauvan, Y. Sirois, A. Zabi, A. Zghiche

Laboratoire Leprince-Ringuet, CNRS/IN2P3, Ecole Polytechnique, Institut Polytechnique de Paris, Paris, France

J.-L. Agram¹⁷, J. Andrea, D. Bloch, G. Bourgatte, J.-M. Brom, E.C. Chabert, C. Collard, J.-C. Fontaine¹⁷, D. Gelé, U. Goerlach, C. Grimault, A.-C. Le Bihan, P. Van Hove

Université de Strasbourg, CNRS, IPHC UMR 7178, Strasbourg, France

E. Asilar, S. Beauceron, C. Bernet, G. Boudoul, C. Camen, A. Carle, N. Chanon, D. Contardo, P. Depasse, H. El Mamouni, J. Fay, S. Gascon, M. Gouzevitch, B. Ille, Sa. Jain, I.B. Laktineh, H. Lattaud, A. Lesauvage, M. Lethuillier, L. Mirabito, L. Torterotot, G. Touquet, M. Vander Donckt, S. Viret

Université de Lyon, Université Claude Bernard Lyon 1, CNRS-IN2P3, Institut de Physique Nucléaire de Lyon, Villeurbanne, France

T. Toriashvili¹⁸, Z. Tsamalaidze¹¹

Georgian Technical University, Tbilisi, Georgia

L. Feld, K. Klein, M. Lipinski, D. Meuser, A. Pauls, M. Preuten, M.P. Rauch, J. Schulz, M. Teroerde

RWTH Aachen University, I. Physikalisches Institut, Aachen, Germany

D. Eliseev, M. Erdmann, P. Fackeldey, B. Fischer, S. Ghosh, T. Hebbeker, K. Hoepfner, H. Keller, L. Mastrolorenzo, M. Merschmeyer, A. Meyer, P. Millet, G. Mocellin, S. Mondal, S. Mukherjee, D. Noll, A. Novak, T. Pook, A. Pozdnyakov, T. Quast, M. Radziej, Y. Rath, H. Reithler, J. Roemer, A. Schmidt, S.C. Schuler, A. Sharma, S. Wiedenbeck, S. Zaleski

RWTH Aachen University, III. Physikalisches Institut A, Aachen, Germany

C. Dziwok, G. Flügge, W. Haj Ahmad¹⁹, O. Hlushchenko, T. Kress, A. Nowack, C. Pistone, O. Pooth, D. Roy, H. Sert, A. Stahl²⁰, T. Ziemons

RWTH Aachen University, III. Physikalisches Institut B, Aachen, Germany

H. Aarup Petersen, M. Aldaya Martin, P. Asmuss, I. Babounikau, S. Baxter, O. Behnke, A. Bermúdez Martínez, A.A. Bin Anuar, K. Borras²¹, V. Botta, D. Brunner, A. Campbell, A. Cardini, P. Connor, S. Consuegra Rodríguez, V. Danilov, A. De Wit, M.M. Defranchis, L. Didukh, D. Domínguez Damiani, G. Eckerlin, D. Eckstein, T. Eichhorn, L.I. Estevez Banos, E. Gallo²², A. Geiser, A. Giraldi, A. Grohsjean, M. Guthoff, A. Harb, A. Jafari²³, N.Z. Jomhari, H. Jung, A. Kasem²¹, M. Kasemann, H. Kaveh, C. Kleinwort, J. Knolle, D. Krücker, W. Lange, T. Lenz, J. Lidrych, K. Lipka, W. Lohmann²⁴, R. Mankel, I.-A. Melzer-Pellmann, J. Metwally, A.B. Meyer, M. Meyer, M. Missiroli, J. Mnich, A. Mussgiller, V. Myronenko, Y. Otari, D. Pérez Adán, S.K. Pflitsch, D. Pitzl, A. Raspereza, A. Saggio, A. Saibel, M. Savitskyi, V. Scheurer, P. Schütze, C. Schwanenberger, A. Singh, R.E. Sosa Ricardo, N. Tonon, O. Turkot, A. Vagnerini, M. Van De Klundert, R. Walsh, D. Walter, Y. Wen, K. Wichmann, C. Wissing, S. Wuchterl, O. Zenaiev, R. Zlebick

Deutsches Elektronen-Synchrotron, Hamburg, Germany

R. Aggleton, S. Bein, L. Benato, A. Benecke, K. De Leo, T. Dreyer, A. Ebrahimi, M. Eich, F. Feindt, A. Fröhlich, C. Garbers, E. Garutti, P. Gunnellini, J. Haller, A. Hinzmann, A. Karavdina, G. Kasieczka, R. Klanner, R. Kogler, V. Kutzner, J. Lange, T. Lange, A. Malara, C.E.N. Niemeyer, A. Nigamova, K.J. Pena Rodriguez, O. Rieger, P. Schleper, S. Schumann, J. Schwandt, D. Schwarz, J. Sonneveld, H. Stadie, G. Steinbrück, B. Vormwald, I. Zoi

University of Hamburg, Hamburg, Germany

M. Baselga, S. Baur, J. Bechtel, T. Berger, E. Butz, R. Caspart, T. Chwalek, W. De Boer, A. Dierlamm, A. Droll, K. El Morabit, N. Faltermann, K. Flöh, M. Giffels, A. Gottmann, F. Hartmann²⁰, C. Heidecker, U. Husemann, M.A. Iqbal, I. Katkov²⁵, P. Keicher, R. Koppenhöfer, S. Maier, M. Metzler, S. Mitra, D. Müller, Th. Müller, M. Musich, G. Quast, K. Rabbertz, J. Rauser, D. Savoie, D. Schäfer, M. Schnepf, M. Schröder, D. Seith, I. Shvetsov, H.J. Simonis, R. Ulrich, M. Wassmer, M. Weber, R. Wolf, S. Wozniewski

Karlsruher Institut fuer Technologie, Karlsruhe, Germany

G. Anagnostou, P. Asenov, G. Daskalakis, T. Geralis, A. Kyriakis, D. Loukas, G. Paspalaki, A. Stakia

Institute of Nuclear and Particle Physics (INPP), NCSR Demokritos, Aghia Paraskevi, Greece

M. Diamantopoulou, D. Karasavvas, G. Karathanasis, P. Kontaxakis, C.K. Koraka, A. Manousakis-katsikakis, A. Panagiotou, I. Papavergou, N. Saoulidou, K. Theofilatos, K. Vellidis, E. Vourliotis

National and Kapodistrian University of Athens, Athens, Greece

G. Bakas, K. Kousouris, I. Papakrivopoulos, G. Tsipolitis, A. Zacharopoulou

National Technical University of Athens, Athens, Greece

I. Evangelou, C. Foudas, P. Giannelos, P. Katsoulis, P. Kokkas, S. Mallios, K. Manitaras, N. Manthos, I. Papadopoulos, J. Strologas

University of Ioánnina, Ioánnina, Greece

M. Bartók²⁶, R. Chudasama, M. Csanad, M.M.A. Gadallah²⁷, S. Lökös²⁸, P. Major, K. Mandal, A. Mehta, G. Pasztor, O. Surányi, G.I. Veres

MTA-ELTE Lendület CMS Particle and Nuclear Physics Group, Eötvös Loránd University, Budapest, Hungary

G. Bencze, C. Hajdu, D. Horvath²⁹, F. Sikler, V. Veszpremi, G. Vesztergombi[†]

Wigner Research Centre for Physics, Budapest, Hungary

S. Czellar, J. Karancsi²⁶, J. Molnar, Z. Szillasi, D. Teyssier

Institute of Nuclear Research ATOMKI, Debrecen, Hungary

P. Raics, Z.L. Trocsanyi, B. Ujvari

Institute of Physics, University of Debrecen, Debrecen, Hungary

T. Csorgo, F. Nemes, T. Novak

Eszterhazy Karoly University, Karoly Robert Campus, Gyongyos, Hungary

S. Choudhury, J.R. Komaragiri, D. Kumar, L. Panwar, P.C. Tiwari

Indian Institute of Science (IISc), Bangalore, India

S. Bahinipati³⁰, D. Dash, C. Kar, P. Mal, T. Mishra, V.K. Muraleedharan Nair Bindhu, A. Nayak³¹, D.K. Sahoo³⁰, N. Sur, S.K. Swain

National Institute of Science Education and Research, HBNI, Bhubaneswar, India

S. Bansal, S.B. Beri, V. Bhatnagar, S. Chauhan, N. Dhingra³², R. Gupta, A. Kaur, S. Kaur, P. Kumari, M. Lohan, M. Meena, K. Sandeep, S. Sharma, J.B. Singh, A.K. Virdi

Panjab University, Chandigarh, India

A. Ahmed, A. Bhardwaj, B.C. Choudhary, R.B. Garg, M. Gola, S. Keshri, A. Kumar, M. Naimuddin, P. Priyanka, K. Ranjan, A. Shah

University of Delhi, Delhi, India

M. Bharti³³, R. Bhattacharya, S. Bhattacharya, D. Bhowmik, S. Dutta, S. Ghosh, B. Gomber³⁴, M. Maity³⁵, S. Nandan, P. Palit, A. Purohit, P.K. Rout, G. Saha, S. Sarkar, M. Sharan, B. Singh³³, S. Thakur³³

Saha Institute of Nuclear Physics, HBNI, Kolkata, India

P.K. Behera, S.C. Behera, P. Kalbhor, A. Muhammad, R. Pradhan, P.R. Pujahari, A. Sharma, A.K. Sikdar

Indian Institute of Technology Madras, Madras, India

D. Dutta, V. Kumar, K. Naskar³⁶, P.K. Netrakanti, L.M. Pant, P. Shukla

Bhabha Atomic Research Centre, Mumbai, India

T. Aziz, M.A. Bhat, S. Dugad, R. Kumar Verma, G.B. Mohanty, U. Sarkar

Tata Institute of Fundamental Research-A, Mumbai, India

S. Banerjee, S. Bhattacharya, S. Chatterjee, M. Guchait, S. Karmakar, S. Kumar, G. Majumder, K. Mazumdar, S. Mukherjee, D. Roy, N. Sahoo

Tata Institute of Fundamental Research-B, Mumbai, India

S. Dube, B. Kansal, K. Kothekar, S. Pandey, A. Rane, A. Rastogi, S. Sharma

Indian Institute of Science Education and Research (IISER), Pune, India

H. Bakhshiansohi³⁷

Department of Physics, Isfahan University of Technology, Isfahan, Iran

S. Chenarani³⁸, S.M. Etesami, M. Khakzad, M. Mohammadi Najafabadi

Institute for Research in Fundamental Sciences (IPM), Tehran, Iran

M. Felcini, M. Grunewald

University College Dublin, Dublin, Ireland

M. Abbrescia^{a,b}, R. Aly^{a,b,39}, C. Aruta^{a,b}, A. Colaleo^a, D. Creanza^{a,c}, N. De Filippis^{a,c}, M. De Palma^{a,b}, A. Di Florio^{a,b}, A. Di Pilato^{a,b}, W. Elmetenawee^{a,b}, L. Fiore^a, A. Gelmi^{a,b}, M. Gul^a, G. Iaselli^{a,c}, M. Ince^{a,b}, S. Lezki^{a,b}, G. Maggi^{a,c}, M. Maggi^a, I. Margjeka^{a,b}, V. Mastrapasqua^{a,b}, J.A. Merlin^a, S. My^{a,b}, S. Nuzzo^{a,b}, A. Pompili^{a,b}, G. Pugliese^{a,c}, A. Ranieri^a, G. Selvaggi^{a,b}, L. Silvestris^a, F.M. Simone^{a,b}, R. Venditti^a, P. Verwilligen^a

^a INFN Sezione di Bari, Bari, Italy

^b Università di Bari, Bari, Italy

^c Politecnico di Bari, Bari, Italy

G. Abbiendi^a, C. Battilana^{a,b}, D. Bonacorsi^{a,b}, L. Borghonovi^{a,b}, S. Braibant-Giacomelli^{a,b}, R. Campanini^{a,b}, P. Capiluppi^{a,b}, A. Castro^{a,b}, F.R. Cavallo^a, C. Ciocca^a, M. Cuffiani^{a,b}, G.M. Dallavalle^a, T. Diotallevi^{a,b}, F. Fabbri^a, A. Fanfani^{a,b}, E. Fontanesi^{a,b}, P. Giacomelli^a, L. Giommi^{a,b}, C. Grandi^a, L. Guiducci^{a,b}, F. Iemmi^{a,b}, S. Lo Meo^{a,40}, S. Marcellini^a, G. Masetti^a, F.L. Navarria^{a,b}, A. Perrotta^a, F. Primavera^{a,b}, T. Rovelli^{a,b}, G.P. Siroli^{a,b}, N. Tosi^a

^a INFN Sezione di Bologna, Bologna, Italy

^b Università di Bologna, Bologna, Italy

S. Albergo ^{a,b,41}, S. Costa ^{a,b}, A. Di Mattia ^a, R. Potenza ^{a,b}, A. Tricomi ^{a,b,41}, C. Tuve ^{a,b}

^a INFN Sezione di Catania, Catania, Italy

^b Università di Catania, Catania, Italy

G. Barbagli ^a, A. Cassese ^a, R. Ceccarelli ^{a,b}, V. Ciulli ^{a,b}, C. Civinini ^a, R. D'Alessandro ^{a,b}, F. Fiori ^a,
E. Focardi ^{a,b}, G. Latino ^{a,b}, P. Lenzi ^{a,b}, M. Lizzo ^{a,b}, M. Meschini ^a, S. Paoletti ^a, R. Seidita ^{a,b},
G. Sguazzoni ^a, L. Viliani ^a

^a INFN Sezione di Firenze, Firenze, Italy

^b Università di Firenze, Firenze, Italy

L. Benussi, S. Bianco, D. Piccolo

INFN Laboratori Nazionali di Frascati, Frascati, Italy

M. Bozzo ^{a,b}, F. Ferro ^a, R. Mulargia ^{a,b}, E. Robutti ^a, S. Tosi ^{a,b}

^a INFN Sezione di Genova, Genova, Italy

^b Università di Genova, Genova, Italy

A. Benaglia ^a, A. Beschi ^{a,b}, F. Brivio ^{a,b}, F. Cetorelli ^{a,b}, V. Ciriolo ^{a,b,20}, F. De Guio ^{a,b}, M.E. Dinardo ^{a,b},
P. Dini ^a, S. Gennai ^a, A. Ghezzi ^{a,b}, P. Govoni ^{a,b}, L. Guzzi ^{a,b}, M. Malberti ^a, S. Malvezzi ^a, D. Menasce ^a,
F. Monti ^{a,b}, L. Moroni ^a, M. Paganoni ^{a,b}, D. Pedrini ^a, S. Ragazzi ^{a,b}, T. Tabarelli de Fatis ^{a,b},
D. Valsecchi ^{a,b,20}, D. Zuolo ^{a,b}

^a INFN Sezione di Milano-Bicocca, Milano, Italy

^b Università di Milano-Bicocca, Milano, Italy

S. Buontempo ^a, N. Cavallo ^{a,c}, A. De Iorio ^{a,b}, F. Fabozzi ^{a,c}, F. Fienga ^a, A.O.M. Iorio ^{a,b}, L. Lista ^{a,b},
S. Meola ^{a,d,20}, P. Paolucci ^{a,20}, B. Rossi ^a, C. Sciacca ^{a,b}, E. Voevodina ^{a,b}

^a INFN Sezione di Napoli, Napoli, Italy

^b Università di Napoli 'Federico II', Napoli, Italy

^c Università della Basilicata, Potenza, Italy

^d Università G. Marconi, Roma, Italy

P. Azzi ^a, N. Bacchetta ^a, D. Bisello ^{a,b}, A. Boletti ^{a,b}, A. Bragagnolo ^{a,b}, R. Carlin ^{a,b}, P. Checchia ^a,
P. De Castro Manzano ^a, T. Dorigo ^a, F. Gasparini ^{a,b}, U. Gasparini ^{a,b}, S.Y. Hoh ^{a,b}, L. Layer ^a, M. Margoni ^{a,b},
A.T. Meneguzzo ^{a,b}, M. Presilla ^b, P. Ronchese ^{a,b}, R. Rossin ^{a,b}, F. Simonetto ^{a,b}, G. Strong, A. Tiko ^a,
M. Tosi ^{a,b}, H. Yarar ^{a,b}, M. Zanetti ^{a,b}, P. Zotto ^{a,b}, A. Zucchetta ^{a,b}, G. Zumerle ^{a,b}

^a INFN Sezione di Padova, Padova, Italy

^b Università di Padova, Padova, Italy

^c Università di Trento, Trento, Italy

C. Aime ^{a,b}, A. Braghieri ^a, S. Calzaferri ^{a,b}, D. Fiorina ^{a,b}, P. Montagna ^{a,b}, S.P. Ratti ^{a,b}, V. Re ^a,
M. Ressegotti ^{a,b}, C. Riccardi ^{a,b}, P. Salvini ^a, I. Vai ^a, P. Vitulo ^{a,b}

^a INFN Sezione di Pavia, Pavia, Italy

^b Università di Pavia, Pavia, Italy

M. Biasini ^{a,b}, G.M. Bilei ^a, D. Ciangottini ^{a,b}, L. Fanò ^{a,b}, P. Lariccia ^{a,b}, G. Mantovani ^{a,b}, V. Mariani ^{a,b},
M. Menichelli ^a, F. Moscatelli ^a, A. Piccinelli ^{a,b}, A. Rossi ^{a,b}, A. Santocchia ^{a,b}, D. Spiga ^a, T. Tedeschi ^{a,b}

^a INFN Sezione di Perugia, Perugia, Italy

^b Università di Perugia, Perugia, Italy

K. Androsov ^a, P. Azzurri ^a, G. Bagliesi ^a, V. Bertacchi ^{a,c}, L. Bianchini ^a, T. Boccali ^a, R. Castaldi ^a,
M.A. Ciocci ^{a,b}, R. Dell'Orso ^a, M.R. Di Domenico ^{a,b}, S. Donato ^a, L. Giannini ^{a,c}, A. Giassi ^a, M.T. Grippo ^a,
F. Ligabue ^{a,c}, E. Manca ^{a,c}, G. Mandorli ^{a,c}, A. Messineo ^{a,b}, F. Palla ^a, G. Ramirez-Sanchez ^{a,c}, A. Rizzi ^{a,b},
G. Rolandi ^{a,c}, S. Roy Chowdhury ^{a,c}, A. Scribano ^a, N. Shafiei ^{a,b}, P. Spagnolo ^a, R. Tenchini ^a, G. Tonelli ^{a,b},
N. Turini ^a, A. Venturi ^a, P.G. Verdini ^a

^a INFN Sezione di Pisa, Pisa, Italy

^b Università di Pisa, Pisa, Italy

^c Scuola Normale Superiore di Pisa, Pisa, Italy

F. Cavallari ^a, M. Cipriani ^{a,b}, D. Del Re ^{a,b}, E. Di Marco ^a, M. Diemoz ^a, E. Longo ^{a,b}, P. Meridiani ^a,
G. Organtini ^{a,b}, F. Pandolfi ^a, R. Paramatti ^{a,b}, C. Quaranta ^{a,b}, S. Rahatlou ^{a,b}, C. Rovelli ^a,
F. Santanastasio ^{a,b}, L. Soffi ^{a,b}, R. Tramontano ^{a,b}

^a INFN Sezione di Roma, Rome, Italy

^b Sapienza Università di Roma, Rome, Italy

N. Amapane ^{a,b}, R. Arcidiacono ^{a,c}, S. Argiro ^{a,b}, M. Arneodo ^{a,c}, N. Bartosik ^a, R. Bellan ^{a,b}, A. Bellora ^{a,b},
C. Biino ^a, A. Cappati ^{a,b}, N. Cartiglia ^a, S. Cometti ^a, M. Costa ^{a,b}, R. Covarelli ^{a,b}, N. Demaria ^a, B. Kiani ^{a,b},
F. Legger ^a, C. Mariotti ^a, S. Maselli ^a, E. Migliore ^{a,b}, V. Monaco ^{a,b}, E. Monteil ^{a,b}, M. Monteno ^a,
M.M. Obertino ^{a,b}, G. Ortona ^a, L. Pacher ^{a,b}, N. Pastrone ^a, M. Pelliccioni ^a, G.L. Pinna Angioni ^{a,b},
M. Ruspa ^{a,c}, R. Salvatico ^{a,b}, F. Siviero ^{a,b}, V. Sola ^a, A. Solano ^{a,b}, D. Soldi ^{a,b}, A. Staiano ^a, D. Trocino ^{a,b}

^a INFN Sezione di Torino, Torino, Italy

^b Università di Torino, Torino, Italy

^c Università del Piemonte Orientale, Novara, Italy

S. Belforte ^a, V. Candelise ^{a,b}, M. Casarsa ^a, F. Cossutti ^a, A. Da Rold ^{a,b}, G. Della Ricca ^{a,b}, F. Vazzoler ^{a,b}

^a INFN Sezione di Trieste, Trieste, Italy

^b Università di Trieste, Trieste, Italy

S. Dogra, C. Huh, B. Kim, D.H. Kim, G.N. Kim, J. Lee, S.W. Lee, C.S. Moon, Y.D. Oh, S.I. Pak,
B.C. Radburn-Smith, S. Sekmen, Y.C. Yang

Kyungpook National University, Daegu, Republic of Korea

H. Kim, D.H. Moon

Chonnam National University, Institute for Universe and Elementary Particles, Kwangju, Republic of Korea

B. Francois, T.J. Kim, J. Park

Hanyang University, Seoul, Republic of Korea

S. Cho, S. Choi, Y. Go, S. Ha, B. Hong, K. Lee, K.S. Lee, J. Lim, J. Park, S.K. Park, J. Yoo

Korea University, Seoul, Republic of Korea

J. Goh, A. Gurtu

Kyung Hee University, Department of Physics, Seoul, Republic of Korea

H.S. Kim, Y. Kim

Sejong University, Seoul, Republic of Korea

J. Almond, J.H. Bhyun, J. Choi, S. Jeon, J. Kim, J.S. Kim, S. Ko, H. Kwon, H. Lee, K. Lee, S. Lee, K. Nam,
B.H. Oh, M. Oh, S.B. Oh, H. Seo, U.K. Yang, I. Yoon

Seoul National University, Seoul, Republic of Korea

D. Jeon, J.H. Kim, B. Ko, J.S.H. Lee, I.C. Park, Y. Roh, D. Song, I.J. Watson

University of Seoul, Seoul, Republic of Korea

H.D. Yoo

Yonsei University, Department of Physics, Seoul, Republic of Korea

Y. Choi, C. Hwang, Y. Jeong, H. Lee, Y. Lee, I. Yu

Sungkyunkwan University, Suwon, Republic of Korea

V. Veckalns ⁴²

Riga Technical University, Riga, Latvia

A. Juodagalvis, A. Rinkevicius, G. Tamulaitis

Vilnius University, Vilnius, Lithuania

W.A.T. Wan Abdullah, M.N. Yusli, Z. Zolkapli

National Centre for Particle Physics, Universiti Malaya, Kuala Lumpur, Malaysia

J.F. Benitez, A. Castaneda Hernandez, J.A. Murillo Quijada, L. Valencia Palomo

Universidad de Sonora (UNISON), Hermosillo, Mexico

H. Castilla-Valdez, E. De La Cruz-Burelo, I. Heredia-De La Cruz⁴³, R. Lopez-Fernandez, A. Sanchez-Hernandez

Centro de Investigacion y de Estudios Avanzados del IPN, Mexico City, Mexico

S. Carrillo Moreno, C. Oropeza Barrera, M. Ramirez-Garcia, F. Vazquez Valencia

Universidad Iberoamericana, Mexico City, Mexico

J. Eysermans, I. Pedraza, H.A. Salazar Ibarquen, C. Uribe Estrada

Benemerita Universidad Autonoma de Puebla, Puebla, Mexico

A. Morelos Pineda

Universidad Autónoma de San Luis Potosí, San Luis Potosí, Mexico

J. Mijuskovic⁴, N. Raicevic

University of Montenegro, Podgorica, Montenegro

D. Krofcheck

University of Auckland, Auckland, New Zealand

S. Bheesette, P.H. Butler

University of Canterbury, Christchurch, New Zealand

A. Ahmad, M.I. Asghar, M.I.M. Awan, H.R. Hoorani, W.A. Khan, M.A. Shah, M. Shoaib, M. Waqas

National Centre for Physics, Quaid-I-Azam University, Islamabad, Pakistan

V. Avati, L. Grzanka, M. Malawski

AGH University of Science and Technology Faculty of Computer Science, Electronics and Telecommunications, Krakow, Poland

H. Bialkowska, M. Bluj, B. Boimska, T. Frueboes, M. Górski, M. Kazana, M. Szleper, P. Traczyk, P. Zalewski

National Centre for Nuclear Research, Swierk, Poland

K. Bunkowski, A. Byszuk⁴⁴, K. Doroba, A. Kalinowski, M. Konecki, J. Krolikowski, M. Olszewski, M. Walczak

Institute of Experimental Physics, Faculty of Physics, University of Warsaw, Warsaw, Poland

M. Araujo, P. Bargassa, D. Bastos, P. Faccioli, M. Gallinaro, J. Hollar, N. Leonardo, T. Niknejad, J. Seixas, K. Shchelina, O. Toldaiev, J. Varela

Laboratório de Instrumentação e Física Experimental de Partículas, Lisboa, Portugal

S. Afanasiev, P. Bunin, M. Gavrilenko, I. Golutvin, I. Gorbunov, A. Kamenev, V. Karjavine, A. Lanev, A. Malakhov, V. Matveev^{45,46}, P. Moisenz, V. Palichik, V. Perelygin, M. Savina, D. Seitova, V. Shalaev, S. Shmatov, S. Shulha, V. Smirnov, O. Teryaev, N. Voytishin, A. Zarubin, I. Zhizhin

Joint Institute for Nuclear Research, Dubna, Russia

G. Gavrillov, V. Golovtsov, Y. Ivanov, V. Kim⁴⁷, E. Kuznetsova⁴⁸, V. Murzin, V. Oreshkin, I. Smirnov, D. Sosnov, V. Sulimov, L. Uvarov, S. Volkov, A. Vorobyev

Petersburg Nuclear Physics Institute, Gatchina (St. Petersburg), Russia

Yu. Andreev, A. Dermenev, S. Gninenko, N. Golubev, A. Karneyeu, M. Kirsanov, N. Krasnikov, A. Pashenkov, G. Pivovarov, D. Tlisov[†], A. Toropin

Institute for Nuclear Research, Moscow, Russia

V. Epshteyn, V. Gavrillov, N. Lychkovskaya, A. Nikitenko⁴⁹, V. Popov, G. Safronov, A. Spiridonov, A. Steppenov, M. Toms, E. Vlasov, A. Zhokin

Institute for Theoretical and Experimental Physics named by A.I. Alikhanov of NRC 'Kurchatov Institute', Moscow, Russia

T. Aushev

Moscow Institute of Physics and Technology, Moscow, Russia

R. Chistov⁵⁰, M. Danilov⁵¹, A. Oskin, P. Parygin, S. Polikarpov⁵¹

National Research Nuclear University 'Moscow Engineering Physics Institute' (MEPhI), Moscow, Russia

V. Andreev, M. Azarkin, I. Dremin, M. Kirakosyan, A. Terkulov

P.N. Lebedev Physical Institute, Moscow, Russia

A. Belyaev, E. Boos, M. Dubinin⁵², L. Dudko, A. Ershov, A. Gribushin, V. Klyukhin, O. Kodolova, I. Lokhtin, S. Obraztsov, S. Petrushanko, V. Savrin, A. Snigirev

Skobeltsyn Institute of Nuclear Physics, Lomonosov Moscow State University, Moscow, Russia

V. Blinov⁵³, T. Dimova⁵³, L. Kardapoltsev⁵³, I. Ovtin⁵³, Y. Skovpen⁵³

Novosibirsk State University (NSU), Novosibirsk, Russia

I. Azhgirey, I. Bayshev, V. Kachanov, A. Kalinin, D. Konstantinov, V. Petrov, R. Ryutin, A. Sobol, S. Troshin, N. Tyurin, A. Uzunian, A. Volkov

Institute for High Energy Physics of National Research Centre 'Kurchatov Institute', Protvino, Russia

A. Babaev, A. Iuzhakov, V. Okhotnikov, L. Sukhikh

National Research Tomsk Polytechnic University, Tomsk, Russia

V. Borchsh, V. Ivanchenko, E. Tcherniaev

Tomsk State University, Tomsk, Russia

P. Adzic⁵⁴, P. Cirkovic, M. Dordevic, P. Milenovic, J. Milosevic

University of Belgrade: Faculty of Physics and VINCA Institute of Nuclear Sciences, Belgrade, Serbia

M. Aguilar-Benitez, J. Alcaraz Maestre, A. Álvarez Fernández, I. Bachiller, M. Barrio Luna, Cristina F. Bedoya, J.A. Brochero Cifuentes, C.A. Carrillo Montoya, M. Cepeda, M. Cerrada, N. Colino, B. De La Cruz, A. Delgado Peris, J.P. Fernández Ramos, J. Flix, M.C. Fouz, A. García Alonso, O. Gonzalez Lopez, S. Goy Lopez, J.M. Hernandez, M.I. Josa, J. León Holgado, D. Moran, Á. Navarro Tobar, A. Pérez-Calero Yzquierdo, J. Puerta Pelayo, I. Redondo, L. Romero, S. Sánchez Navas, M.S. Soares, A. Triossi, L. Urda Gómez, C. Willmott

Centro de Investigaciones Energéticas Medioambientales y Tecnológicas (CIEMAT), Madrid, Spain

C. Albajar, J.F. de Trocóniz, R. Reyes-Almanza

Universidad Autónoma de Madrid, Madrid, Spain

B. Alvarez Gonzalez, J. Cuevas, C. Erice, J. Fernandez Menendez, S. Folgueras, I. Gonzalez Caballero, E. Palencia Cortezon, C. Ramón Álvarez, J. Ripoll Sau, V. Rodríguez Bouza, S. Sanchez Cruz, A. Trapote

Universidad de Oviedo, Instituto Universitario de Ciencias y Tecnologías Espaciales de Asturias (ICTEA), Oviedo, Spain

I.J. Cabrillo, A. Calderon, B. Chazin Quero, J. Duarte Campderros, M. Fernandez, P.J. Fernández Manteca, G. Gomez, C. Martinez Rivero, P. Martinez Ruiz del Arbol, F. Matorras, J. Piedra Gomez, C. Prieels, F. Ricci-Tam, T. Rodrigo, A. Ruiz-Jimeno, L. Scodellaro, I. Vila, J.M. Vizan Garcia

Instituto de Física de Cantabria (IFCA), CSIC-Universidad de Cantabria, Santander, Spain

M.K. Jayananda, B. Kailasapathy⁵⁵, D.U.J. Sonnadara, D.D.C. Wickramarathna

University of Colombo, Colombo, Sri Lanka

W.G.D. Dharmaratna, K. Liyanage, N. Perera, N. Wickramage

University of Ruhuna, Department of Physics, Matara, Sri Lanka

T.K. Aarrestad, D. Abbaneo, B. Akgun, E. Auffray, G. Auzinger, J. Baechler, P. Baillon, A.H. Ball, D. Barney, J. Bendavid, N. Beni, M. Bianco, A. Bocci, P. Bortignon, E. Bossini, E. Brondolin, T. Camporesi, G. Cerminara, L. Cristella, D. d'Enterria, A. Dabrowski, N. Daci, V. Daponte, A. David, A. De Roeck, M. Deile, R. Di Maria, M. Dobson, M. Dünser, N. Dupont, A. Elliott-Peisert, N. Emriskova, F. Fallavollita⁵⁶, D. Fasanella, S. Fiorendi, A. Florent, G. Franzoni, J. Fulcher, W. Funk, S. Giani, D. Gigi, K. Gill, F. Glege, L. Gouskos, M. Guilbaud, D. Gulhan, M. Haranko, J. Hegeman, Y. Iiyama, V. Innocente, T. James, P. Janot, J. Kaspar, J. Kieseler, M. Komm, N. Kratochwil, C. Lange, P. Lecoq, K. Long, C. Lourenço, L. Malgeri, M. Mannelli, A. Massironi, F. Meijers, S. Mersi, E. Meschi, F. Moortgat, M. Mulders, J. Ngadiuba, J. Niedziela, S. Orfanelli, L. Orsini, F. Pantaleo²⁰, L. Pape, E. Perez, M. Peruzzi, A. Petrilli, G. Petrucciani, A. Pfeiffer, M. Pierini, D. Rabad, A. Racz, M. Rieger, M. Rovere, H. Sakulin, J. Salfeld-Nebgen, S. Scarfi, C. Schäfer, C. Schwick, M. Selvaggi, A. Sharma, P. Silva, W. Snoeys, P. Sphicas⁵⁷, J. Steggemann, S. Summers, V.R. Tavolaro, D. Treille, A. Tsiros, G.P. Van Onsem, A. Vartak, M. Verzetti, K.A. Wozniak, W.D. Zeuner

CERN, European Organization for Nuclear Research, Geneva, Switzerland

L. Caminada⁵⁸, W. Erdmann, R. Horisberger, Q. Ingram, H.C. Kaestli, D. Kotlinski, U. Langenegger, T. Rohe

Paul Scherrer Institut, Villigen, Switzerland

M. Backhaus, P. Berger, A. Calandri, N. Chernyavskaya, A. De Cosa, G. Dissertori, M. Dittmar, M. Donegà, C. Dorfer, T. Gadek, T.A. Gómez Espinosa, C. Grab, D. Hits, W. Luster, A.-M. Lyon, R.A. Manzoni, M.T. Meinhard, F. Micheli, F. Nessi-Tedaldi, F. Pauss, V. Perovic, G. Perrin, L. Perrozzi, S. Pigazzini, M.G. Ratti, M. Reichmann, C. Reissel, T. Reitenspiess, B. Ristic, D. Ruini, D.A. Sanz Becerra, M. Schönemberger, V. Stampf, M.L. Vesterbacka Olsson, R. Wallny, D.H. Zhu

ETH Zurich – Institute for Particle Physics and Astrophysics (IPA), Zurich, Switzerland

C. Amsler⁵⁹, C. Botta, D. Brzhechko, M.F. Canelli, R. Del Burgo, J.K. Heikkilä, M. Huwiler, A. Jofrehei, B. Kilminster, S. Leontsinis, A. Macchiolo, P. Meiring, V.M. Mikuni, U. Molinatti, I. Neutelings, G. Rauco, A. Reimers, P. Robmann, K. Schweiger, Y. Takahashi, S. Wertz

Universität Zürich, Zurich, Switzerland

C. Adloff⁶⁰, C.M. Kuo, W. Lin, A. Roy, T. Sarkar³⁵, S.S. Yu

National Central University, Chung-Li, Taiwan

L. Ceard, P. Chang, Y. Chao, K.F. Chen, P.H. Chen, W.-S. Hou, Y.y. Li, R.-S. Lu, E. Paganis, A. Psallidas, A. Steen, E. Yazgan

National Taiwan University (NTU), Taipei, Taiwan

B. Asavapibhop, C. Asawatangtrakuldee, N. Srimanobhas

Chulalongkorn University, Faculty of Science, Department of Physics, Bangkok, Thailand

F. Boran, S. Damarseckin⁶¹, Z.S. Demiroglu, F. Dolek, C. Dozen⁶², I. Dumanoglu⁶³, E. Eskut, G. Gokbulut, Y. Guler, E. Gurpinar Guler⁶⁴, I. Hos⁶⁵, C. Isik, E.E. Kangal⁶⁶, O. Kara, A. Kayis Topaksu, U. Kiminsu, G. Onengut, K. Ozdemir⁶⁷, A. Polatoz, A.E. Simsek, B. Tali⁶⁸, U.G. Tok, S. Turkcapar, I.S. Zorbakir, C. Zorbilmez

Çukurova University, Physics Department, Science and Art Faculty, Adana, Turkey

B. Isildak⁶⁹, G. Karapinar⁷⁰, K. Ocalan⁷¹, M. Yalvac⁷²

Middle East Technical University, Physics Department, Ankara, Turkey

I.O. Atakisi, E. Gülmez, M. Kaya⁷³, O. Kaya⁷⁴, Ö. Özçelik, S. Tekten⁷⁵, E.A. Yetkin⁷⁶

Bogazici University, Istanbul, Turkey

A. Cakir, K. Cankocak⁶³, Y. Komurcu, S. Sen⁷⁷

Istanbul Technical University, Istanbul, Turkey

F. Aydogmus Sen, S. Cerci⁶⁸, B. Kaynak, S. Ozkorucuklu, D. Sunar Cerci⁶⁸

Istanbul University, Istanbul, Turkey

B. Grynyov

Institute for Scintillation Materials of National Academy of Science of Ukraine, Kharkov, Ukraine

L. Levchuk

National Scientific Center, Kharkov Institute of Physics and Technology, Kharkov, Ukraine

E. Bhal, S. Bologna, J.J. Brooke, E. Clement, D. Cussans, H. Flacher, J. Goldstein, G.P. Heath, H.F. Heath, L. Kreczko, B. Krikler, S. Paramesvaran, T. Sakuma, S. Seif El Nasr-Storey, V.J. Smith, J. Taylor, A. Titterton

University of Bristol, Bristol, United Kingdom

K.W. Bell, A. Belyaev⁷⁸, C. Brew, R.M. Brown, D.J.A. Cockerill, K.V. Ellis, K. Harder, S. Harper, J. Linacre, K. Manolopoulos, D.M. Newbold, E. Olaiya, D. Petyt, T. Reis, T. Schuh, C.H. Shepherd-Themistocleous, A. Thea, I.R. Tomalin, T. Williams

Rutherford Appleton Laboratory, Didcot, United Kingdom

R. Bainbridge, P. Bloch, S. Bonomally, J. Borg, S. Breeze, O. Buchmuller, A. Bundock, V. Cepaitis, G.S. Chahal⁷⁹, D. Colling, P. Dauncey, G. Davies, M. Della Negra, G. Fedi, G. Hall, G. Iles, J. Langford, L. Lyons, A.-M. Magnan, S. Malik, A. Martelli, V. Milosevic, J. Nash⁸⁰, V. Palladino, M. Pesaresi, D.M. Raymond, A. Richards, A. Rose, E. Scott, C. Seez, A. Shtipliyski, M. Stoye, A. Tapper, K. Uchida, T. Virdee²⁰, N. Wardle, S.N. Webb, D. Winterbottom, A.G. Zecchinelli

Imperial College, London, United Kingdom

J.E. Cole, P.R. Hobson, A. Khan, P. Kyberd, C.K. Mackay, I.D. Reid, L. Teodorescu, S. Zahid

Brunel University, Uxbridge, United Kingdom

A. Brinkerhoff, K. Call, B. Caraway, J. Dittmann, K. Hatakeyama, A.R. Kanuganti, C. Madrid, B. McMaster, N. Pastika, S. Sawant, C. Smith, J. Wilson

Baylor University, Waco, USA

R. Bartek, A. Dominguez, R. Uniyal, A.M. Vargas Hernandez

Catholic University of America, Washington, DC, USA

A. Buccilli, O. Charaf, S.I. Cooper, S.V. Gleyzer, C. Henderson, P. Rumerio, C. West

The University of Alabama, Tuscaloosa, USA

A. Akpinar, A. Albert, D. Arcaro, C. Cosby, Z. Demiragli, D. Gastler, C. Richardson, J. Rohlf, K. Salyer, D. Sperka, D. Spitzbart, I. Suarez, S. Yuan, D. Zou

Boston University, Boston, USA

G. Benelli, B. Burkle, X. Coubez²¹, D. Cutts, Y.t. Duh, M. Hadley, U. Heintz, J.M. Hogan⁸¹, K.H.M. Kwok, E. Laird, G. Landsberg, K.T. Lau, J. Lee, M. Narain, S. Sagir⁸², R. Syarif, E. Usai, W.Y. Wong, D. Yu, W. Zhang

Brown University, Providence, USA

R. Band, C. Brainerd, R. Breedon, M. Calderon De La Barca Sanchez, M. Chertok, J. Conway, R. Conway, P.T. Cox, R. Erbacher, C. Flores, G. Funk, F. Jensen, W. Ko[†], O. Kukral, R. Lander, M. Mulhearn, D. Pellett, J. Pilot, M. Shi, D. Taylor, K. Tos, M. Tripathi, Y. Yao, F. Zhang

University of California, Davis, Davis, USA

M. Bachtis, R. Cousins, A. Dasgupta, D. Hamilton, J. Hauser, M. Ignatenko, T. Lam, N. Mccoll, W.A. Nash, S. Regnard, D. Saltzberg, C. Schnaible, B. Stone, V. Valuev

University of California, Los Angeles, USA

K. Burt, Y. Chen, R. Clare, J.W. Gary, S.M.A. Ghiasi Shirazi, G. Hanson, G. Karapostoli, O.R. Long, N. Manganeli, M. Olmedo Negrete, M.I. Paneva, W. Si, S. Wimpenny, Y. Zhang

University of California, Riverside, Riverside, USA

J.G. Branson, P. Chang, S. Cittolin, S. Cooperstein, N. Deelen, M. Derdzinski, J. Duarte, R. Gerosa, D. Gilbert, B. Hashemi, V. Krutelyov, J. Letts, M. Masciovecchio, S. May, S. Padhi, M. Pieri, V. Sharma, M. Tadel, F. Würthwein, A. Yagil

University of California, San Diego, La Jolla, USA

N. Amin, C. Campagnari, M. Citron, A. Dorsett, V. Dutta, J. Incandela, B. Marsh, H. Mei, A. Ovcharova, H. Qu, M. Quinnan, J. Richman, U. Sarica, D. Stuart, S. Wang

University of California, Santa Barbara – Department of Physics, Santa Barbara, USA

D. Anderson, A. Bornheim, O. Cerri, I. Dutta, J.M. Lawhorn, N. Lu, J. Mao, H.B. Newman, T.Q. Nguyen, J. Pata, M. Spiropulu, J.R. Vlimant, S. Xie, Z. Zhang, R.Y. Zhu

California Institute of Technology, Pasadena, USA

J. Alison, M.B. Andrews, T. Ferguson, T. Mudholkar, M. Paulini, M. Sun, I. Vorobiev

Carnegie Mellon University, Pittsburgh, USA

J.P. Cumalat, W.T. Ford, E. MacDonald, T. Mulholland, R. Patel, A. Perloff, K. Stenson, K.A. Ulmer, S.R. Wagner

University of Colorado Boulder, Boulder, USA

J. Alexander, Y. Cheng, J. Chu, D.J. Cranshaw, A. Datta, A. Frankenthal, K. Mcdermott, J. Monroy, J.R. Patterson, D. Quach, A. Ryd, W. Sun, S.M. Tan, Z. Tao, J. Thom, P. Wittich, M. Zientek

Cornell University, Ithaca, USA

S. Abdullin, M. Albrow, M. Alyari, G. Apollinari, A. Apresyan, A. Apyan, S. Banerjee, L.A.T. Bauerdick, A. Beretvas, D. Berry, J. Berryhill, P.C. Bhat, K. Burkett, J.N. Butler, A. Canepa, G.B. Cerati, H.W.K. Cheung, F. Chlebana, M. Cremonesi, V.D. Elvira, J. Freeman, Z. Gecse, E. Gottschalk, L. Gray, D. Green, S. Grünendahl, O. Gutsche, R.M. Harris, S. Hasegawa, R. Heller, T.C. Herwig, J. Hirschauer, B. Jayatilaka, S. Jindariani, M. Johnson, U. Joshi, P. Klabbers, T. Klijnsma, B. Klima, M.J. Kortelainen, S. Lammel, D. Lincoln, R. Lipton, M. Liu, T. Liu, J. Lykken, K. Maeshima, D. Mason, P. McBride, P. Merkel, S. Mrenna, S. Nahn, V. O'Dell, V. Papadimitriou, K. Pedro, C. Pena⁵², O. Prokofyev, F. Ravera, A. Reinsvold Hall, L. Ristori, B. Schneider, E. Sexton-Kennedy, N. Smith, A. Soha, W.J. Spalding, L. Spiegel, S. Stoynev, J. Strait, L. Taylor, S. Tkaczyk, N.V. Tran, L. Uplegger, E.W. Vaandering, H.A. Weber, A. Woodard

Fermi National Accelerator Laboratory, Batavia, USA

D. Acosta, P. Avery, D. Bourilkov, L. Cadamuro, V. Cherepanov, F. Errico, R.D. Field, D. Guerrero, B.M. Joshi, M. Kim, J. Konigsberg, A. Korytov, K.H. Lo, K. Matchev, N. Menendez, G. Mitselmakher, D. Rosenzweig, K. Shi, J. Wang, S. Wang, X. Zuo

University of Florida, Gainesville, USA

T. Adams, A. Askew, D. Diaz, R. Habibullah, S. Hagopian, V. Hagopian, K.F. Johnson, R. Khurana, T. Kolberg, G. Martinez, H. Prosper, C. Schiber, R. Yohay, J. Zhang

Florida State University, Tallahassee, USA

M.M. Baarmand, S. Butalla, T. Elkafrawy⁸³, M. Hohlmann, D. Noonan, M. Rahmani, M. Saunders, F. Yumiceva

Florida Institute of Technology, Melbourne, USA

M.R. Adams, L. Apanasevich, H. Becerril Gonzalez, R. Cavanaugh, X. Chen, S. Dittmer, O. Evdokimov, C.E. Gerber, D.A. Hangal, D.J. Hofman, C. Mills, G. Oh, T. Roy, M.B. Tonjes, N. Varelas, J. Viinikainen, X. Wang, Z. Wu

University of Illinois at Chicago (UIC), Chicago, USA

M. Alhousseini, K. Dilsiz⁸⁴, S. Durgut, R.P. Gandrajula, M. Haytmyradov, V. Khristenko, O.K. Köseyan, J.-P. Merlo, A. Mestvirishvili⁸⁵, A. Moeller, J. Nachtman, H. Ogul⁸⁶, Y. Onel, F. Ozok⁸⁷, A. Penzo, C. Snyder, E. Tiras, J. Wetzel, K. Yi⁸⁸

The University of Iowa, Iowa City, USA

O. Amram, B. Blumenfeld, L. Corcodilos, M. Eminizer, A.V. Gritsan, S. Kyriacou, P. Maksimovic, C. Mantilla, J. Roskes, M. Swartz, T.Á. Vámi

Johns Hopkins University, Baltimore, USA

C. Baldenegro Barrera, P. Baringer, A. Bean, A. Bylinkin, T. Isidori, S. Khalil, J. King, G. Krintiras, A. Kropivnitskaya, C. Lindsey, N. Minafra, M. Murray, C. Rogan, C. Royon, S. Sanders, E. Schmitz, J.D. Tapia Takaki, Q. Wang, J. Williams, G. Wilson

The University of Kansas, Lawrence, USA

S. Duric, A. Ivanov, K. Kaadze, D. Kim, Y. Maravin, T. Mitchell, A. Modak, A. Mohammadi

Kansas State University, Manhattan, USA

F. Rebassoo, D. Wright

Lawrence Livermore National Laboratory, Livermore, USA

E. Adams, A. Baden, O. Baron, A. Belloni, S.C. Eno, Y. Feng, N.J. Hadley, S. Jabeen, G.Y. Jeng, R.G. Kellogg, T. Koeth, A.C. Mignerey, S. Nabili, M. Seidel, A. Skuja, S.C. Tonwar, L. Wang, K. Wong

University of Maryland, College Park, USA

D. Abercrombie, B. Allen, R. Bi, S. Brandt, W. Busza, I.A. Cali, Y. Chen, M. D'Alfonso, G. Gomez Ceballos, M. Goncharov, P. Harris, D. Hsu, M. Hu, M. Klute, D. Kovalskyi, J. Krupa, Y.-J. Lee, P.D. Luckey, B. Maier, A.C. Marini, C. McGinn, C. Mironov, S. Narayanan, X. Niu, C. Paus, D. Rankin, C. Roland, G. Roland, Z. Shi, G.S.F. Stephens, K. Sumorok, K. Tatar, D. Velicanu, J. Wang, T.W. Wang, Z. Wang, B. Wyslouch

Massachusetts Institute of Technology, Cambridge, USA

R.M. Chatterjee, A. Evans, S. Guts[†], P. Hansen, J. Hiltbrand, Sh. Jain, M. Krohn, Y. Kubota, Z. Lesko, J. Mans, M. Reverting, R. Rusack, R. Saradhy, N. Schroeder, N. Strobbe, M.A. Wadud

University of Minnesota, Minneapolis, USA

J.G. Acosta, S. Oliveros

University of Mississippi, Oxford, USA

K. Bloom, S. Chauhan, D.R. Claes, C. Fangmeier, L. Finco, F. Golf, J.R. González Fernández, I. Kravchenko, J.E. Siado, G.R. Snow[†], B. Stieger, W. Tabb, F. Yan

University of Nebraska-Lincoln, Lincoln, USA

G. Agarwal, H. Bandyopadhyay, C. Harrington, L. Hay, I. Iashvili, A. Kharchilava, C. McLean, D. Nguyen, J. Pekkanen, S. Rappoccio, B. Roozbahani

State University of New York at Buffalo, Buffalo, USA

G. Alverson, E. Barberis, C. Freer, Y. Haddad, A. Hortiangtham, J. Li, G. Madigan, B. Marzocchi, D.M. Morse, V. Nguyen, T. Orimoto, A. Parker, L. Skinnari, A. Tishelman-Charny, T. Wamorkar, B. Wang, A. Wisecarver, D. Wood

Northeastern University, Boston, USA

S. Bhattacharya, J. Bueghly, Z. Chen, A. Gilbert, T. Gunter, K.A. Hahn, N. Odell, M.H. Schmitt, K. Sung, M. Velasco

Northwestern University, Evanston, USA

R. Bucci, N. Dev, R. Goldouzian, M. Hildreth, K. Hurtado Anampa, C. Jessop, D.J. Karmgard, K. Lannon, W. Li, N. Loukas, N. Marinelli, I. Mcalister, F. Meng, K. Mohrman, Y. Musienko⁴⁵, R. Ruchti, P. Siddireddy, S. Taroni, M. Wayne, A. Wightman, M. Wolf, L. Zygala

University of Notre Dame, Notre Dame, USA

J. Alimena, B. Bylsma, B. Cardwell, L.S. Durkin, B. Francis, C. Hill, A. Lefeld, B.L. Winer, B.R. Yates

The Ohio State University, Columbus, USA

P. Das, G. Dezoort, P. Elmer, B. Greenberg, N. Haubrich, S. Higginbotham, A. Kalogeropoulos, G. Kopp, S. Kwan, D. Lange, M.T. Lucchini, J. Luo, D. Marlow, K. Mei, I. Ojalvo, J. Olsen, C. Palmer, P. Piroué, D. Stickland, C. Tully

Princeton University, Princeton, USA

S. Malik, S. Norberg

University of Puerto Rico, Mayaguez, USA

V.E. Barnes, R. Chawla, S. Das, L. Gutay, M. Jones, A.W. Jung, B. Mahakud, G. Negro, N. Neumeister, C.C. Peng, S. Piperov, H. Qiu, J.F. Schulte, M. Stojanovic¹⁶, N. Trevisani, F. Wang, R. Xiao, W. Xie

Purdue University, West Lafayette, USA

T. Cheng, J. Dolen, N. Parashar

Purdue University Northwest, Hammond, USA

A. Baty, S. Dildick, K.M. Ecklund, S. Freed, F.J.M. Geurts, M. Kilpatrick, A. Kumar, W. Li, B.P. Padley, R. Redjimi, J. Roberts[†], J. Rorie, W. Shi, A.G. Stahl Leiton

Rice University, Houston, USA

A. Bodek, P. de Barbaro, R. Demina, J.L. Dulemba, C. Fallon, T. Ferbel, M. Galanti, A. Garcia-Bellido, O. Hindrichs, A. Khukhunaishvili, E. Ranken, R. Taus

University of Rochester, Rochester, USA

B. Chiarito, J.P. Chou, A. Gandrakota, Y. Gershtein, E. Halkiadakis, A. Hart, M. Heindl, E. Hughes, S. Kaplan, O. Karacheban²⁴, I. Laflotte, A. Lath, R. Montalvo, K. Nash, M. Osherson, S. Salur, S. Schnetzer, S. Somalwar, R. Stone, S.A. Thayil, S. Thomas, H. Wang

Rutgers, The State University of New Jersey, Piscataway, USA

H. Acharya, A.G. Delannoy, S. Spanier

University of Tennessee, Knoxville, USA

O. Bouhali⁸⁹, M. Dalchenko, A. Delgado, R. Eusebi, J. Gilmore, T. Huang, T. Kamon⁹⁰, H. Kim, S. Luo, S. Malhotra, R. Mueller, D. Overton, L. Perniè, D. Rathjens, A. Safonov, J. Sturdy

Texas A&M University, College Station, USA

N. Akchurin, J. Damgov, V. Hegde, S. Kunori, K. Lamichhane, S.W. Lee, T. Mengke, S. Muthumuni, T. Peltola, S. Undleeb, I. Volobouev, Z. Wang, A. Whitbeck

Texas Tech University, Lubbock, USA

E. Appelt, S. Greene, A. Gurrola, R. Janjam, W. Johns, C. Maguire, A. Melo, H. Ni, K. Padeken, F. Romeo, P. Sheldon, S. Tuo, J. Velkovska, M. Verweij

Vanderbilt University, Nashville, USA

M.W. Arenton, B. Cox, G. Cummings, J. Hakala, R. Hirosky, M. Joyce, A. Ledovskoy, A. Li, C. Neu, B. Tannenwald, Y. Wang, E. Wolfe, F. Xia

University of Virginia, Charlottesville, USA

P.E. Karchin, N. Poudyal, P. Thapa

Wayne State University, Detroit, USA

K. Black, T. Bose, J. Buchanan, C. Caillol, S. Dasu, I. De Bruyn, P. Everaerts, C. Galloni, H. He, M. Herndon, A. Hervé, U. Hussain, A. Lanaro, A. Loeliger, R. Loveless, J. Madhusudanan Sreekala, A. Mallampalli, D. Pinna, T. Ruggles, A. Savin, V. Shang, V. Sharma, W.H. Smith, D. Teague, S. Trembath-reichert, W. Vetens

University of Wisconsin – Madison, Madison, WI, USA

[†] Deceased.

¹ Also at Vienna University of Technology, Vienna, Austria.

² Also at Department of Basic and Applied Sciences, Faculty of Engineering, Arab Academy for Science, Technology and Maritime Transport, Alexandria, Egypt.

³ Also at Université Libre de Bruxelles, Bruxelles, Belgium.

⁴ Also at IRFU, CEA, Université Paris-Saclay, Gif-sur-Yvette, France.

⁵ Also at Universidade Estadual de Campinas, Campinas, Brazil.

⁶ Also at Federal University of Rio Grande do Sul, Porto Alegre, Brazil.

⁷ Also at UFMS, Nova Andradina, Brazil.

⁸ Also at Universidade Federal de Pelotas, Pelotas, Brazil.

⁹ Also at University of Chinese Academy of Sciences, Beijing, China.

¹⁰ Also at Institute for Theoretical and Experimental Physics named by A.I. Alihanov of NRC 'Kurchatov Institute', Moscow, Russia.

¹¹ Also at Joint Institute for Nuclear Research, Dubna, Russia.

¹² Also at Helwan University, Cairo, Egypt.

¹³ Now at Zewail City of Science and Technology, Zewail, Egypt.

¹⁴ Now at British University in Egypt, Cairo, Egypt.

- ¹⁵ Now at Cairo University, Cairo, Egypt.
- ¹⁶ Also at Purdue University, West Lafayette, USA.
- ¹⁷ Also at Université de Haute Alsace, Mulhouse, France.
- ¹⁸ Also at Tbilisi State University, Tbilisi, Georgia.
- ¹⁹ Also at Erzincan Binali Yildirim University, Erzincan, Turkey.
- ²⁰ Also at CERN, European Organization for Nuclear Research, Geneva, Switzerland.
- ²¹ Also at RWTH Aachen University, III. Physikalisches Institut A, Aachen, Germany.
- ²² Also at University of Hamburg, Hamburg, Germany.
- ²³ Also at Department of Physics, Isfahan University of Technology, Isfahan, Iran, Isfahan, Iran.
- ²⁴ Also at Brandenburg University of Technology, Cottbus, Germany.
- ²⁵ Also at Skobeltsyn Institute of Nuclear Physics, Lomonosov Moscow State University, Moscow, Russia.
- ²⁶ Also at Institute of Physics, University of Debrecen, Debrecen, Hungary, Debrecen, Hungary.
- ²⁷ Also at Physics Department, Faculty of Science, Assiut University, Assiut, Egypt.
- ²⁸ Also at MTA-ELTE Lendület CMS Particle and Nuclear Physics Group, Eötvös Loránd University, Budapest, Hungary, Budapest, Hungary.
- ²⁹ Also at Institute of Nuclear Research ATOMKI, Debrecen, Hungary.
- ³⁰ Also at IIT Bhubaneswar, Bhubaneswar, India, Bhubaneswar, India.
- ³¹ Also at Institute of Physics, Bhubaneswar, India.
- ³² Also at G.H.G. Khalsa College, Punjab, India.
- ³³ Also at Shoolini University, Solan, India.
- ³⁴ Also at University of Hyderabad, Hyderabad, India.
- ³⁵ Also at University of Visva-Bharati, Santiniketan, India.
- ³⁶ Also at Indian Institute of Technology (IIT), Mumbai, India.
- ³⁷ Also at Deutsches Elektronen-Synchrotron, Hamburg, Germany.
- ³⁸ Also at Department of Physics, University of Science and Technology of Mazandaran, Behshahr, Iran.
- ³⁹ Now at INFN Sezione di Bari ^a, Università di Bari ^b, Politecnico di Bari ^c, Bari, Italy.
- ⁴⁰ Also at Italian National Agency for New Technologies, Energy and Sustainable Economic Development, Bologna, Italy.
- ⁴¹ Also at Centro Siciliano di Fisica Nucleare e di Struttura Della Materia, Catania, Italy.
- ⁴² Also at Riga Technical University, Riga, Latvia, Riga, Latvia.
- ⁴³ Also at Consejo Nacional de Ciencia y Tecnología, Mexico City, Mexico.
- ⁴⁴ Also at Warsaw University of Technology, Institute of Electronic Systems, Warsaw, Poland.
- ⁴⁵ Also at Institute for Nuclear Research, Moscow, Russia.
- ⁴⁶ Now at National Research Nuclear University 'Moscow Engineering Physics Institute' (MEPhI), Moscow, Russia.
- ⁴⁷ Also at St. Petersburg State Polytechnical University, St. Petersburg, Russia.
- ⁴⁸ Also at University of Florida, Gainesville, USA.
- ⁴⁹ Also at Imperial College, London, United Kingdom.
- ⁵⁰ Also at Moscow Institute of Physics and Technology, Moscow, Russia, Moscow, Russia.
- ⁵¹ Also at P.N. Lebedev Physical Institute, Moscow, Russia.
- ⁵² Also at California Institute of Technology, Pasadena, USA.
- ⁵³ Also at Budker Institute of Nuclear Physics, Novosibirsk, Russia.
- ⁵⁴ Also at Faculty of Physics, University of Belgrade, Belgrade, Serbia.
- ⁵⁵ Also at Trincomalee Campus, Eastern University, Sri Lanka, Nilaveli, Sri Lanka.
- ⁵⁶ Also at INFN Sezione di Pavia ^a, Università di Pavia ^b, Pavia, Italy, Pavia, Italy.
- ⁵⁷ Also at National and Kapodistrian University of Athens, Athens, Greece.
- ⁵⁸ Also at Universität Zürich, Zurich, Switzerland.
- ⁵⁹ Also at Stefan Meyer Institute for Subatomic Physics, Vienna, Austria, Vienna, Austria.
- ⁶⁰ Also at Laboratoire d'Annecy-le-Vieux de Physique des Particules, IN2P3-CNRS, Annecy-le-Vieux, France.
- ⁶¹ Also at Şirnak University, Şirnak, Turkey.
- ⁶² Also at Department of Physics, Tsinghua University, Beijing, China, Beijing, China.
- ⁶³ Also at Near East University, Research Center of Experimental Health Science, Nicosia, Turkey.
- ⁶⁴ Also at Beykent University, Istanbul, Turkey, Istanbul, Turkey.
- ⁶⁵ Also at Istanbul Aydin University, Application and Research Center for Advanced Studies (App. & Res. Cent. for Advanced Studies), Istanbul, Turkey.
- ⁶⁶ Also at Mersin University, Mersin, Turkey.
- ⁶⁷ Also at Piri Reis University, Istanbul, Turkey.
- ⁶⁸ Also at Adiyaman University, Adiyaman, Turkey.
- ⁶⁹ Also at Ozyegin University, Istanbul, Turkey.
- ⁷⁰ Also at Izmir Institute of Technology, Izmir, Turkey.
- ⁷¹ Also at Necmettin Erbakan University, Konya, Turkey.
- ⁷² Also at Bozok Universitetesi Rektörlüğü, Yozgat, Turkey.
- ⁷³ Also at Marmara University, Istanbul, Turkey.
- ⁷⁴ Also at Milli Savunma University, Istanbul, Turkey.
- ⁷⁵ Also at Kafkas University, Kars, Turkey.
- ⁷⁶ Also at Istanbul Bilgi University, Istanbul, Turkey.
- ⁷⁷ Also at Hacettepe University, Ankara, Turkey.
- ⁷⁸ Also at School of Physics and Astronomy, University of Southampton, Southampton, United Kingdom.
- ⁷⁹ Also at IPPP Durham University, Durham, United Kingdom.
- ⁸⁰ Also at Monash University, Faculty of Science, Clayton, Australia.
- ⁸¹ Also at Bethel University, St. Paul, Minneapolis, USA, St. Paul, USA.
- ⁸² Also at Karamanoğlu Mehmetbey University, Karaman, Turkey.
- ⁸³ Also at Ain Shams University, Cairo, Egypt.
- ⁸⁴ Also at Bingol University, Bingol, Turkey.
- ⁸⁵ Also at Georgian Technical University, Tbilisi, Georgia.