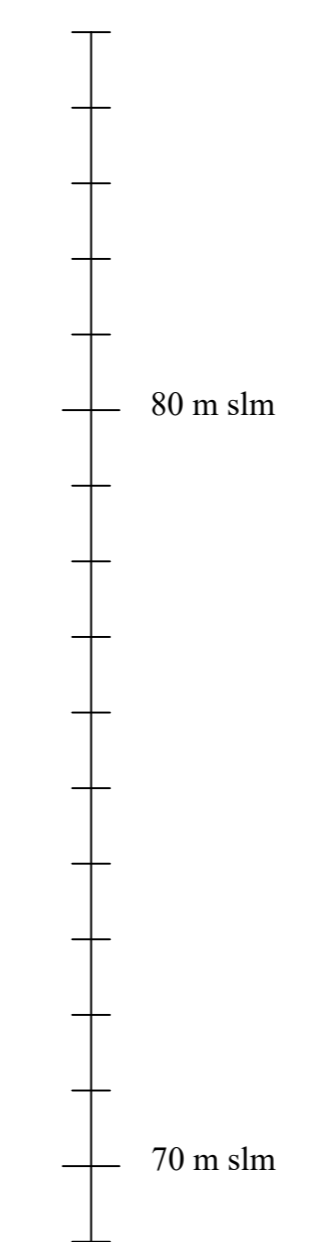
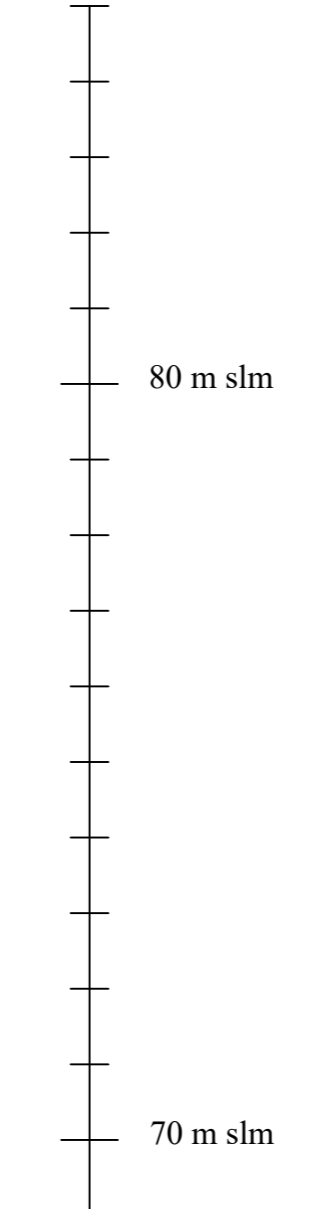



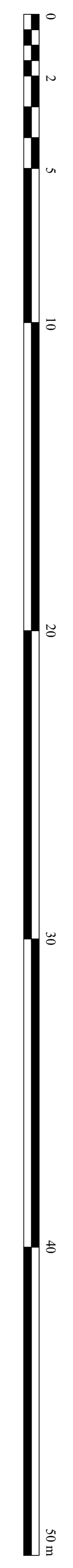
Prospetto frontale



Sezione A-A'



- LEGENDA
- Blocchi di tufo
 - Cortina in reticolato
 - Tuffelli
 - - - Profili in pianta delle strutture a m 85 s.l.m.
 - Strutture attualmente visibili
 - R** Interventi di restauro



Prospetto W



OCRICULUM
Grandi sostruzioni

Tavola
XVI

Pianta, prospetti e sezione A-A'
scala 1:100

