

EDITORIAL

Transplant International: a new beginning

With this issue, *Transplant International* (TI) reveals its new attires! A new logo, a new cover page design, and a new style not only accompany a re-branding effort by ESOT, but also denote the new spirit and the new strategic positioning of our journal.

As this editorial goes to press, our impact factor has increased by almost 20% to 3.782, and the highest figure ever reached by TI. Profs. Thomas Wekerle and Rainer Oberbauer are to be acknowledged for this achievement, which is seen as a tribute to their work. This is a fantastic springboard for the new editorial team and the ambitious plan we are putting forward.

The butterfly on the cover symbolizes a metamorphosis that TI wishes to accomplish in order to render *Transplant International* a forward thinking, innovative and compelling journal in a broadened field of interest: the replacement, reconditioning, and regeneration of failing organs. We firmly believe that this is where the future of transplantation is heading and thrive to serve as the forefront platform for the publication of high-quality studies, communications, and reviews in this area. Hence, the revamping is not limited to style, but rather the new style symbolizes the actual intent. New contents including opinion papers and targeted review articles are in preparation, addressing the fields of regenerative medicine, organoid bioengineering, immune tolerance induction, and organ reconditioning [1]. To initiate this trend, we proudly present in this issue the first 2 articles resulting from the efforts of the “task forces” of the *Transplant International* editorial team, who have engaged in subjects of core interest and addressed emerging ideas and technologies in focused articles [2, 3].

More interactive discussions about articles published in *Transplant International* or other journals are brought forward in the Forum or News and Views sections of the journal. *Transplant Quiz*TM articles propose to our readers challenging clinical cases to solve as a CME-accredited learning experience. Further to this, our partnership with ESOT has generated other new features: the monthly Transplant Trial Watch report, in collaboration with the Center for Evidence in Transplantation, has been regularly appearing [4–6], and we have initiated the publication of







a series of consensus, guideline, review, and opinion papers arising from the TLJ 2.0 Workstreams.

In order to widen our reach and accelerate dissemination, we will partner with you for the communication of your work published in TI. Graphical abstracts and capsule summaries of your papers will be published online and on our social media platforms. Links will be sent to allow you to post your papers, graphical abstracts, and capsule summaries on your favorite social media platforms and share them with your friends and colleagues to increase the visibility of your research [7].

Strengthening the relationship between ESOT and *Transplant International* is a decisive goal of the new editorial board [8]. This September issue is released on the first day of the ESOT Congress and features the full articles of selected top 5%-ranking abstracts submitted to the congress. This is the result of a major effort – and a strenuous race against time – not only by the authors, but also by the reviewers, the editors, and the editorial and production teams in order to meet very tight deadlines. The engagement of the invited authors has been especially rewarding, and we are proud to feature their high-quality work [9–20]. In a postevent effort, summarizing reports from the Think Tank Sessions of the ESOT 2021 Congress will appear. Stay tuned!

As the leaders of a largely renewed editorial board, we are building on the commitment of our executive and associate editors who are demonstrating amazing engagement and creativity in the projects we have launched.

Transplant International has a successful 34-year history in the world of scientific communication and education in transplantation. This is a new beginning. Come and join us!

Thierry Berney , Editor-in-Chief
 Maria Irene Bellini , Social Media Editor
 Nuria Montserrat , Deputy Editor-in-Chief
 Maarten Naesens , Deputy Editor-in-Chief
 Thomas Neyens , Statistical Editor
 Stefan Schneeberger , Deputy Editor-in Chief
 E-mail: thierry.berney@unige.ch

REFERENCES

1. Montserrat N, Casiraghi F, Amarelli C, *et al*. Task force groups of Transplant International: working together to globally connect the transplant community of tomorrow. *Transpl Int* 2021; **34**: 767.
2. Montserrat N, Berishvili E. Mini organs forum: how to advance organoid technology to organ transplant community. *Transpl Int* 2021; **34**.
3. Casiraghi FEE, Pilat N. T and B cell therapy in solid organ transplantation: current evidence and future expectations. *Transpl Int* 2021; **34**.
4. O'Callaghan J. Transplant trial watch. *Transpl Int* 2021; **34**: 606.
5. Knight SR. Transplant trial watch. *Transpl Int* 2021; **34**: 764.
6. O'Callaghan JM. Transplant trial watch. *Transpl Int* 2021; **34**: 996.
7. Bellini MI, Montserrat N, Naesens M, Neyens T, Schneeberger S, Berney T. The power of online tools for dissemination: social media, visual abstract, and beyond. *Transpl Int* 2021; **34**: 1174–1176.
8. Berney T, Montserrat N, Naesens M, Schneeberger S, Bellini MI, Neyens T. Editorial: Changing of the guard at transplant international. *Transpl Int* 2021; **34**: 609.
9. Babel N, Blazquez-Navarro A. Risk factors of Epstein-Barr virus reactivation after renal transplantation: Results of a large, multi-centre study. *Transpl Int* 2021; **34**.
10. Shevchenko O. MiR-339 and galectin-3: diagnostic value in patients with airway obstruction after lung transplantation. *Transpl Int* 2021; **34**.
11. Centonze L. A retrospective single-center analysis of the oncological impact of LI-RADS classification applied to Metroticket 2.0 calculator in liver transplantation: every nodule matters. *Transpl Int* 2021; **34**.
12. Van Leeuwen LL. Proteomic analysis of machine perfusion solution from brain dead donor kidneys reveals that elevated complement, cytoskeleton and lipid metabolism proteins are associated with 1-year outcome. *Transpl Int* 2021; **34**.
13. Mabrut J-Y, Muller X. Graft utilization after normothermic regional perfusion in controlled donation after circulatory death - A single center perspective from France. *Transpl Int* 2021; **34**.
14. Hedley J. Cancer transmissions and non-transmissions from solid organ transplantation in an Australian cohort of deceased and living organ donors. *Transpl Int* 2021; **34**.
15. Romagnoli R, De Stefano N. Human liver stem cell-derived extracellular vesicles reduce injury in a model of normothermic machine perfusion of rat livers previously exposed to a prolonged warm ischemia. *Transpl Int* 2021; **34**.
16. Kay Massey E, Van Zanten R. Is simplification of immunosuppressive medication a way to promote medication adherence of kidney transplant recipients? Findings from a randomized controlled trial. *Transpl Int* 2021; **34**.
17. Schutter R. Magnetic resonance imaging assessment of renal flow distribution patterns during ex vivo normothermic machine perfusion in porcine and human kidneys. *Transpl Int* 2021; **34**.
18. Line P-D, Lanari J. Liver transplantation versus liver resection for colorectal liver metastasis: a survival benefit analysis in patients stratified according to tumor burden score. *Transpl Int* 2021; **34**.
19. Mayer KA. Diagnostic value of donor-derived cell-free DNA to predict antibody-mediated rejection in donor-specific antibody-positive renal allograft recipients. *Transpl Int* 2021; **34**.
20. Etohan Ogbemudia A. Development of ex situ normothermic reperfusion as an innovative method to assess pancreases after preservation. *Transpl Int* 2021; **34**.