

Reionization with galaxies and active galactic nuclei

Pratika Dayal^{1*}, Marta Volonteri², Tirthankar Roy Choudhury³,
Raffaella Schneider^{4,5,6}, Maxime Trebitsch^{2,7,8}, Nickolay Y. Gnedin^{9,10,11},
Hakim Atek², Michaela Hirschmann¹², Amy Reines¹³

¹*Kapteyn Astronomical Institute, University of Groningen, P.O. Box 800, 9700 AV Groningen, The Netherlands*

²*Institut d’Astrophysique de Paris, Sorbonne Universite, CNRS, UMR 7095, 98 bis bd Arago, 75014 Paris, France*

³*National Centre for Radio Astrophysics, Tata Institute of Fundamental Research, Pune 411007, India*

⁴*Dipartimento di Fisica, “Sapienza” Università di Roma, Piazzale Aldo Moro 5, 00185 Roma, Italy*

⁵*INAF/Osservatorio Astronomico di Roma, Via di Frascati 33, 00040 Monte Porzio Catone, Italy*

⁶*INFN, Sezione Roma1, Dipartimento di Fisica, “Sapienza” Università di Roma, Piazzale Aldo Moro 5, 00185, Roma, Italy*

⁷*Max-Planck-Institut für Astronomie, Königstuhl 17, 69117 Heidelberg, Germany*

⁸*Zentrum für Astronomie der Universität Heidelberg, Institut für Theoretische Astrophysik, Albert-Ueberle-Str. 2, 69120 Heidelberg, Germany*

⁹*Particle Astrophysics Center, Fermi National Accelerator Laboratory, Batavia, IL 60510, USA*

¹⁰*Kavli Institute for Cosmological Physics, The University of Chicago, Chicago, IL 60637, USA*

¹¹*Department of Astronomy & Astrophysics, The University of Chicago, Chicago, IL 60637, USA*

¹²*DARK, Niels Bohr Institute, University of Copenhagen, Lyngbyvej 2, DK-2100 Copenhagen, Denmark*

¹³*eXtreme Gravity Institute, Department of Physics, Montana State University, Bozeman, MT 59717, USA*

ABSTRACT

In this work we investigate the properties of the sources that reionized the intergalactic medium (IGM) in the high-redshift Universe. Using a semi-analytical model aimed at reproducing galaxies and black holes in the first ~ 1.5 Gyr of the Universe, we revisit the relative role of star formation and black hole accretion in producing ionizing photons that can escape into the IGM. Both star formation and black hole accretion are regulated by supernova feedback, resulting in black hole accretion being stunted in low-mass halos. We explore a wide range of combinations for the escape fraction of ionizing photons (redshift-dependent, constant and scaling with stellar mass) from both star formation ($\langle f_{\text{esc}}^{\text{sf}} \rangle$) and AGN ($f_{\text{esc}}^{\text{bh}}$) to find: (i) the ionizing budget is dominated by stellar radiation from low stellar mass ($M_* < 10^9 M_\odot$) galaxies at $z > 6$ with the AGN contribution (driven by $M_{\text{bh}} > 10^6 M_\odot$ black holes in $M_* \gtrsim 10^9 M_\odot$ galaxies) dominating at lower redshifts; (ii) AGN only contribute 10 – 25% to the cumulative ionizing emissivity by $z = 4$ for the models that match the observed reionization constraints; (iii) if the stellar mass dependence of $\langle f_{\text{esc}}^{\text{sf}} \rangle$ is shallower than $f_{\text{esc}}^{\text{bh}}$, at $z < 7$ a *transition stellar mass* exists above which AGN dominate the escaping ionizing photon production rate; (iv) the transition stellar mass decreases with decreasing redshift. While AGN dominate the escaping emissivity above the knee of the stellar mass function at $z \sim 6.8$, they take-over at stellar masses that are a tenth of the knee mass by $z = 4$.

Key words: galaxies: evolution – galaxies: high-redshift – galaxies: intergalactic medium – galaxies: quasars – cosmology: reionization

1 INTRODUCTION

The epoch of (hydrogen) reionization (EoR) begins when the first stars start producing neutral hydrogen (H I) ionizing photons and carving out ionized regions in the intergalactic medium (IGM). In the simplest picture, the EoR

* p.dayal@rug.nl

starts with the formation of the first metal-free (population III; PopIII) stars at $z \lesssim 30$, with the key sources gradually shifting to larger metal-enriched halos, powered by population II (PopII) stars and accreting black holes. However, this picture is complicated by the fact that the progress and sources of reionization depend on a number of (poorly constrained) parameters including the minimum halo mass of star-forming galaxies, the star formation/black hole accretion rates, the escape fraction (f_{esc}) of H I ionizing photons from the galactic environment, the impact of the reionization ultra-violet background (UVB) on the gas content of low-mass halos and the clumping factor of the IGM (see e.g. Dayal & Ferrara 2018).

Observationally, a number of works have used a variety of data-sets and trends - e.g. the UV luminosity density, the faint-end slope of the Lyman Break Galaxy (LBG) luminosity function, f_{esc} increasing with bluer UV slopes and the abundance and luminosity distribution of galaxies - to conclude that star formation in low-mass galaxies with an absolute magnitude $M_{\text{UV}} \simeq -10$ to -15 alone can reionize the IGM (Finkelstein et al. 2012; Bouwens et al. 2012; Duncan & Conselice 2015; Robertson et al. 2015), although Naidu et al. (2019) assume $f_{\text{esc}} \propto$ the star formation rate surface density and infer that high stellar mass ($M_* \gtrsim 10^8 M_{\odot}$) galaxies dominate the reionization budget (see also Sharma et al. 2016). The bulk of the observational results are in agreement with theoretical results that converge on stars in low-mass halos ($M_h \lesssim 10^{9.5} M_{\odot}$ and $M_{\text{UV}} \gtrsim -17$) providing the bulk of H I ionizing photons at $z \gtrsim 7$ (e.g. Choudhury & Ferrara 2007; Salvaterra et al. 2011; Yajima et al. 2011; Wise et al. 2014; Paardekoooper et al. 2015; Liu et al. 2016; Dayal et al. 2017a). A key caveat in the results, however, is that the redshift-dependent reionization contribution from star formation in galaxies of different masses crucially depends on the strength of UVB feedback, the trend of f_{esc} with mass and redshift and the evolution of the clumping factor (for details see Sec. 7, Dayal & Ferrara 2018).

In addition, the contribution of Active Galactic Nuclei (AGN) to reionization and its dependence on redshift and on the host galaxy stellar mass still remain key open questions. A number of works show AGN can only have a minor reionization contribution (Yoshiura et al. 2017; Onoue et al. 2017; Hassan et al. 2018). Contrary to these studies, a number of results show that radiation from AGN/quasars might contribute significantly to reionization (Volonteri & Gnedin 2009; Madau & Haardt 2015; Mitra et al. 2015, 2018; Grazian et al. 2018; Finkelstein et al. 2019), especially at $z \gtrsim 8$ if ionizations by secondary electrons are accounted for, with stars taking over as the dominant reionization sources at $z \lesssim 6$ (Volonteri & Gnedin 2009). The question of the contribution of AGN to reionization has witnessed a resurgence after recent claims of extremely high number densities of faint AGN measured by Giallongo et al. (2015, 2019) at $z \gtrsim 4$. While other direct searches for high-redshift AGN have found lower number densities (Weigel et al. 2015; McGreer et al. 2018), the integrated H I ionizing emissivities can be significantly affected by the inhomogeneous selection and analysis of the data and by the adopted (double) power law fits to the AGN luminosity function at different redshifts

(Kulkarni et al. 2019). Yet, if the high comoving emissivity claimed by Giallongo et al. (2015) persists up to $z \simeq 10$, then AGN alone could drive reionization with little/no contribution from starlight (Madau & Haardt 2015). A similar scenario, where more than 50% of the ionizing photons are emitted by rare and bright sources, such as quasars, has been proposed by Chardin et al. (2015, 2017) as a possible explanation of the large fluctuations in the Ly α effective optical depth on scales of $50 h^{-1}$ cMpc measured at the end stages of reionization ($4 < z < 6$) by Becker et al. (2015). These AGN-dominated or AGN-assisted models, however, are found to reionize helium (He II) too early (Puchwein et al. 2019) and result in an IGM temperature evolution that is inconsistent with the observational constraints (Becker et al. 2011).

In this work, we use a semi-analytic model (*Delphi*) that has been shown to reproduce all key observables for galaxies and AGN at $z \gtrsim 5$ to revisit the AGN contribution to reionization, specially as a function of the host galaxy stellar mass. The key strengths of this model lie in that: (i) it is seeded with two types of black hole seeds (stellar and direct collapse); (ii) the black hole accretion rate is primarily regulated by the host halo mass; (iii) it uses a minimal set of free parameters for star formation and black holes and their associated feedback.

The cosmological parameters used in this work correspond to $\Omega_m, \Omega_{\Lambda}, \Omega_b, h, n_s, \sigma_8 = 0.3089, 0.6911, 0.049, 0.67, 0.96, 0.81$ (Planck Collaboration et al. 2016). We quote all quantities in comoving units unless stated otherwise and express all magnitudes in the standard AB system (Oke & Gunn 1983).

The paper is organized as follows. In Section 2, we detail our code for the galaxy-BH (co)-evolution, our calculation of f_{esc} and the progress of reionization. The results of the fiducial and of alternative models are presented in Sections 3 and 4. Finally, we discuss our results and present our main conclusions in Section 6.

2 THEORETICAL MODEL

We start by introducing the galaxy formation model in Sec. 2.1 before discussing the escape fraction of ionizing radiation from galaxies and AGN in the fiducial model in Sec. 2.2. These are used to calculate the reionization history and electron scattering optical depth in Sec. 2.3. Our fiducial model parameters are described in Table 1.

2.1 Galaxy formation at high- z

In this work, we use the semi-analytic code *Delphi* (Dark matter and the emergence of galaxies in the epoch of reionization) that aims at simulating the assembly of the dark matter, baryonic and black hole components of high-redshift ($z \gtrsim 5$) galaxies (Dayal et al. 2014, 2019). In brief, starting at $z = 4$ we build analytic merger trees up to $z = 20$, in time-steps of 20 Myrs, for 550 haloes equally separated in log space between 10^8 - $10^{13.5} M_{\odot}$. Each halo is assigned a number density according to the Sheth-Tormen halo mass function (HMF) which is propagated throughout its merger

Table 1. Free parameters, their symbols and values used for the *fiducial* model (*ins1* in Dayal et al. 2019). As noted, using these parameter values our model reproduces all key observables for galaxies and AGN at $z \gtrsim 5$ (including their UV luminosity functions, stellar mass/black hole mass densities, star formation rate densities, the stellar/black hole mass function) as well as the key reionization observables (the integrated electron scattering optical depth and the redshift evolution of the ionizing photon emissivity). Simultaneously fitting the optical depth and the emissivity constraints, we obtain $f_0 = 0.02$ (0.0185) and $\beta = 2.8$ (2.8) if we consider the ionizing photons provided by star formation (star formation and AGN).

Parameter	Symbol	value
Maximum star formation efficiency	f_*	0.02
Fraction of SNII energy coupling to gas	f_w	0.1
Radiative efficiency of black hole accretion	ϵ_r	0.1
Fraction of AGN energy coupling to gas	f_{bh}^w	0.003
Fraction of gas mass AGN can accrete	$f_{\text{bh}}^{\text{ac}}$	5.5×10^{-4}
Fraction of Eddington rate for BH accretion	$f_{\text{Edd}}(M_{\text{h}} < M_{\text{h}}^{\text{crit}})$	7.5×10^{-5}
Fraction of Eddington rate for BH accretion	$f_{\text{Edd}}(M_{\text{h}} \geq M_{\text{h}}^{\text{crit}})$	1
LW BG threshold for DCBH formation	α	30
Escape fraction of H I ionizing photons from star formation	$\langle f_{\text{esc}}^{\text{sf}} \rangle$	$f_0[(1+z)/7]^\beta$.
Escape fraction of H I ionizing photons from AGN	$f_{\text{esc}}^{\text{bh}}$	Ueda et al. (2014)
Stellar population synthesis model	-	<i>Starburst99</i>
Reionization (UVB) feedback	-	No

tree; the resulting HMFs have been confirmed to be in accord with the Sheth-Tormen HMF at all $z \sim 5 - 20$.

The very first progenitors of any galaxy are assigned an initial gas mass as per the cosmological baryon-to-dark matter ratio such that $M_{\text{gi}} = (\Omega_{\text{b}}/\Omega_{\text{m}})M_{\text{h}}$, where M_{h} is the halo mass. The effective star formation efficiency, f_*^{eff} , for any halo is calculated as the minimum between the efficiency that produces enough type II supernova (SNII) energy to eject the rest of the gas, f_*^{ej} , and an upper maximum threshold, f_* , so that $f_*^{\text{eff}} = \min[f_*^{\text{ej}}, f_*]$ where a fraction f_w of the SNII energy can couple to the gas. The gas mass left after including the effects of star formation and supernova feedback is then given by:

$$M_*^{\text{gf}}(z) = [M_{\text{gi}}(z) - M_*(z)] \left(1 - \frac{f_*^{\text{eff}}}{f_*^{\text{ej}}} \right). \quad (1)$$

Our model also includes two types of black hole seeds that can be assigned to the first progenitors of any halo. These include (i) massive direct-collapse black hole (DCBH) seeds with masses between $M_{\text{bh}} = 10^{3-4} M_{\odot}$ and, (ii) PopIII stellar black hole seeds of $150 M_{\odot}$ masses. As detailed in Dayal et al. (2017b), we calculate the strength of the Lyman-Werner (LW) background irradiating each such starting halo. Halos with a LW background strength $J_{\text{LW}} > J_{\text{crit}} = \alpha J_{21}$ (where $J_{21} = 10^{-21} \text{ ergs}^{-1} \text{ Hz}^{-1} \text{ cm}^{-2} \text{ sr}^{-1}$ and α is a free parameter) are assigned DCBH seeds while halos not meeting this criterion are assigned the lighter PopIII seeds. We note that, given that the number densities of DCBH seeds are $\sim -2(-3.8)$ orders of magnitude below that of stellar seeds for $\alpha = 30$ (300), the exact value of α (as well as the DCBH seed mass) have no sensible bearing on our results, since we only consider models that reproduce the AGN luminosity function. In this paper we do not aim at investigating which type of black hole seed can contribute most to reionization, but how a population of AGN reproducing available observational constraints can contribute to reionization.

Once seeded, the black holes (as the baryonic and dark matter components) grow in mass through mergers and accretion in successive time-steps. A fraction of the gas mass left after star formation and SNII ejection (see Eqn. 1) can be accreted onto the black hole. This accretion rate depends on both the host halo mass and redshift through a critical halo mass (Bower et al. 2017):

$$M_{\text{h}}^{\text{crit}}(z) = 10^{11.25} M_{\odot} [\Omega_{\text{m}}(1+z)^3 + \Omega_{\lambda}]^{0.125}, \quad (2)$$

such that the mass accreted by the black hole (of mass M_{bh}) at any given time-step is:

$$M_{\text{bh}}^{\text{ac}}(z) = \min \left[f_{\text{Edd}} M_{\text{Edd}}(z), (1 - \epsilon_r) f_{\text{bh}}^{\text{ac}} M_*^{\text{gf}}(z) \right], \quad (3)$$

where $M_{\text{Edd}}(z) = (1 - \epsilon_r) [4\pi G M_{\text{bh}}(z) m_p] [\sigma_T \epsilon_r c]^{-1} \Delta t$ is the total mass that can be accreted in a time-step assuming Eddington luminosity. Here, G is the gravitational constant, m_p is the proton mass, σ_T is the Thomson scattering optical depth, ϵ_r is the BH radiative efficiency, c is the speed of light and $\Delta t = 20 \text{ Myr}$ is the merger tree time-step. Further, the value of f_{Edd} is assigned based on the critical halo mass (Eqn. 2) as detailed in Table 1 and $f_{\text{bh}}^{\text{ac}}$ represents a fixed fraction of the total gas mass present in the host galaxy that can be accreted by the black hole. A fixed fraction f_{bh}^w of the total energy emitted by the accreting black hole is allowed to couple to the gas content. The values used for each of these parameters in our fiducial model are detailed in Table 1. Finally, reionization feedback is included by suppressing the gas content, and hence star formation and black hole accretion, of halos with a virial velocity $V_{\text{vir}} \lesssim 40 \text{ km s}^{-1}$ at all redshifts, as detailed in Sec. 2.3.

In the interest of simplicity, every newly formed stellar population is assumed to follow a Salpeter initial mass function (IMF; Salpeter 1955) with masses in the range $0.1 - 100 M_{\odot}$, with a metallicity $Z = 0.05 Z_{\odot}$ and an age of 2 Myr; a lower (higher) metallicity or a younger (older) stellar population across all galaxies would scale up (down) the UV luminosity function which could be accommodated

by varying the free-parameters for star formation (f_*^{eff} and f_w). Under these assumptions, the Starburst99 (*SB99*) stellar population synthesis (SPS) model yields the time-evolution of the star-formation powered production rate of H I ionizing photons ($\dot{n}_{\text{int}}^{\text{sf}}$) and the UV luminosity (L_{UV}) to be:

$$\dot{n}_{\text{int}}^{\text{sf}}(t) = 10^{46.6255} - 3.92 \log 10 \left(\frac{t}{2 \text{ Myr}} \right) + 0.7 [\text{s}^{-1}], \quad (4)$$

and

$$L_{\text{UV}}(t) = 10^{33.077} - 1.33 \log 10 \left(\frac{t}{2 \text{ Myr}} \right) + 0.462 [\text{erg s}^{-1} \text{ \AA}^{-1}]. \quad (5)$$

Inspired by the Shakura-Sunyaev solution (Shakura & Sunyaev 1973), AGN are assigned a spectral energy distribution (SED) that depends on the key black hole physical parameters, namely the black hole mass and Eddington ratio (Volonteri et al. 2017). We follow here a variant based on the physical models developed by Done et al. (2012). Specifically, we calculate the energy of the peak of the SED as described in Thomas et al. (2016), but adopt the default functional form of the spectrum used in Cloudy (Ferland et al. 2013).

Once an AGN is assigned a luminosity and a SED, the UV luminosity is calculated as detailed in Dayal et al. (2019). Further, we integrate above 13.6 eV to obtain the H I ionizing luminosity and mean energy of ionizing photons (see Fig. A1 in the Appendix). For AGN, this provides an upper limit, as photons above 24.59 eV and 54.4 eV can ionize He I and He II. We further include a correction for secondary ionizations from the hard AGN photons, by taking the upper limit to their contribution, i.e., assuming fully neutral hydrogen and that 39% of their energy goes into secondary ionizations (Shull & van Steenberg 1985; Madau & Fragos 2017).

2.2 The escape fraction of H I ionizing photons

In what follows, we discuss our calculations of f_{esc} for both AGN and stellar radiation from galaxies. In addition to the fiducial model, we study five combinations of f_{esc} from star formation and AGN in order to explore the available parameter space and its impact on our results as detailed in Sec. 4.

2.2.1 The escape fraction for AGN ($f_{\text{esc}}^{\text{bh}}$)

For the ionizing radiation emitted from the AGN, we consider four different models. We start by taking an approach similar to Ricci et al. (2017) for the fiducial model. Essentially, we assume that the unobscured fraction, i.e., the fraction of AGN with column density $< 10^{22} \text{ cm}^{-2}$ is a proxy for the escape fraction, $f_{\text{esc}}^{\text{bh}}$. The argument is that by applying a column-density dependent correction to the X-ray LF, one recovers the UV luminosity function. As in Dayal et al. (2019), we adopt the luminosity-dependent formalism of Ueda et al. (2014), taking as unobscured fraction $f_{\text{unabs}} \equiv f_{\log \text{NH} < 22}$, which varies from $\simeq 10\%$ for faint AGN ($L_{2-10\text{keV}} < 10^{43} \text{ erg s}^{-1}$) to $\simeq 67\%$ for bright AGN

($L_{2-10\text{keV}} > 10^{46} \text{ erg s}^{-1}$). The unobscured fraction can be written as:

$$f_{\text{unabs}} = \frac{1 - \psi}{1 + \psi}, \quad (6)$$

where $\psi = \psi_z - 0.24(L_x - 43.75)$, $\psi_z = 0.43[1 + \min(z, 2)]^{0.48}$ and L_x is the log of the intrinsic 2–10 keV X-ray luminosity in erg s^{-1} ; given our model is for $z \gtrsim 5$, this implies $\psi_z = 0.73$. We do not extrapolate the evolution beyond $z = 2$, the range for which the dependence has been studied using data. As in Ricci et al. (2017), we assume that unobscured quasars have $f_{\text{esc}} = 1$ and zero otherwise (see their section 4.1 for a discussion and alternative models and Volonteri et al. 2017, for a discussion on the redshift evolution of the obscured fraction).

Secondly, Merloni et al. (2014) find that X-ray and optical obscuration are not necessarily the same for AGN, although the trend of optically obscured AGN with luminosity is consistent with the scaling we adopt. Our second model for $f_{\text{esc}}^{\text{bh}}$ considers the fraction of optically unobscured AGN as a function of luminosity from Merloni et al. (2014), where this fraction is found to be independent of redshift. It takes the functional form:

$$f_{\text{esc}}^{\text{bh}} = 1 - 0.56 + \frac{1}{\pi} \arctan \left(\frac{43.89 - \log L_x}{0.46} \right), \quad (7)$$

where $\log L_x$ is the logarithm of the intrinsic 2–10 keV X-ray luminosity in erg s^{-1} .

Thirdly, we can maximize the contribution of AGN to reionization by assuming $f_{\text{esc}}^{\text{bh}} = 1$, although Mischeva et al. (2017) find that even for unobscured AGN $f_{\text{esc}}^{\text{bh}}$ is not necessarily unity.

Finally, we explore a model wherein we use the same (redshift-dependent) escape fraction for the ionizing radiation from both star formation and AGN. The results from these last three cases are discussed in detail in Sec. 4.

2.2.2 The escape fraction for star formation ($f_{\text{esc}}^{\text{sf}}$)

Both the value of the escape fraction of H I ionizing radiation emitted from the stellar population ($\langle f_{\text{esc}}^{\text{sf}} \rangle$) as well as its trend with the galaxy mass or even redshift remain extremely poorly understood (Sec. 7.1, Dayal & Ferrara 2018). We study four cases for $\langle f_{\text{esc}}^{\text{sf}} \rangle$ in this work: firstly, in our fiducial model, we use an escape fraction that scales down with decreasing redshift as $\langle f_{\text{esc}}^{\text{sf}} \rangle = f_0 [(1+z)/7]^\beta$ where $\beta > 1$ and f_0 is a constant at a given redshift. This is in accord with a number of studies (Robertson et al. 2015; Dayal et al. 2017a; Puchwein et al. 2019) that have shown that simultaneously reproducing the values of electron scattering optical depth (τ_{es}) and the redshift evolution of the emissivity require such a decrease in the global value of the escape fraction of ionizing photons from star formation. The values of f_0 and β required to simultaneously fit the above-noted data-sets (with and without AGN contribution) are shown in Table 1.

Secondly, whilst maintaining the same functional form, we find the values of the two coefficients (f_0 and β) required

to fit the optical depth and emissivity constraints using the same escape fraction from AGN and star formation.

Thirdly, following recent results (e.g. Borthakur et al. 2014; Naidu et al. 2019), we use a model wherein the escape fraction for star formation scales positively with the stellar mass. In this case, for galaxies that have black holes, we assume $f_{esc}^{sf} = f_{esc}^{bh}$ using the fiducial model for f_{esc}^{bh} ; $f_{esc}^{sf} = 0$ for galaxies without a black hole. This accounts for the possibility that AGN feedback enhances the effect of SN feedback in carving “holes” in the interstellar medium, facilitating the escape of ionizing radiation. This is a very optimistic assumption, as dedicated simulations show that AGN struggle to shine and amplify the escape fraction in low-mass galaxies (Trebitsch et al. 2018).

Fourthly, we explore a model with a constant $\langle f_{esc}^{sf} \rangle = 0.035$. Although a constant escape fraction for stellar radiation from all galaxies can reproduce the τ_{es} value, it overshoots the value of the observed emissivity (see e.g. Fig. 3, Dayal et al. 2017a).

Finally, we explore a model wherein $\langle f_{esc}^{sf} \rangle$ increases with decreasing stellar mass, as has been shown by a number of theoretical works (e.g. Yajima et al. 2011; Wise et al. 2014; Paardekooper et al. 2015). Essentially, we assume $\langle f_{esc}^{sf} \rangle$ scales with the ejected gas fraction such that $\langle f_{esc}^{sf} \rangle = f_0 (f_*^{eff}/f_*^{ej})$. This naturally results in a high $\langle f_{esc}^{sf} \rangle$ value for low mass galaxies where $f_*^{eff} = f_*^{ej}$; $\langle f_{esc}^{sf} \rangle$ drops with increasing mass where $f_*^{eff} \sim f_* < f_*^{ej}$. The results from these last four cases are discussed in detail in Sec. 4.

We clarify that while we assume the same $\langle f_{esc}^{sf} \rangle$ value for each galaxy, in principle, this should be thought of as an ensemble average that depends on, and evolves with, the underlying galaxy properties, such as mass or star formation or a combination of both.

2.3 Modelling reionization

The reionization history, expressed through the evolution of the volume filling fraction (Q_{II}) for ionized hydrogen ($H II$), can be written as (Shapiro & Giroux 1987; Madau et al. 1999):

$$\frac{dQ_{II}}{dz} = \frac{dn_{ion}}{dz} \frac{1}{n_H} - \frac{Q_{II}}{t_{rec}} \frac{dt}{dz}, \quad (8)$$

where the first term on the right hand side is the source term while the second term accounts for the decrease in Q_{II} due to recombinations. Here, $dn_{ion}/dz = \dot{n}_{ion}$ represents the hydrogen ionizing photon rate density contributing to reionization. Further, n_H is the comoving hydrogen number density and t_{rec} is the recombination timescale that can be expressed as (e.g. Madau et al. 1999):

$$t_{rec} = \frac{1}{\chi n_H (1+z)^3 \alpha_B C}. \quad (9)$$

Here α_B is the hydrogen case-B recombination coefficient, $\chi = 1.08$ accounts for the excess free electrons arising from singly ionized helium and C is the IGM clumping factor. We use a value of C that evolves with redshift as

$$C = \frac{\langle n_{HII}^2 \rangle}{\langle n_{HII} \rangle^2} = 1 + 43 z^{-1.71}. \quad (10)$$

using the results of Pawlik et al. (2009) and Haardt & Madau (2012) who show that the UVB generated by reionization can act as an effective pressure term, reducing the clumping factor.

While reionization is driven by the hydrogen ionizing photons produced by stars in early galaxies, the UVB built up during reionization suppresses the baryonic content of galaxies by photo-heating/evaporating gas at their outskirts (Klypin et al. 1999; Moore et al. 1999; Somerville 2002), suppressing further star formation and slowing down the reionization process. In order to account for the effect of UVB feedback on \dot{n}_{ion} , we assume total photo-evaporation of gas from halos with a virial velocity below $V_{vir} = 40 \text{ km s}^{-1}$ embedded in ionized regions at any z . In this “maximal external feedback” scenario, halos below V_{vir} in ionized regions neither form stars nor contribute any gas in mergers.

The globally averaged \dot{n}_{ion} can then be expressed as:

$$\dot{n}_{ion}(z) = \dot{n}_{esc}^{sf}(z) + \dot{n}_{esc}^{bh}(z) \quad (11)$$

where

$$\dot{n}_{esc}^{sf}(z) = \langle f_{esc}^{sf} \rangle [Q_{II}(z) \dot{n}_{int,II}^{sf}(z) + Q_I(z) \dot{n}_{int,I}^{sf}(z)], \quad (12)$$

$$\dot{n}_{esc}^{bh}(z) = f_{esc}^{bh} [Q_{II}(z) \dot{n}_{int,II}^{bh}(z) + Q_I(z) \dot{n}_{int,I}^{bh}(z)], \quad (13)$$

where $Q_I(z) = 1 - Q_{II}(z)$. Further, $\dot{n}_{int,II}^{sf}$ ($\dot{n}_{int,II}^{bh}$) and $\dot{n}_{int,I}^{sf}$ ($\dot{n}_{int,I}^{bh}$) account for the intrinsic hydrogen ionizing photon production rate density from star formation (black hole accretion) in case of full UV-suppression of the gas mass and no UV suppression, respectively. The term \dot{n}_{esc}^{sf} (\dot{n}_{esc}^{bh}) weights these two contributions over the volume filling fraction of ionized and neutral regions - i.e. while $\dot{n}_{int,I}$ represents the contribution from all sources, stars and black holes in halos with $V_{vir} < 40 \text{ km s}^{-1}$ do not contribute to $\dot{n}_{int,II}$. At the beginning of the reionization process, the volume filled by ionized hydrogen is very small ($Q_{II} \ll 1$) and most galaxies are not affected by UVB-feedback, so that $\dot{n}_{ion}(z) \approx \dot{n}_{int,I}^{sf}(z) \langle f_{esc}^{sf} \rangle + \dot{n}_{int,I}^{bh}(z) f_{esc}^{bh}$. As Q_{II} increases and reaches a value $\simeq 1$, all galaxies in halos with circular velocity less than $V_{vir} = 40 \text{ km s}^{-1}$ are feedback-suppressed, so that $\dot{n}_{ion}(z) \approx \dot{n}_{int,II}^{sf}(z) \langle f_{esc}^{sf} \rangle + \dot{n}_{int,II}^{bh}(z) f_{esc}^{bh}$.

3 RESULTS

Given that $\dot{n}_{ion}(z)$ is an output of the model, t_{rec} is calculated as a function of z and f_{esc}^{bh} is obtained from the AGN obscuration fraction, $\langle f_{esc}^{sf} \rangle$ is the only free parameter in our reionization calculations. As explained above, in the *fiducial* model, $\langle f_{esc}^{sf} \rangle$ is composed of two free parameters (f_0 and β) that are fit by jointly reproducing the observed values of τ_{es} and the emissivity as discussed in Sec. 3.1 that follows. We use this $\langle f_{esc}^{sf} \rangle$ value to study the AGN contribution to reionization in Sec. 3.2. In order to test the robustness of our results to assumptions, we also explore alternative models for the escape fraction from AGN and star formation and the impact of different stellar population synthesis models in Sec. 4.

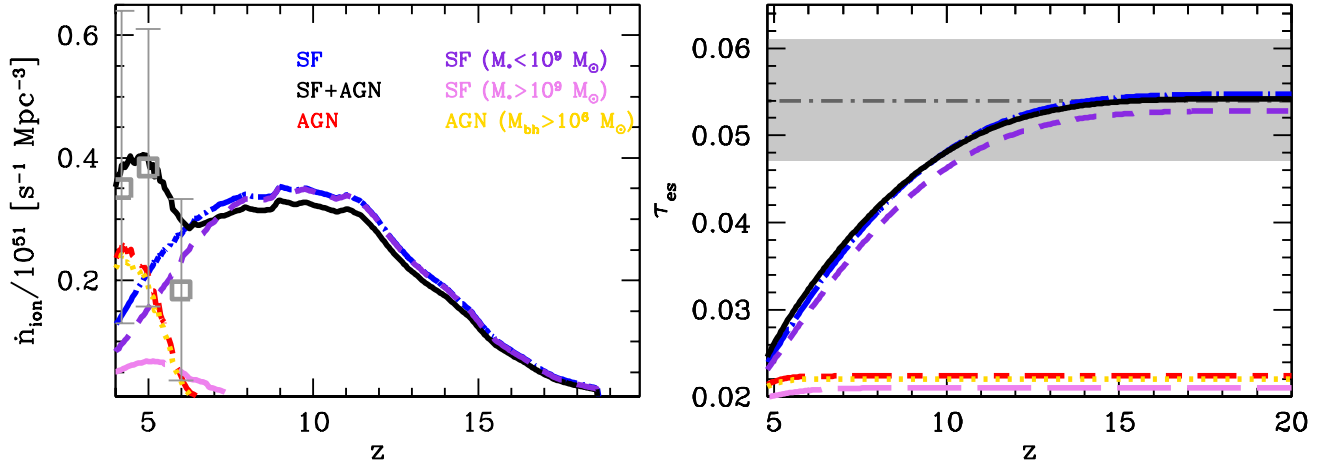


Figure 1. Redshift evolution of the H I ionizing photon emissivity (*left panel*) and the CMB electron scattering optical depth (τ_{es}) as a function of redshift (*right panel*) for the *fiducial* model. In the left panel, the open squares show observational results (and associated error bars) calculated following the approach of Kuhlen & Faucher-Giguere (2012). In the right panel, the dot-dashed horizontal line shows the central value for τ_{es} inferred by the latest Planck results (Planck Collaboration et al. 2018) with the gray striped region showing the $1 - \sigma$ errors. Over-plotted are the escaping emissivities (*left panel*) and the optical depths (*right panel*) contributed by: star formation only (SF; dot-long-dashed line), AGN+star formation (solid line), and AGN only (short-long-dashed line) using the $\langle f_{\text{esc}}^{\text{sf}} \rangle$ and $f_{\text{esc}}^{\text{bh}}$ values for the fiducial model reported in Table 1; note that $\langle f_{\text{esc}}^{\text{sf}} \rangle$ is lower in the AGN+SF case ($f_0 = 0.0185$) as compared to the SF only case ($f_0 = 0.02$). We deconstruct the contribution from star formation in galaxies into those with stellar masses $M_* \lesssim 10^9 M_\odot$ (short-dashed line) and $M_* \gtrsim 10^9 M_\odot$ (long-dashed line) and show the contribution of black holes of masses $\gtrsim 10^6 M_\odot$ using the dotted line, as marked.

3.1 The electron scattering optical depth and the ionizing photon emissivity

We start by discussing the redshift evolution of the ionizing photon emissivity (Eqn. 11) from the fiducial model shown in the left panel of Fig. 1. For star formation, the “escaping” emissivity includes the effect of $\langle f_{\text{esc}}^{\text{sf}} \rangle$ that decreases with redshift as $\propto [(1+z)/7]^{2.8}$. As a result, whilst increasing from $z \sim 19$ to $z \sim 8$ the emissivity from stellar sources in galaxies thereafter shows a drop at lower redshifts. Low-mass ($M_* \lesssim 10^9 M_\odot$) galaxies dominate the stellar emissivity at all redshifts and the total (star formation+AGN) emissivity down to $z \sim 5$; although sub-dominant, the importance of stars in massive ($M_* \gtrsim 10^9 M_\odot$) galaxies increases with decreasing redshift and they contribute as much as 40% ($\sim 15\%$) to the stellar (total) emissivity at $z \sim 4$.

On the other hand, driven by the growth of black holes and the constancy of $f_{\text{esc}}^{\text{bh}}$ with redshift, the AGN emissivity shows a steep (six-fold) increase in the 370 Myrs between $z \sim 6$ and 4. A turning point is reached at $z \sim 5$ where AGN and star formation contribute equally to the total emissivity, with the AGN contribution (dominated by $M_{\text{bh}} \gtrsim 10^6 M_\odot$ black holes in $M_* \gtrsim 10^9 M_\odot$ galaxies) overtaking that from star formation at lower- z . Indeed, the AGN emissivity is almost twice of that provided by stars by $z \sim 4$ leading to an increase in the *total* value.

To summarise, while the trend of the total emissivity is driven by star formation in low-mass galaxies down to $z = 5$, AGN take over as the dominant contributors at lower redshifts. This result is in agreement with synthesis models

for the UVB (Faucher-Giguère et al. 2008; Haardt & Madau 2012) as shown in the same figure.

The above trends can also be used to interpret the latest results on the integrated electron scattering optical depth ($\tau_{\text{es}} = 0.054 \pm 0.007$; Planck Collaboration et al. 2018), shown in the right panel of Fig. 1. We start by noting that fitting to this data requires $\langle f_{\text{esc}}^{\text{sf}} \rangle = 0.02[(1+z)/7]^{2.8}$ if stars in galaxies are considered to be the only reionization sources; as shown in Table 3 considering the contribution of both stars and AGN leads to a marginal decrease in the co-efficient of $\langle f_{\text{esc}}^{\text{sf}} \rangle$ to 0.0185 whilst leaving the redshift-relation unchanged. Stellar radiation in low-mass ($M_* \lesssim 10^9 M_\odot$) galaxies dominate the contribution to τ_{es} for most of reionization history. AGN only start making a noticeable contribution at $z \lesssim 5$, where they can generate an optical depth of $\tau_{\text{es}} \sim 0.22$, comparable to stars, which generate a total value of $\tau_{\text{es}} \sim 0.24$. Stellar radiation from high-mass ($M_* \gtrsim 10^9 M_\odot$) galaxies has a sub-dominant contribution to τ_{es} at all redshifts.

3.2 AGN contribution to reionization as a function of stellar mass

To understand the AGN contribution to reionization in the *fiducial* model, we start by looking at the (intrinsic) production rate of H I ionizing photons as a function of M_* for $z \sim 4 - 9$ (panel a; Fig. 2). As expected, $\dot{n}_{\text{int}}^{\text{sf}}$ scales with M_* since higher mass galaxies typically have larger associated star formation rates. Further, given their larger gas and black hole masses, $\dot{n}_{\text{int}}^{\text{bh}}$ too scales with M_* . As seen, stars dominate the *intrinsic* H I ionizing radiation produc-

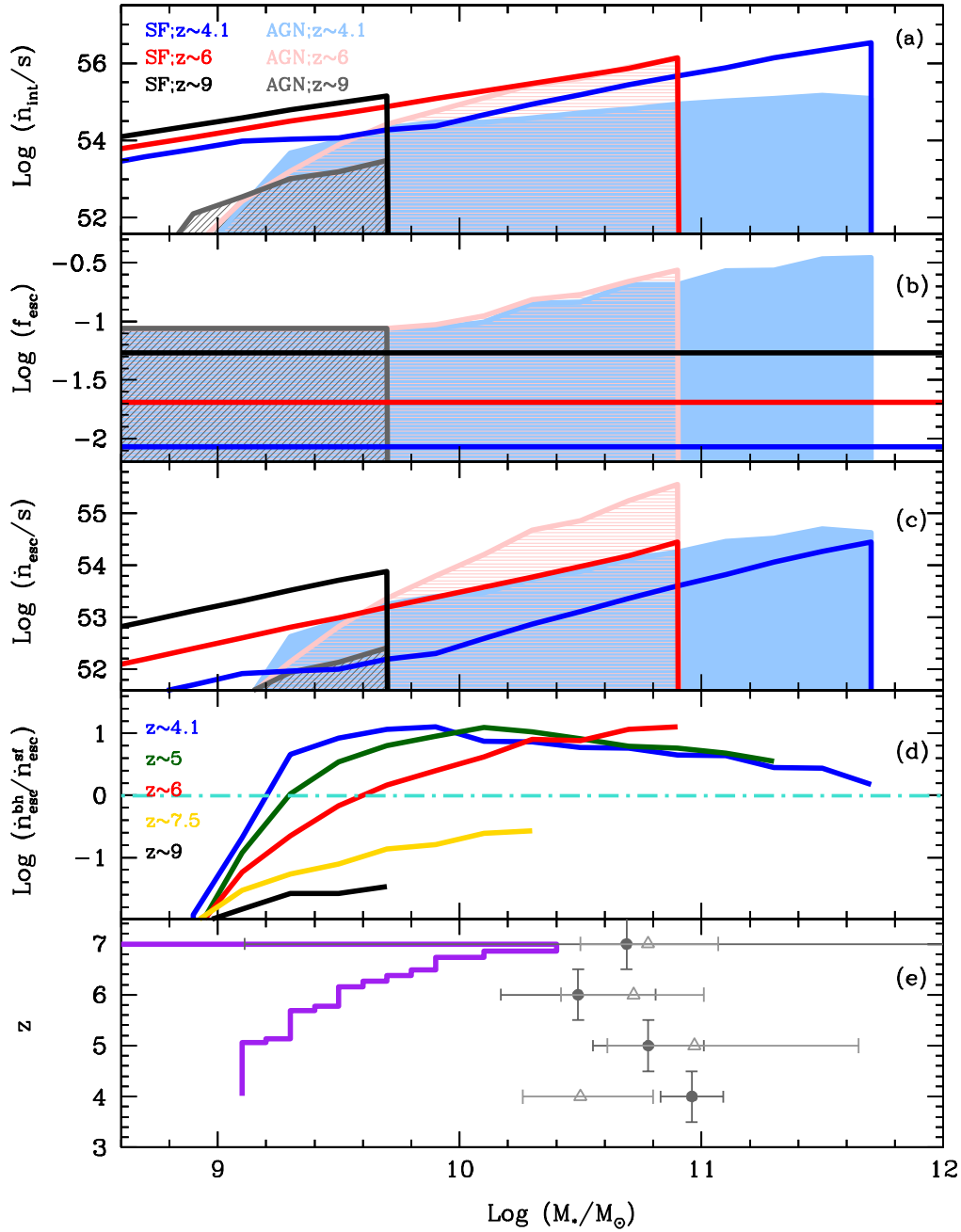


Figure 2. As a function of stellar mass, the panels (top to bottom) show the results for star formation (solid lines) and AGN (light shaded regions) for the *fiducial* model for: (a): the *intrinsic* H I ionizing photon rate; (b): the escape fraction of H I ionizing photons; (c): the *escaping* H I ionizing photon rate; (d): the ratio between the *escaping* H I ionizing photon rate for AGN and star formation with the horizontal line showing a ratio of unity; and (e): the transition stellar mass at which AGN start dominating the escaping ionizing photon production rate. In this panel, the solid circles and empty triangles show the knee value of the stellar mass function (and the associated error bars) observationally inferred by Grazian et al. (2015) and Song et al. (2016), respectively. Finally, the different colours in panels (a)-(c) are for the redshifts marked in panel (a) while the different lines in panel (d) are for the redshifts marked in that panel.

tion rate for all stellar masses at $z \gtrsim 7$. However, moving to lower redshifts, black holes can contribute as much as stars in galaxies with $M_* \sim 10^{10.2-10.9} M_\odot$ at $z \sim 6$. This mass range decreases to $M_* \sim 10^{9.6-10} M_\odot$ at $z \sim 4$ where

intermediate-mass galaxies host black holes that can accrete at the Eddington rate.

The second factor that needs to be considered is the escape fraction of ionizing photons which is shown in panel

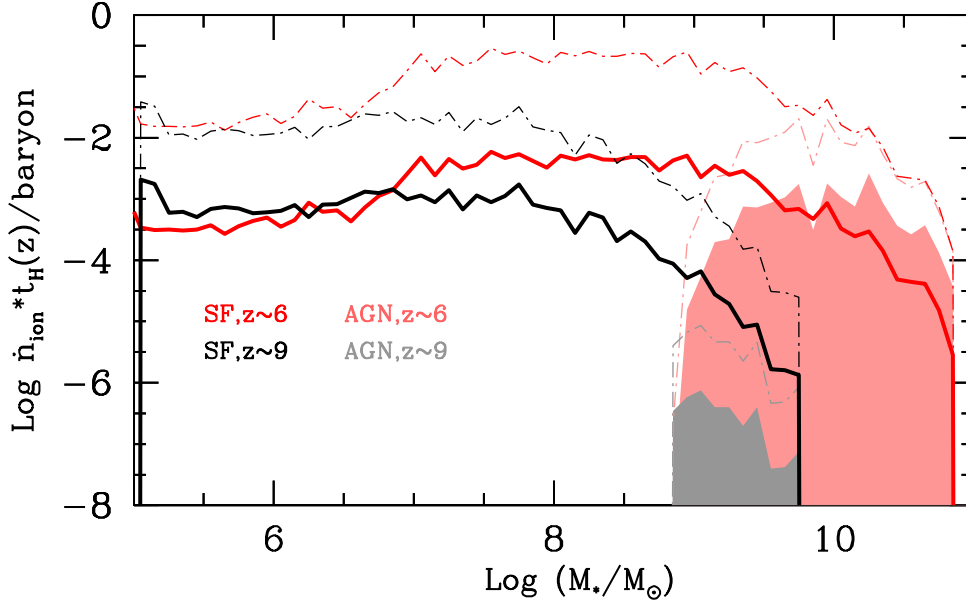


Figure 3. The ionizing photon per baryon value as a function of stellar mass for the *fiducial* model for star formation and AGN at $z \sim 6$ and 9, as marked. The dot-dashed and solid lines show the *intrinsic* and *escaping* H I ionizing photon rates, respectively.

(b) of the same figure. As noted above, $\langle f_{\text{esc}}^{\text{sf}} \rangle$ is independent of galaxy properties and decreases with decreasing z , going from a value of about 5.4% at $z \sim 9$ to 0.77% at $z \sim 4$.

However, $f_{\text{esc}}^{\text{bh}}$ scales with M_* , and this is the result of the dependence of the unabsorbed AGN fraction with luminosity: at higher AGN luminosity a higher fraction of AGN are unabsorbed. Quantitatively, while $f_{\text{esc}}^{\text{bh}} \sim 10\%$ for $M_* \lesssim 10^{9.7} M_{\odot}$, it can have a value as high as 30% for $M_* \gtrsim 10^{10.9} M_{\odot}$ at $z \sim 6 - 9$.

We can now combine the intrinsic production rate of H I ionizing photons and the escape fraction to look at the rate of “escaping” ionizing radiation for star formation and AGN in panel (c) of Fig. 2. As expected, $\dot{n}_{\text{esc}}^{\text{sf}} \propto M_*$ and $\dot{n}_{\text{esc}}^{\text{sf}} > \dot{n}_{\text{esc}}^{\text{bh}}$ at $z > 7$. However at $z < 7$ the situation is quite different: the most massive black holes and therefore the most luminous AGN are hosted in massive galaxies. Additionally, the presence of a critical halo mass below which black hole growth is suppressed (see Sec. 2.1) translates into a critical stellar mass (Fig. 6; Dayal et al. 2019), below which only low-luminosity AGN exist and $f_{\text{esc}}^{\text{bh}}$ is very low. The fact that both the intrinsic photon production from AGN and $f_{\text{esc}}^{\text{bh}}$ are very low in low-mass galaxies suppresses the AGN contribution from such galaxies to the escaping photon budget. However, the fact that $\dot{n}_{\text{int}}^{\text{sf}} \simeq \dot{n}_{\text{int}}^{\text{bh}}$ for high-mass galaxies coupled with an increasing $f_{\text{esc}}^{\text{bh}}$ value results in black holes *dominating* the escaping ionizing radiation rate for galaxies with mass above a “transition stellar mass” of $M_* \gtrsim 10^{9.6} (10^{9.2}) M_{\odot}$ at $z \sim 6 (4)$.

The suppression of black hole growth in low-mass galaxies, advocated from either trying to reconcile seemingly contradictory observational results (Volonteri & Stark 2011) or from the results of cosmological hydrodynamical simulations (Dubois et al. 2015; Bower et al. 2017), modifies the picture

compared to early papers that assumed unimpeded growth of massive black holes in small galaxies/halos (Volonteri & Gnedin 2009). As noted above, the suppression of black hole contribution from small galaxies/halos, which dominate the mass function at the highest redshifts, is further strengthened by the assumption that $f_{\text{esc}}^{\text{bh}}$ increases with AGN luminosity.

The contribution of AGN to reionization was studied using a semi-analytical model also by Qin et al. (2017). Qualitatively, our results agree with theirs, in the sense that only relatively high-mass black holes are important thus limiting the contribution of AGN to low redshift, and that the AGN contribution to reionization is sub-dominant, of order 10-15% at $z < 6$. The specific assumptions of the models differ, though: Qin et al. (2017) assume a luminosity-independent obscured fraction, and they do not include a spectral energy distribution that depends on intrinsic black hole properties (mass, accretion rate). In general, models that reproduce the generally accepted UV luminosity functions of galaxies and AGN will all converge to a similar fractional contribution of AGN to reionization. The main reason for the agreement between our results and those of Qin et al. (2017) is that in both models black hole growth is retarded with respect to galaxies, although in different ways. In our model suppression of black hole growth leads to a black hole mass function with a step-like appearance, in their case it is the overall normalization of the mass function that decreases with increasing redshift. In principle, this can be tested observationally through measurements of the relation between black hole and stellar masses in high redshift galaxies.

As expected from the above discussion, star formation in galaxies dominate \dot{n}_{esc} for all stellar masses at $z > 7$ although the AGN contribution increases with M_* as shown

in panel (d) of Fig. 2. At $z < 7$, however, AGN can start dominating \dot{n}_{esc} by as much as *one order of magnitude* for $M_* \sim 10^{11} M_\odot$ galaxies at $z \sim 6$ where black holes can accrete at the Eddington rate. This peak mass shifts to lower M_* values with decreasing redshift - at $z \sim 4$ AGN in galaxies with masses as low as $M_* \sim 10^{9.6} M_\odot$, which can accrete at the Eddington limit, dominate \dot{n}_{esc} by a factor of 10.

The redshift evolution of the “transition mass”, at which AGN start dominating \dot{n}_{esc} , is shown in panel (e) of the same figure which shows two key trends: firstly, as expected, the transition mass only exists at $z < 7$ with stellar radiation dominating \dot{n}_{esc} at higher- z . Secondly, as black holes in galaxies of increasingly lower stellar mass can accrete at the Eddington limit with decreasing redshift (Piana et al., in prep.), the transition mass too decreases with z from $\sim 10^{10.7} M_\odot$ at $z \sim 6.8$ to $\sim 10^{9.3} M_\odot$ by $z \sim 4$. In the same panel, we also show a comparison of this transition mass to the observationally-inferred knee of the stellar mass function (M_*^{knee}) which ranges between $10^{10.5} - 10^{11} M_\odot$ at $z \sim 4 - 7$. While the transition mass is comparable to the knee stellar mass at $z \sim 6.8$, it shows a very rapid decline with decreasing redshift. Indeed, by $z \sim 4$, AGN start dominating \dot{n}_{esc} from galaxies that are (at least) an order of magnitude less massive compared to the knee mass and in fact the ratio between the escaping H I ionizing photon rate for AGN and star formation peaks at intermediate galaxy masses. Finally, we note that such a transition mass *only exists* in the case that the stellar mass dependence of $\langle f_{\text{esc}}^{\text{sf}} \rangle$ is shallower than $f_{\text{esc}}^{\text{bh}}$ (see Section 4).

We summarise the impact of the the above-noted trends on the production/escape rates of H I ionizing photons per baryon over a Hubble time in Fig. 3. Here the contribution in each galaxy mass range is weighted by its cosmic abundance, via the mass of the host halo - therefore this figure represents the effective contribution of that mass range to the global photon budget. We note that, at any z , while $\dot{n}_{\text{esc}}^{\text{sf}}$ is just a scaled version of $\dot{n}_{\text{int}}^{\text{sf}}$, $\dot{n}_{\text{esc}}^{\text{bh}}$ instead evolves based on the luminosity/mass evolution. The key trends emerging are: firstly, at any z , whilst the contribution of stars (weighted by the number density) is the highest at intermediate stellar mass galaxies ($10^{7-9} M_\odot$) at $z \sim 6$, the contribution is essentially mass independent between a stellar mass of $10^{5-8} M_\odot$ at $z \sim 9$. Although massive galaxies, $M_* \sim 10^9 - 10^{10} M_\odot$, have higher production rates of ionizing radiation from both stars and black holes in addition to higher $f_{\text{esc}}^{\text{bh}}$ values, they are rarer than their low-mass counterparts, which therefore dominate the total emissivity as also shown in the left panel of Fig. 1. Secondly, AGN only have a contribution at the high stellar mass end ($M_* \sim 10^{9-10} M_\odot$) at $z \lesssim 9$. Thirdly, as expected from the above discussions, given both the higher values of the intrinsic H I ionizing photon production rate and f_{esc} , AGN dominate the emissivity at the high-mass end ($M_* \gtrsim 10^9 M_\odot$) at $z \sim 6$.

Since AGNs are efficient producers of HeII ionizing photons, useful constraints can be obtained on their contribution from the corresponding observations, e.g., He II Ly α optical depth at $z \sim 3$ (Worseck et al. 2016) and the heating of the IGM at $z \lesssim 5$ (Becker et al. 2011). A detailed modelling of the He II reionization history is beyond the scope

of this work. However, we have computed the He III volume filling fraction, Q_{HeIII} , and found that $Q_{\text{HeIII}} \sim 0.4$ (0.2) at $z = 4$ (5), assuming that the escape fraction of He II ionizing photons is the same as that of the H I ionizing photons. While this implies a He II reionization earlier than the model of Haardt & Madau (2012), it is still within the $2 - \sigma$ bounds as allowed by the observations (see, e.g., Mitra et al. 2018).

4 ALTERNATIVE MODELS

Our key result is that the AGN contribution of ionizing photons is subdominant at all galaxy masses at $z > 7$. At $z \sim 6 - 7$ their contribution increases with stellar mass, and at lower redshift it is AGN in intermediate-mass galaxies that produce most ionizing photons (Fig. 2). This results in a “transition” stellar mass at which AGN overtake the stellar contribution to the escaping ionizing radiation; for stars in galaxies to dominate all the way through in the mass function, either the escape fraction of stellar radiation from galaxies should increase with galaxy mass or that from AGN should decrease, especially at high masses. In our fiducial model, this transition stellar mass decreases with decreasing redshift. Further, star formation in galaxies with mass $< 10^9 M_\odot$ is the main driver of hydrogen reionization. One could argue that this is a consequence of the steep increase of $\langle f_{\text{esc}}^{\text{sf}} \rangle$ at high redshifts, which artificially boosts the contribution of stars in low-mass galaxies and correspondingly reduces the contribution of AGN. In this section we examine the robustness of our results by exploring six different combinations of $f_{\text{esc}}^{\text{bh}}$ and $\langle f_{\text{esc}}^{\text{sf}} \rangle$ in Sec. 4.1 and two different stellar population synthesis models in Sec. 4.2 in order to explore the physically plausible parameter space.

4.1 Alternative models for AGN and star formation escape fractions

Given that the trends of $\langle f_{\text{esc}}^{\text{sf}} \rangle$ and $f_{\text{esc}}^{\text{bh}}$ with galaxy properties are still uncertain, both theoretically and observationally, Fig. 4 shows the optical depth and emissivity predicted by the alternative models summarised in Table 2:

(i) In the first model (*Alt1*, panels a1 and a2), $f_{\text{esc}}^{\text{bh}}$ is obtained from the results of Merloni et al. (2014). We fit to the optical depth and emissivity observations to derive $\langle f_{\text{esc}}^{\text{sf}} \rangle = 0.017[(1+z)/7]^{3.8}$. This steep redshift-dependence for the escaping stellar radiation from galaxies (left-most column of Fig. 5) is required to off-set the increasing AGN contribution at $z \lesssim 5$ which is driven by the higher $f_{\text{esc}}^{\text{bh}}$ values (compared to the fiducial model) as shown in the middle column of Fig. 5. This enhances the ratio $\dot{n}_{\text{esc}}^{\text{bh}}/\dot{n}_{\text{esc}}^{\text{sf}}$ by more than one order of magnitude compared to the fiducial model at $z < 7$ (right-most column of Fig. 5). As seen from the same panel, we find that the transition mass remains almost unchanged compared to the fiducial case.

(ii) In the second model (*Alt2*, panels b1 and b2) we keep $\langle f_{\text{esc}}^{\text{sf}} \rangle$ equal to the fiducial value and maximise the escape fraction from AGN by assuming $f_{\text{esc}}^{\text{bh}} = 1$. Driven by such maximal AGN contribution, this model severely over-predicts the emissivity at $z \lesssim 5$; the optical depth, being

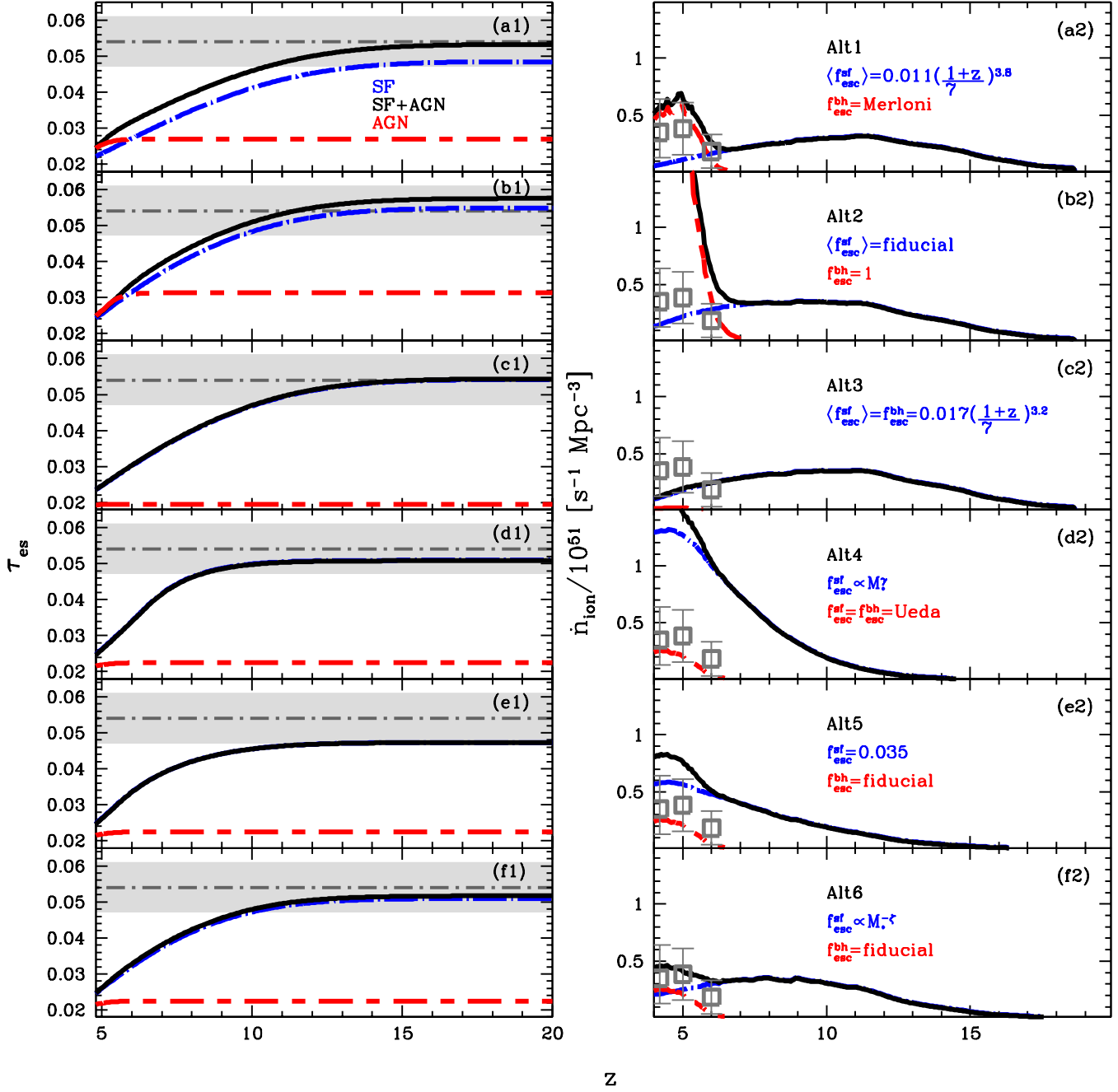


Figure 4. The redshift evolution of the electron scattering optical depth (*left column*) and the associated escaping ionizing emissivity (*right column*). In the left column, the dot-dashed horizontal line shows the central value for τ_{es} inferred by the latest Planck results (Planck Collaboration et al. 2018) with the gray striped region showing the $1 - \sigma$ errors. In the right column, open squares show the observational results (and associated error bars) calculated following the approach of Kuhlen & Faucher-Giguere (2012). In each panel, we show results for star formation+AGN (solid line), star formation (dot-dashed line) and AGN (short-long-dashed line) for the different alternative escape fraction models (*Alt1-Alt6*) discussed in Sec. 4.1 and summarised in Table 2. The model name and the f_{esc} values used for star formation and AGN are noted in each panel of the right column.

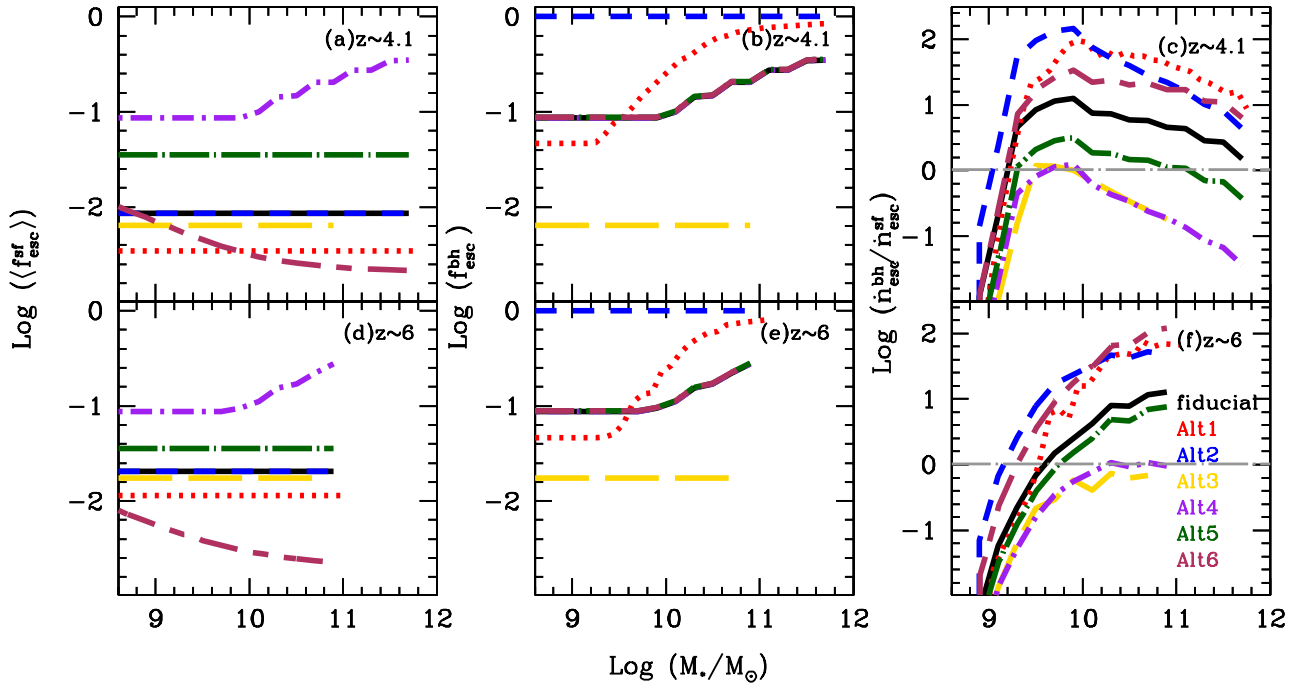


Figure 5. As a function of stellar mass, we show $\langle f_{\text{esc}}^{\text{sf}} \rangle$ (left column), $f_{\text{esc}}^{\text{bh}}$ (middle column) and the ratio between the escaping H I ionizing photon rate for AGN and stars (right column) for $z \sim 4.1$ (top row) and $z \sim 6$ (bottom row). We show results for the six different alternative escape fraction models (Alt1- Alt6) discussed in Sec. 4.1 and summarised in Table 2 and also plot the fiducial model for comparison. In the right-most column, the horizontal line shows a ratio of unity.

Table 2. For the alternative models studied in Sec. 4.1, we summarise the model name (column 1), the parameter values for $\langle f_{\text{esc}}^{\text{sf}} \rangle$ (column 2) and $f_{\text{esc}}^{\text{bh}}$ (column 3), the impact on the ratio $\dot{n}_{\text{esc}}^{\text{bh}} / \dot{n}_{\text{esc}}^{\text{sf}}$ compared to the fiducial model (column 4) and the impact on the transition mass at which AGN start dominating the escaping H I ionizing photon production rate compared to the fiducial model (column 5). We note that of models Alt1 - Alt6, only Alt1, Alt3 and Alt6 simultaneously fit τ_{es} (Planck Collaboration et al. 2018) and the redshift evolution of the H I ionizing photon emissivity. We use the *fiducial* values of the free parameters for galaxy formation as in Table 1.

Model	$\langle f_{\text{esc}}^{\text{sf}} \rangle$	$f_{\text{esc}}^{\text{bh}}$	$\dot{n}_{\text{esc}}^{\text{bh}} / \dot{n}_{\text{esc}}^{\text{sf}}$	Transition M_*
Alt1	$0.017[(1+z)/7]^{3.8}$	Merloni et al. (2014)	Increases at all M_*	Almost unchanged
Alt2	fiducial	1	Increases at all M_*	Decreases by 0.2 (0.4 dex) at $z \sim 6$ (4)
Alt3	$0.017[(1+z)/7]^{3.2}$	$0.017[(1+z)/7]^{3.2}$	Decreases at all M_*	-
Alt4	fiducial $f_{\text{esc}}^{\text{bh}} \propto M_*^\gamma$	fiducial	Decreases at all M_*	-
Alt5	0.035	Ueda et al. (2014)	Decreases at all M_* for $z \lesssim 7.5$	Increases by 0.1 dex at $z \sim 6 - 4$
Alt6	$0.1(f_*^{\text{eff}} / f_*^{\text{ej}}) \propto M_*^{-\zeta}$	fiducial	Increases for $M_* \gtrsim 10^{9.2} M_\odot$	Decreases by 0.3 dex (unchanged) at $z \sim 6$ (4)

dominated by star formation in galaxies for most of the reionization history, can still be fit within the $1 - \sigma$ error bars. As seen from the right-most panel of Fig. 5, $\dot{n}_{\text{esc}}^{\text{bh}} / \dot{n}_{\text{esc}}^{\text{sf}}$ is higher by more than one order of magnitude compared to the fiducial model. Again, a transition stellar mass exists at $z < 7$ and is only slightly lower (by about 0.2-0.4 dex) compared to the fiducial model.

(iii) In the third model (Alt3, panels c1 and c2) we consider the same redshift-dependent escape fraction for the ionizing radiation from both stellar radiation and AGN. Here, simultaneously fitting to the optical depth and emissivity values yields an escape fraction that evolves as $\langle f_{\text{esc}}^{\text{sf}} \rangle =$

$f_{\text{esc}}^{\text{bh}} = 0.017[(1+z)/7]^{3.2}$. The evolution of $\langle f_{\text{esc}}^{\text{sf}} \rangle$ and $f_{\text{esc}}^{\text{bh}}$ can be seen from the left and middle columns of Fig. 5. This model naturally results in a lower AGN contribution to the escaping ionizing radiation at all masses and redshifts as compared to the fiducial model (right most panel of the same figure). Similar to the results of model Alt4 that follows, in this model the AGN ionizing radiation contribution is minimised and only slightly exceeds that from galaxies at $M_* \sim 10^{9.5-9.8} M_\odot$ by $z \sim 4$, i.e. stellar radiation dominates the ionizing budget at effectively all masses and redshifts although the AGN contribution still increases with increasing stellar mass.

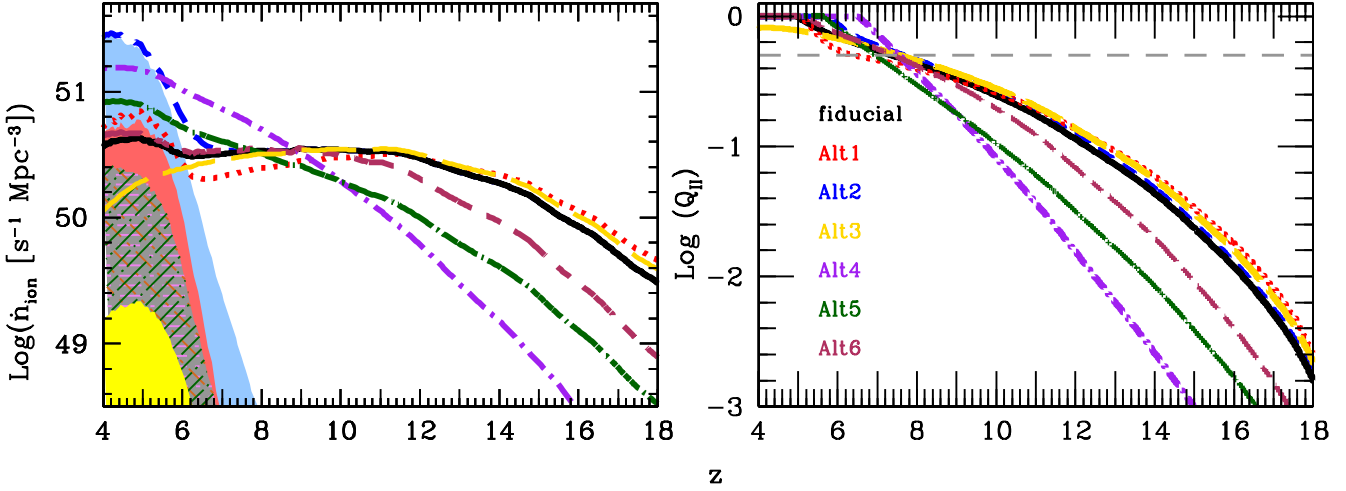


Figure 6. *Left panel:* As a function of redshift, we show the escaping H I ionizing photon emissivity. The different lines show the emissivity from star formation+AGN while the shaded regions (of the same lighter colour) show the contribution from AGN only. *Right panel:* The reionization history, expressed through the redshift evolution of the volume filling fraction of H II. The horizontal dashed line shows $\text{Log}(Q_{\text{II}}) = -0.301$, i.e. when reionization is 50% complete. The different colours in both panels show results for the fiducial and alternative escape fraction models (discussed in Sec. 4.1) as marked in the right panel.

(iv) In the fourth model (*Alt4*, panels d1 and d2) we assume $\langle f_{\text{esc}}^{\text{sf}} \rangle = f_{\text{esc}}^{\text{bh}}$ using the fiducial $f_{\text{esc}}^{\text{bh}}$ value from Ueda et al. (2014) for galaxies that have a black hole; we use $\langle f_{\text{esc}}^{\text{sf}} \rangle = 0$ for galaxies that do not host a black hole. This results in both $\langle f_{\text{esc}}^{\text{sf}} \rangle$ and $f_{\text{esc}}^{\text{bh}}$ scaling *positively* with the stellar mass as shown in the left-most and middle panels of Fig. 5. As in the previous model, this identical escape fraction for both stellar radiation and AGN results in stellar radiation dominating the ionizing budget at almost all masses and redshifts; the AGN ionizing radiation contribution only slightly exceeds that from galaxies at $M_* \sim 10^{10} M_{\odot}$ by $z \sim 4$. However, we note that this model over-predicts the emissivity from stellar sources at all redshifts and is unable to simultaneously reproduce both the values of τ_{es} and the emissivity.

(v) In the fifth model (*Alt5*, panels e1 and e2) we assume a constant $\langle f_{\text{esc}}^{\text{sf}} \rangle = 3.5\%$ and use the fiducial value for $f_{\text{esc}}^{\text{bh}}$. As seen from the bottom panels of Fig. 4, this model is unable to simultaneously reproduce both the values of τ_{es} and the emissivity. In this model, the value of $\langle f_{\text{esc}}^{\text{sf}} \rangle$ is decreased (increased) at $z \gtrsim 7.5$ ($\lesssim 7.5$) compared to the *fiducial* case as shown in the left panel of Fig. 5. Compared to the fiducial model, this results in a lower value of $n_{\text{esc}}^{\text{bh}}/n_{\text{esc}}^{\text{sf}}$ by about 0.3 (0.8 dex) at $z \sim 6$ ($z \sim 4.1$) and the transition mass increases negligibly (by ~ 0.1 dex) at $z = 4 - 6$.

(vi) In the sixth model (*Alt6*, panels f1 and f2), while we use the fiducial value for $f_{\text{esc}}^{\text{bh}}$, we assume that $\langle f_{\text{esc}}^{\text{sf}} \rangle$ scales with the ejected gas fraction such that $\langle f_{\text{esc}}^{\text{sf}} \rangle = f_0 (J_*^{\text{eff}}/J_*^{\text{ej}})$. This naturally results in $\langle f_{\text{esc}}^{\text{sf}} \rangle$ decreasing with an increasing halo (and stellar) mass. A value of $f_0 = 0.1$ is required to simultaneously fit both the optical depth and emissivity constraints as shown in the same figure. In this model, the increasing suppression of the star formation rate in low-mass halos due to both supernova and reionization feedback

naturally leads to a downturn in the stellar emissivity with decreasing redshift. As shown in Fig. 5, in this model the $\langle f_{\text{esc}}^{\text{sf}} \rangle$ values lie below the fiducial one for all $M_* \gtrsim 10^{8.4} M_{\odot}$ at $z \sim 6$. However, by $z \sim 4$, the $\langle f_{\text{esc}}^{\text{sf}} \rangle$ values for the lowest mass halos ($\sim 10^{8.6} M_{\odot}$) approach the values for the fiducial model. Compared to the fiducial model, this results in an increasing $n_{\text{esc}}^{\text{bh}}/n_{\text{esc}}^{\text{sf}}$ with increasing stellar mass, specially for $M_* \gtrsim 10^{9.2} M_{\odot}$. This naturally leads a transition mass that is lower than that in the fiducial model by about 0.3 dex at $z \sim 6$, whilst being almost identical at $z \sim 4$.

To summarise, the possible range of $\langle f_{\text{esc}}^{\text{sf}} \rangle$ and $f_{\text{esc}}^{\text{bh}}$ combinations (ranging from redshift-dependent to constant to scaling both positively and negatively with stellar mass) have confirmed our key results: the AGN contribution of ionizing photons is subdominant at all galaxy masses at $z > 7$ and increases with stellar mass at $z < 7$. Additionally, we have confirmed the existence of a “transition” stellar mass (at which AGN overtake the stellar contribution to the escaping ionizing radiation) which decreases with decreasing redshift. Stars dominate all the way through the mass function only when the stellar mass dependence of $\langle f_{\text{esc}}^{\text{sf}} \rangle$ is steeper than $f_{\text{esc}}^{\text{bh}}$ or if we assume the same f_{esc} values for both star formation and AGN (i.e. the *Alt3* and *Alt4* models); in this case, naturally, the transition mass no longer exists.

4.2 Alternative stellar population synthesis models

In addition to the fiducial *SB99* model, we have considered two other population synthesis models: BPASS binaries (BPB; Eldridge et al. 2017) and Starburst99 including stripped binaries (SB99+sb; Götzberg et al. 2019). The time

Table 3. The parameter values for the z -evolution of the escape fraction, $\langle f_{\text{esc}}^{\text{sf}} \rangle = f_0[(1+z)/7]^\beta$ for different models constrained to simultaneously fit τ_{es} (Planck Collaboration et al. 2018) that combines polarisation, lensing and temperature data, and the redshift evolution of the H I ionizing photon emissivity (see text). We use the *fiducial* value for $f_{\text{esc}}^{\text{bh}}$ and the same values of the free parameters for galaxy formation as in Table 1.

SPS Model	Sources	$f_0 \times 100$	β
SB99	SF	2.0	2.8
SB99	SF+AGN	1.85	2.8
BPB	SF	0.46	2.8
BPB	SF+AGN	0.43	2.8
SB99+sb	SF	1.7	2.8
SB99+sb	SF+AGN	1.6	2.8

evolution of the intrinsic ionizing and UV photons from star formation in the BPB model can be expressed as:

$$\dot{n}_{\text{int}}^{\text{sf}}(t) = 10^{47.25} - 2.28 \log\left(\frac{t}{2 \text{ Myr}}\right) + 0.6 [\text{s}^{-1}], \quad (14)$$

$$L_{\text{UV}}(t) = 10^{33.0} - 1.2 \log\left(\frac{t}{2 \text{ Myr}}\right) + 0.5 [\text{erg s}^{-1} \text{ \AA}^{-1}]. \quad (15)$$

In the SB99+sb model, these quantities evolve as:

$$\dot{n}_{\text{int}}^{\text{sf}}(t) = 10^{46.7} - 2.3 \log\left(\frac{t}{2 \text{ Myr}}\right) [\text{s}^{-1}], \quad (16)$$

$$L_{\text{UV}}(t) = 10^{33.01} - 1.3 \log\left(\frac{t}{2 \text{ Myr}}\right) + 0.49 [\text{erg s}^{-1} \text{ \AA}^{-1}] \quad (17)$$

The rest-frame UV luminosity has almost the same normalisation and time-evolution in all three models (SB99, BPB, SB99+sb) resulting in the same UV LFs. However, as seen from Eqns. 5, 15 and 17, the slope of the time evolution of \dot{n}_{int} is much shallower in the BPB and SB99+sb models compared to the fiducial (SB99) model. We re-tune $\langle f_{\text{esc}}^{\text{sf}} \rangle$ for each of these models to match to the reionization data (τ_{es} and the emissivity) using the fiducial $f_{\text{esc}}^{\text{bh}}$ values, the results of which are summarised in Table 3. As seen, while the slope of the redshift dependence of $\langle f_{\text{esc}}^{\text{sf}} \rangle$ remains unchanged ($\beta = 2.8$), the normalisation (f_0) is the lowest for the BPB model as compared to SB99 by a factor 4.6; the SB99 and SB99+sb models on the other hand only differ by a factor 1.17. Finally, the lower $\langle f_{\text{esc}}^{\text{sf}} \rangle$ values compensate for a higher intrinsic production rate to result in the same $\dot{n}_{\text{esc}}^{\text{sf}}$ value as a function of M_* . These different stellar populations, therefore, have no bearing on our result regarding the relative AGN/starlight contribution to the ionizing radiation for different galaxy stellar masses.

5 REIONIZATION HISTORY AND THE CUMULATIVE AGN CONTRIBUTION

We start with a recap of the total (star formation+AGN) ionizing emissivity for all the different models considered in

this work in (the left-panel of) Fig. 6. In all models, the ionizing emissivity from star formation dominates at $z > 6$ and is virtually indistinguishable for all the models (fiducial, *Alt1*, *Alt2* and *Alt3*) that use a redshift dependent $\langle f_{\text{esc}}^{\text{sf}} \rangle$ value. The redshift evolution of the emissivity is the steepest for the *Alt4* model where $\langle f_{\text{esc}}^{\text{sf}} \rangle \propto M_*$. With its constant value of $\langle f_{\text{esc}}^{\text{sf}} \rangle = 0.035$, model *Alt5* shows the shallowest slope. Given its lower $\langle f_{\text{esc}}^{\text{sf}} \rangle$ values for all stellar masses at high-redshifts, the *Alt6* model naturally shows a lower ionizing emissivity compared to fiducial; the stellar emissivity from the *Alt6* model converges to the fiducial one by $z \sim 9$ as a result of the decreasing $\langle f_{\text{esc}}^{\text{sf}} \rangle$ values for the latter. As expected, the AGN contribution is the lowest for the model *Alt3* where $\langle f_{\text{esc}}^{\text{sf}} \rangle = f_{\text{esc}}^{\text{bh}}$ = a decreasing function of redshift (as shown in the same panel). It then increases by a factor of 3 from the fiducial case to the *Alt1* case and reaches its maximum for the *Alt2* case where $f_{\text{esc}}^{\text{bh}} = 1$.

We then discuss reionization history, expressed through the redshift evolution of the volume filling fraction of ionized hydrogen (Q_{II}), as shown in (the right-panel of) Fig. 6. Interestingly, despite the range and trends used for $\langle f_{\text{esc}}^{\text{sf}} \rangle$ and $f_{\text{esc}}^{\text{bh}}$, reionization is 50% complete in all cases in the very narrow redshift range of $z \sim 6.6 - 7.6$. Further, we find an end redshift of reionization value of $z_{\text{re}} \sim 5 - 6.5$ in all the models studied here except *Alt3*. In this model, the decrease in the star formation emissivity (driven by the decrease of $\langle f_{\text{esc}}^{\text{sf}} \rangle$) with decreasing redshift is not compensated by an increasing AGN contribution as in the other models; as a result, reionization does not finish even by $z \sim 4$. Given that star formation in low-mass halos is the key driver of reionization, it is not surprising to see that reionization finishes first ($z_{\text{re}} \sim 6.5$) in the *Alt4* model that has the largest value of $\langle f_{\text{esc}}^{\text{sf}} \rangle$. Models *Alt2* and *Alt5* show a similar $z_{\text{re}} \sim 5.8$ driven by an increasing contribution from star formation and AGN, respectively. Finally, given their lower values of the total ionizing emissivity at $z \lesssim 7$, reionization ends at $z_{\text{re}} \sim 5$ in the fiducial, *Alt1* and *Alt6* models.

Finally, we show the AGN contribution to the cumulative ionizing emissivity as a function of redshift in Fig. 7. As seen, AGN contribute at most 1% of the total escaping ionizing photon rate by $z \sim 4$ in the *Alt3* model. This increases to $\sim 10\%$ of the total ionizing emissivity for the fiducial and *Alt4-Alt6* cases. Compared to the fiducial case, the higher $f_{\text{esc}}^{\text{bh}}$ in the *Alt1* case results in an AGN contribution as high as 25% by $z \sim 4$. Finally, the *Alt2* case ($f_{\text{esc}}^{\text{bh}} = 1$) provides the upper limit to the AGN contribution. Here, AGN contribute as much as galaxies to the cumulative emissivity by $z \sim 4.4$.

In addition to the fiducial model, only *Alt1*, *Alt3* and *Alt6* are able to simultaneously reproduce the emissivity and optical depth constraints. However, as seen above, the *Alt3* model does not have enough ionizing photons to finish the process of reionization. This leaves us with three physically plausible models - the fiducial one, *Alt1* and *Alt6*. In these, the AGN contribution to the total emissivity is subdominant at all z ; AGN contribute about 0.5 - 1% to the cumulative ionizing emissivity by $z \sim 6$ that increases to 10 - 25% by $z = 4$.

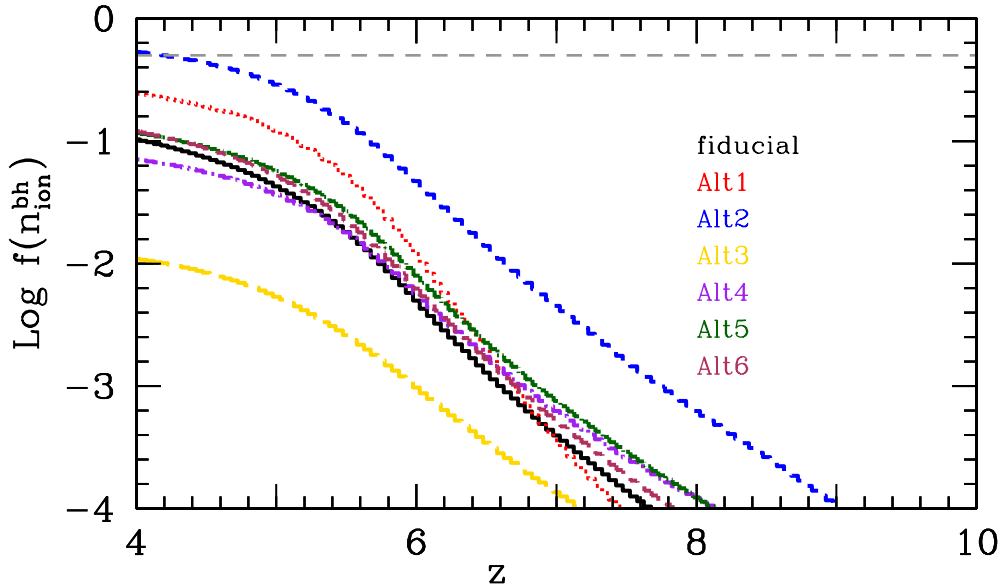


Figure 7. The cumulative fraction of ionizing photons contributed by AGN as a function of redshift; the horizontal short-dashed line shows the 50% contribution to the cumulative ionizing emissivity for the various models discussed in this work (see Sec. 4.1 for details), as marked.

6 CONCLUSIONS

In this paper, we have studied the contribution of AGN to hydrogen reionization. Our model includes a delayed growth of black holes in galaxies via suppression of black hole accretion in low-mass galaxies, caused by supernova feedback. Furthermore, in our model each accreting black hole has a spectral energy distribution that depends on the black hole mass and accretion rate. Given that the escape fractions for both star formation and AGN remain poorly understood, we have explored a wide range of combinations for these (ranging from redshift-dependent to constant to scaling both positively and negatively with stellar mass). Using these models, we find the following key results:

- The *intrinsic* production rate of ionizing photons for both star formation and AGN scales positively with stellar mass with star formation dominating at all masses and redshifts.

- Irrespective of the escape fraction values used, the AGN contribution to the *escaping* ionizing photons is always sub-dominant at all galaxy masses at $z > 7$. In the case that the stellar mass dependence of $\langle f_{\text{esc}}^{\text{sf}} \rangle$ is shallower than $f_{\text{esc}}^{\text{bh}}$, at $z < 7$ a “transition” stellar mass exists above which AGN dominate the escaping ionizing photon production rate. This transition stellar mass decreases with redshift from being equal to the knee of the stellar mass function at $z \sim 6.8$ to being an order of magnitude less than the knee by $z = 4$.

- Overall, the ionizing budget is dominated by stellar radiation from low-mass ($M_* < 10^9 M_\odot$) galaxies down to $z \gtrsim 6$ in all models. In the fiducial model, at $z = 6$ AGN and stars in $M_* > 10^9 M_\odot$ contribute equally to the ionizing budget ($\sim 15\%$ of the total). However at $z < 5.5$, the AGN contribution (driven by $M_{\text{bh}} > 10^6 M_\odot$ black holes in

$M_* \gtrsim 10^9 M_\odot$ galaxies) overtakes that from star formation in $M_* < 10^9 M_\odot$ galaxies. The contribution from star formation in high-mass ($M_* > 10^9 M_\odot$) galaxies is sub-dominant at all redshifts, reaching a maximum value of 20% of the total ionizing budget at $z \lesssim 6$.

- Different stellar population synthesis models (SB99, BPB, SB99+sb) have no bearing on our result regarding the relative AGN/starlight contribution to the ionizing radiation for different galaxy stellar masses.

- For all models that match the observed reionization constraints (electron scattering optical depth and the ionizing emissivity) and where reionization finishes by $z \sim 5$, AGN can contribute as much as 50 – 83% of the emissivity at $z = 5$. However, AGN only contribute 0.5 – 1% to the *cumulative* ionizing emissivity by $z \sim 6$ that increases to 10 – 25% by $z = 4$.

ACKNOWLEDGMENTS

PD acknowledges support from the European Research Council’s starting grant ERC StG-717001 (“DELPHI”), from the NWO grant 016.VIDI.189.162 (“ODIN”) and the European Commission’s and University of Groningen’s CO-FUND Rosalind Franklin program. MV and MT acknowledge funding from the European Research Council under the European Community’s Seventh Framework Programme (FP7/2007-2013 Grant Agreement no. 614199, project “BLACK”). TRC acknowledges support from the Associateship Scheme of ICTP. MV and RS acknowledge support from the Amaldi Research Center funded by the MIUR program “Dipartimento di Eccellenza” (CUP:B81I18001170001). MT is supported by Deutsche Forschungsgemeinschaft (DFG,

German Research Foundation) under Germany's Excellence Strategy EXC-2181/1 - 390900948 (the Heidelberg STRUCTURES Cluster of Excellence). HA is supported by the Centre National d'Etudes Spatiales (CNES). MH acknowledges financial support from the Carlsberg Foundation via a Semper Ardens grant (CF15-0384). Finally, PD and MV thank La Sapienza for their hospitality, where the bulk of this work was carried out and thank D. Stark and P. Oesch for their insightful comments.

REFERENCES

- Becker G. D., Bolton J. S., Haehnelt M. G., Sargent W. L. W., 2011, *MNRAS*, 410, 1096
- Becker G. D., Bolton J. S., Madau P., Pettini M., Ryan-Weber E. V., Venemans B. P., 2015, *MNRAS*, 447, 3402
- Borthakur S., Heckman T. M., Leitherer C., Overzier R. A., 2014, *Science*, 346, 216
- Bouwens R. J., Illingworth G. D., Oesch P. A., et. al., 2012, *ApJ*, 752, L5
- Bower R. G., Schaye J., Frenk C. S., Theuns T., Schaller M., Crain R. A., McAlpine S., 2017, *MNRAS*, 465, 32
- Chardin J., Haehnelt M. G., Aubert D., Puchwein E., 2015, *MNRAS*, 453, 2943
- Chardin J., Puchwein E., Haehnelt M. G., 2017, *MNRAS*, 465, 3429
- Choudhury T. R., Ferrara A., 2007, *MNRAS*, 380, L6
- Dayal P., Choudhury T. R., Bromm V., Pacucci F., 2017a, *ApJ*, 836, 16
- Dayal P., Choudhury T. R., Pacucci F., Bromm V., 2017b, *MNRAS*, 472, 4414
- Dayal P., Ferrara A., 2018, *Phys. Rep.*, 780, 1
- Dayal P., Ferrara A., Dunlop J. S., Pacucci F., 2014, *MNRAS*, 445, 2545
- Dayal P., Rossi E. M., Shiralilou B., Piana O., Choudhury T. R., Volonteri M., 2019, *MNRAS*, 486, 2336
- Done C., Davis S. W., Jin C., Blaes O., Ward M., 2012, *MNRAS*, 420, 1848
- Dubois Y., Volonteri M., Silk J., Devriendt J., Slyz A., Teyssier R., 2015, *MNRAS*, 452, 1502
- Duncan K., Conselice C. J., 2015, *MNRAS*, 451, 2030
- Eldridge J. J., Stanway E. R., Xiao L., McClelland L. A. S., Taylor G., Ng M., Greis S. M. L., Bray J. C., 2017, *PASA*, 34, e058
- Faucher-Giguère C.-A., Lidz A., Hernquist L., Zaldarriaga M., 2008, *ApJ*, 688, 85
- Ferland G. J. et al., 2013, *Rev. Mexicana Astron. Astrofis.*, 49, 137
- Finkelstein S. L. et al., 2019, *ApJ*, 879, 36
- Finkelstein S. L., Papovich C., Ryan R. E., et. al., 2012, *ApJ*, 758, 93
- Giallongo E., Grazian A., Fiore F., et. al., 2015, *Astronomy and Astrophysics*, 578, A83
- Giallongo E. et al., 2019, *ApJ*, 884, 19
- Götberg Y., de Mink S. E., Groh J. H., Leitherer C., Norman C., 2019, *A&A*, 629, A134
- Grazian A., Fontana A., Santini P., et. al., 2015, *A&A*, 575, A96
- Grazian A. et al., 2018, *A&A*, 613, A44
- Haardt F., Madau P., 2012, *ApJ*, 746, 125
- Hassan S., Davé R., Mitra S., Finlator K., Ciardi B., Santos M. G., 2018, *MNRAS*, 473, 227
- Klypin A., Kravtsov A. V., Valenzuela O., Prada F., 1999, *ApJ*, 522, 82
- Kuhlen M., Faucher-Giguère C.-A., 2012, *MNRAS*, 423, 862
- Kulkarni G., Worseck G., Hennawi J. F., 2019, *MNRAS*, 488, 1035
- Liu C., Mutch S. J., Angel P. W., Duffy A. R., Geil P. M., Poole G. B., Mesinger A., Wyithe J. S. B., 2016, *MNRAS*, 462, 235
- Madau P., Fragos T., 2017, *ApJ*, 840, 39
- Madau P., Haardt F., 2015, *ApJ*, 813, L8
- Madau P., Haardt F., Rees M. J., 1999, *ApJ*, 514, 648
- McGreer I. D., Fan X., Jiang L., Cai Z., 2018, *AJ*, 155, 131
- Merloni A. et al., 2014, *MNRAS*, 437, 3550
- Micheva G., Iwata I., Inoue A. K., 2017, *MNRAS*, 465, 302
- Mitra S., Choudhury T. R., Ferrara A., 2015, *MNRAS*, 454, L76
- Mitra S., Choudhury T. R., Ferrara A., 2018, *MNRAS*, 473, 1416
- Moore B., Quinn T., Governato F., Stadel J., Lake G., 1999, *MNRAS*, 310, 1147
- Naidu R. P., Tacchella S., Mason C. A., Bose S., Oesch P. A., Conroy C., 2019, *arXiv e-prints*, arXiv:1907.13130
- Oke J. B., Gunn J. E., 1983, *Astrophysical Journal*, 266, 713
- Onoue M. et al., 2017, *ApJ*, 847, L15
- Paardekooper J.-P., Khochfar S., Dalla Vecchia C., 2015, *MNRAS*, 451, 2544
- Pawlik A. H., Schaye J., van Scherpenzeel E., 2009, *MNRAS*, 394, 1812
- Planck Collaboration, Ade P. A. R., Aghanim N., Arnaud M., et al., 2016, *A&A*, 594, A13
- Planck Collaboration, Aghanim N., Akrami Y. e. a., 2018, *arXiv e-prints*, arXiv:1807.06209
- Puchwein E., Haardt F., Haehnelt M. G., Madau P., 2019, *MNRAS*, 485, 47
- Qin Y. et al., 2017, *MNRAS*, 472, 2009
- Ricci F., Marchesi S., Shankar F., La Franca F., Civano F., 2017, *MNRAS*, 465, 1915
- Robertson B. E., Ellis R. S., Furlanetto S. R., Dunlop J. S., 2015, *ApJ*, 802, L19
- Salpeter E. E., 1955, *ApJ*, 121, 161
- Salvaterra R., Ferrara A., Dayal P., 2011, *MNRAS*, 414, 847
- Shakura N. I., Sunyaev R. A., 1973, *A&A*, 24, 337
- Shapiro P. R., Giroux M. L., 1987, *ApJ*, 321, L107
- Sharma M., Theuns T., Frenk C., Bower R., Crain R., Schaller M., Schaye J., 2016, *MNRAS*, 458, L94
- Shull J. M., van Steenberg M. E., 1985, *ApJ*, 298, 268
- Somerville R. S., 2002, *ApJ*, 572, L23
- Song M., Finkelstein S. L., Ashby M. L. N., et. al., 2016, *ApJ*, 825, 5
- Thomas A. D., Groves B. A., Sutherland R. S., Dopita M. A., Kewley L. J., Jin C., 2016, *ApJ*, 833, 266

- Trebtsch M., Volonteri M., Dubois Y., Madau P., 2018, MNRAS, 478, 5607
 Ueda Y., Akiyama M., Hasinger G., Miyaji T., Watson M. G., 2014, ApJ, 786, 104
 Volonteri M., Gnedin N. Y., 2009, ApJ, 703, 2113
 Volonteri M., Reines A. E., Atek H., Stark D. P., Trebtsch M., 2017, ApJ, 849, 155
 Volonteri M., Stark D. P., 2011, MNRAS, 417, 2085
 Weigel A. K., Schawinski K., Treister E., Urry C. M., Koss M., Trakhtenbrot B., 2015, MNRAS, 448, 3167
 Wise J. H., Demchenko V. G., Halicek M. T., Norman M. L., Turk M. J., Abel T., Smith B. D., 2014, MNRAS, 442, 2560
 Worseck G., Prochaska J. X., Hennawi J. F., McQuinn M., 2016, ApJ, 825, 144
 Yajima H., Choi J.-H., Nagamine K., 2011, MNRAS, 412, 411
 Yoshiura S., Hasegawa K., Ichiki K., Tashiro H., Shimabukuro H., Takahashi K., 2017, MNRAS, 471, 3713

APPENDIX A: IONIZING PROPERTIES AS A FUNCTION OF BLACK HOLE PROPERTIES

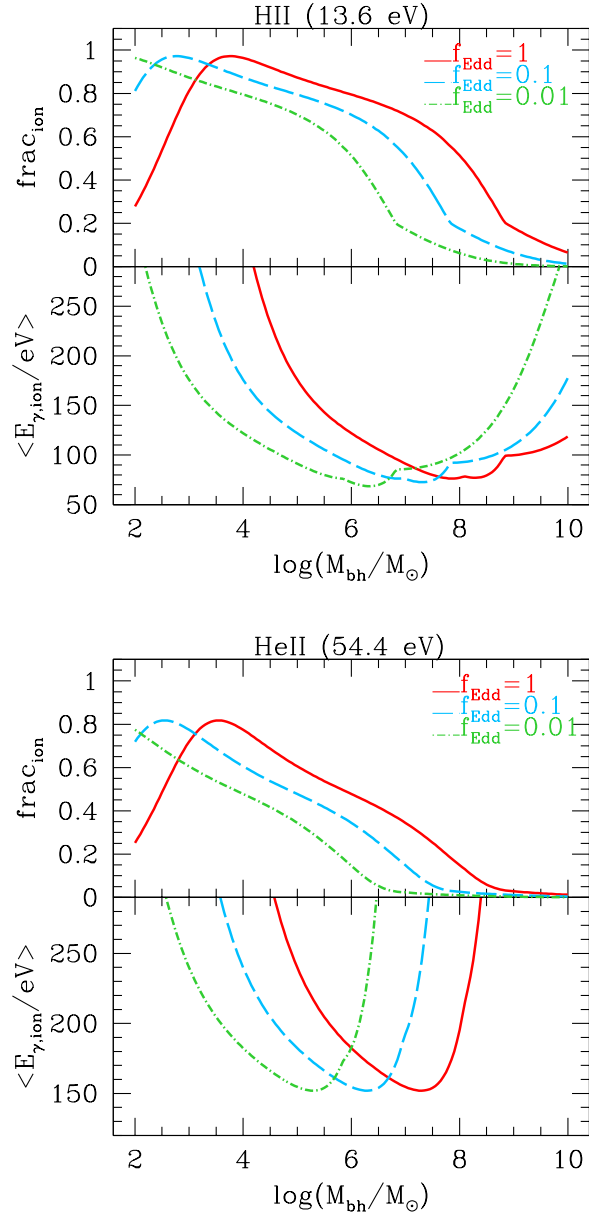


Figure A1. As a function of black hole mass, the panels (top to bottom) show the fraction of luminosity emitted in photons above 13.6 eV and the mean energy of such photons, the fraction of luminosity emitted in photons above 54.4 eV and the mean energy of such photons. Solid: for a black hole at the Eddington luminosity; dashed: for a black hole at 10% of the Eddington luminosity; dot-dashed: for a black hole at 1% of the Eddington luminosity.