



Search for supersymmetry with Higgs boson to diphoton decays using the razor variables at $\sqrt{s} = 13$ TeV

The CMS Collaboration ^{*}

CERN, Switzerland



ARTICLE INFO

Article history:

Received 1 September 2017
 Received in revised form 14 November 2017
 Accepted 1 December 2017
 Available online 31 January 2018
 Editor: M. Doser

Keywords:

CMS
 Physics
 Higgs

ABSTRACT

An inclusive search for anomalous Higgs boson production in the diphoton decay channel and in association with at least one jet is presented, using LHC proton–proton collision data collected by the CMS experiment at a center-of-mass energy of 13 TeV and corresponding to an integrated luminosity of 35.9 fb^{-1} . The razor variables M_R and R^2 , as well as the momentum and mass resolution of the diphoton system, are used to categorize events into different search regions. The search result is interpreted in the context of strong and electroweak production of supersymmetric particles. We exclude bottom squark pair-production with masses below 450 GeV for bottom squarks decaying to a bottom quark, a Higgs boson, and the lightest supersymmetric particle (LSP) for LSP masses below 250 GeV. For wino-like chargino–neutralino production, we exclude charginos with mass below 170 GeV for LSP masses below 25 GeV. In the GMSB scenario, we exclude charginos with mass below 205 GeV for neutralinos decaying to a Higgs boson and a goldstino LSP with 100% branching fraction.

© 2018 The Author(s). Published by Elsevier B.V. This is an open access article under the CC BY license (<http://creativecommons.org/licenses/by/4.0/>). Funded by SCOAP³.

1. Introduction

The discovery of the Higgs boson [1–3], the first fundamental scalar particle ever observed, has opened a new window for exploring physics not described by the standard model (SM) of particle physics. Many models of physics beyond the standard model (BSM) postulate the existence of cascade decays of heavy states involving Higgs bosons [4,5]. In the minimal supersymmetric standard model (MSSM) [6], Higgs bosons may be produced in a variety of ways. The bottom squark, the supersymmetric partner of the bottom quark, produced via the strong interaction, may decay to a Higgs boson, quarks, and the lightest supersymmetric particle (LSP). Similarly charginos or neutralinos produced through the electroweak interaction may decay to a Higgs boson and the LSP. Of particular interest are scenarios with gauge-mediated supersymmetry breaking (GMSB), where the lightest neutralino may decay to a Higgs boson and the goldstino LSP (\tilde{G}) [7,8]. The decay signature depends on whether the chargino and neutralino mixed states are dominated by the wino or higgsino components, the respective supersymmetric partners of the W and Higgs bosons. Diagrams of simplified models [9] for the scenarios considered are shown in Fig. 1. In this paper, we denote the Higgs boson as H to indicate that it is the particle observed by the ATLAS and CMS

experiments. In the MSSM, this particle is typically assumed to correspond to the lighter of the two CP-even Higgs particles and is often denoted as h. For the GMSB scenario, we consider simplified models where Higgsino-like charginos and neutralinos are nearly mass-degenerate and both chargino–neutralino and neutralino–pair production result in very similar final state signatures, and are hereafter collectively referred to as chargino–neutralino production in this paper. These examples of BSM production of Higgs bosons motivate an inclusive search for anomalous Higgs boson production that is broadly sensitive to a wide range of supersymmetric (SUSY) scenarios. Similar searches for supersymmetric particles decaying to Higgs bosons have been performed by the ATLAS and CMS collaborations in the past using 8 TeV collision data and can be found in references [10–12].

In this Letter, we present an updated search for supersymmetry events with at least one Higgs boson candidate decaying to two photons produced in association with at least one jet produced in 13 TeV proton–proton collisions. The data were collected by the CMS experiment and correspond to an integrated luminosity of 35.9 fb^{-1} [13]. The diphoton decay mode of the Higgs boson provides a good compromise between branching fraction and background rejection. The transverse momentum of the Higgs boson candidate, the expected mass resolution, and the razor variables M_R and R^2 [14,15], explained in detail in Section 4, are used to define event categories which generically enhance BSM signals relative to SM backgrounds. The potential signal is extracted from

^{*} E-mail address: cms-publication-committee-chair@cern.ch.

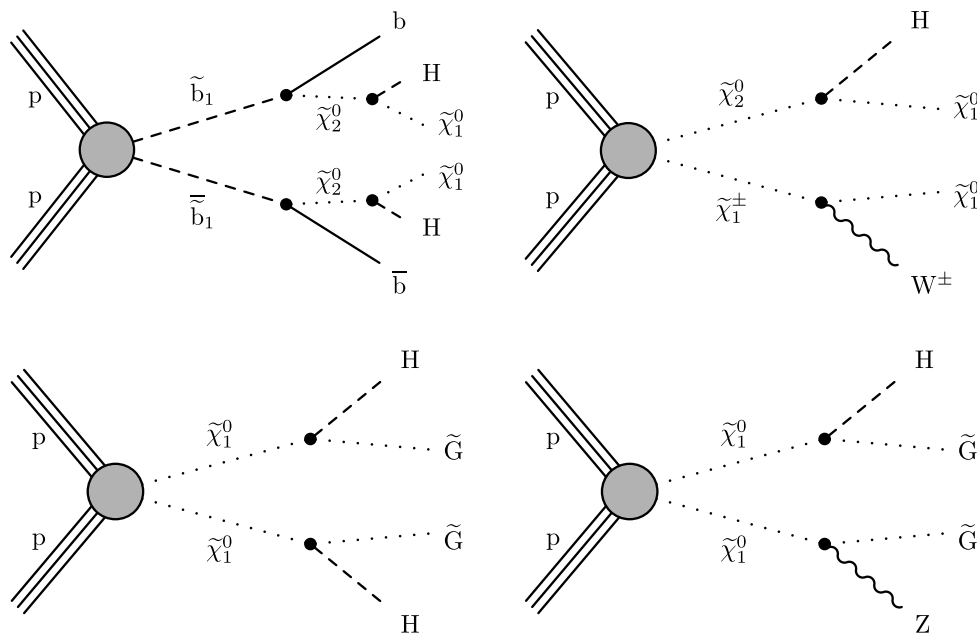


Fig. 1. Diagrams displaying the simplified models that are being considered. Upper left: bottom squark pair production; upper right: wino-like chargino–neutralino production; bottom: the two relevant decay modes for higgsino-like neutralino pair production in the GMSB scenario.

the dominant nonresonant multijet background through a fit to the diphoton mass distribution. The results of the search are interpreted in terms of simplified models of bottom squark pair production and chargino–neutralino production.

2. The CMS detector, trigger, and event reconstruction

The central feature of the CMS detector is a superconducting solenoid of 6 m internal diameter, providing a magnetic field of 3.8 T. Within the solenoid volume are a silicon pixel and strip tracker, a lead tungstate crystal electromagnetic calorimeter (ECAL), and a brass and scintillator hadron calorimeter (HCAL), each composed of a barrel and two endcap sections. Extensive forward calorimetry complements the coverage provided by the barrel and endcap detectors. Muons are measured in gas-ionization detectors embedded in the magnet steel flux-return yoke outside the solenoid. A more detailed description of the CMS detector, together with a definition of the coordinate system used and the relevant kinematic variables, can be found in Ref. [16].

Signal event candidates are recorded using a diphoton trigger, requiring the transverse energy of the leading and subleading photons to be larger than 30 GeV and 18 GeV, respectively and their invariant mass to be larger than 90 GeV. Additional requirements on the photon shower shape and isolation are imposed to reduce the background rate and improve the signal purity [17]. The efficiency of the trigger with respect to events passing the offline selection is measured to be above 98%.

Physics object candidates are reconstructed using a global event description based on the CMS particle-flow (PF) algorithm [18], which identifies particles through an optimized combination of information from the various detector subsystems. Photon candidates are selected by imposing “loose” requirements on the shower shape in the electromagnetic calorimeter, the ratio of energy measured in the HCAL to the energy measured in the ECAL, and the isolation in a cone around the direction of the photon momentum [19]. The isolation requirement is corrected for the effect of multiple proton collisions in the same or adjacent bunch crossing (pileup) by subtracting the average energy from pileup deposited in the isolation cone, estimated by averaging the energy density

over the event. Furthermore, photon candidates are rejected if they match an electron candidate that is not consistent with one leg of a conversion. The photon selection efficiency was measured to be about 90% [20] using tag and probe methods. The measured energy of photons is corrected for clustering and local geometric effects using an energy regression trained on Monte Carlo (MC) simulation [19]. This regression gives a significant improvement in the energy resolution of the photons (about 30%) and provides an estimate of the uncertainty of the energy measurement that is used to separate events into high- and low-resolution categories.

The reconstructed vertex with the largest value of summed physics-object p_T^2 is taken to be the primary pp interaction vertex (PV). The physics objects used in this context are the objects returned by a jet finding algorithm [21,22] applied to all charged tracks associated with the vertex under consideration, plus the corresponding associated missing transverse momentum.

The charged PF candidates associated with the PV and the neutral PF candidates are clustered into jets using the anti- k_T algorithm [21] with a distance parameter $R = 0.4$, as implemented in the FASTJET package [22]. The jet momentum is determined as the vectorial sum of all particle momenta in the jet. Jet energy corrections are derived based on a combination of simulation studies, accounting for the nonlinear detector response and the presence of pileup, together with in-situ measurements of the energy balance in dijet and γ +jet events using the methods described in Ref. [23]. For this analysis, jets with $|\eta| < 3.0$ that do not overlap with any identified photon are selected by requiring $\Delta R = \sqrt{(\Delta\eta)^2 + (\Delta\phi)^2} > 0.5$ between photon and jet candidates. The combined secondary vertex (CSVv2) tagging algorithm [24] is used to identify jets originating from the hadronization of b quarks. A loose working point is chosen that yields an efficiency above 80% and a mistag rate for light-flavor jets that is approximately 10%. The negative vector sum of the reconstructed p_T of all PF candidates in an event defines the missing transverse momentum \vec{p}_T^{miss} in the event, and its magnitude is referred to as p_T^{miss} . Events with detector- and beam-related noise that can mimic event topologies with high energy and large p_T^{miss} are filtered out by use of dedicated noise reduction algorithms [25–27].

3. Event simulation

Simulated event samples are used to model the SM Higgs backgrounds in the search regions, and to calculate the selection efficiencies for SUSY signal models. Samples of SM Higgs production via gluon fusion, vector boson fusion, associated production with a W or a Z boson, $b\bar{b}H$, and $t\bar{t}H$ are generated using the next-to-leading order (NLO) MADGRAPH5_aMC@NLO v2.2.2 [28] event generator. The Higgs mass is assumed to be 125.0 GeV for the simulated event samples and is within the uncertainty of the currently best measured value [29]. For the gluon fusion production mode, the sample is generated with up to two extra partons to model initial-state radiation (ISR) calculated at the matrix element level with NLO accuracy with the matching scheme described in reference [30]. The SUSY signal MC samples are generated using MADGRAPH5_aMC@NLO at leading order accuracy with up to two extra partons in the matrix element calculations with the matching scheme described in reference [31]. In both cases, PYTHIA v8.2 [32] is used to model the fragmentation and parton showering with the CUETP8M1 tune [33]. The NNPDF3.0LO and NNPDF3.0NLO [34] parton distribution functions (PDFs) are used for the LO and NLO accuracy generators respectively. The SM Higgs background and bottom squark pair-production signal samples are simulated using a GEANT4-based model [35] of the CMS detector, while the chargino–neutralino and neutralino–pair production signal samples are simulated with the CMS fast simulation package [36]. While generally providing an accurate description, the fast simulation does sometimes yield inaccurate predictions of the missing transverse momentum tail. These inaccuracies are accounted for by larger systematic uncertainties for the signal yield prediction in the relevant phase space estimated as the difference between signal yields predicted using the generator level missing transverse momentum and the missing transverse momentum reconstructed based on the fast simulation. All simulated events include the effects of pileup and are processed with the same chain of reconstruction programs used for collision data.

To improve the MADGRAPH modeling of ISR in the SUSY signal MC samples, we apply a correction as a function of the multiplicity of ISR jets for sbottom pair production, and as a function of the transverse momentum (p_T^{ISR}) of the chargino–neutralino system for chargino–neutralino production, derived from studies of $t\bar{t}$ and Z+jets events, respectively. The correction factors vary between 0.92 and 0.51 for ISR jet multiplicity between one and six, and between 1.18 and 0.78 for p_T^{ISR} between 125 and 600 GeV. The correction has a small effect on the signal yields at the level of about 1%. The full size of this correction is taken as a systematic uncertainty.

The Higgs production cross sections are obtained from the recommendations of the LHC Yellow Report 4 of the LHC Higgs Cross Section Working Group [37]. The SUSY signal production cross sections are calculated to NLO plus next-to-leading logarithmic (NLL) accuracy [38–43], assuming all SUSY particles other than those in the relevant diagram to be too heavy to participate in the interaction. These NLO+NLL cross sections and their associated uncertainties [43] are used to derive the exclusion limits on the masses of SUSY particles.

4. Event selection and search categories

We select events with two photons that satisfy the selection criteria described above. Both photons must be in the barrel region of the electromagnetic calorimeter, with $|\eta| < 1.44$, and have $p_T > 20$ GeV. At least one of the two photons must have $p_T > 40$ GeV. If multiple photon pairs are identified, the pair with the largest scalar

sum of the transverse momenta is chosen as the Higgs boson candidate in the event. The Higgs boson candidate mass is required to be between 103 GeV and 160 GeV in order to cover a sufficiently large background dominated sideband region.

The Higgs boson candidate and any additional identified jets with $p_T > 30$ GeV and $|\eta| < 3.0$ are clustered into two hemispheres (megajets) according to the Razor megajet algorithm [15], which minimizes the sum of the squared-invariant-mass values of the two megajets. To converge, the algorithm requires at least one such identified jet in the event. Next, the razor variables [14] M_R and R^2 are computed as follows:

$$M_R \equiv \sqrt{(|\vec{p}^{j_1}| + |\vec{p}^{j_2}|)^2 - (p_z^{j_1} + p_z^{j_2})^2}, \quad (1)$$

$$R^2 \equiv \left(\frac{M_T^R}{M_R} \right)^2, \quad (2)$$

where \vec{p} is the momentum of a megajet, p_z is its longitudinal component, and j_1 and j_2 are used to label the two megajets. In the definition of R^2 , the variable M_T^R is defined as:

$$M_T^R \equiv \sqrt{\frac{p_T^{\text{miss}}(p_T^{j_1} + p_T^{j_2}) - \vec{p}_T^{\text{miss}} \cdot (\vec{p}_T^{j_1} + \vec{p}_T^{j_2})}{2}}. \quad (3)$$

The razor variables M_R and R^2 provide discrimination between SUSY signal models and SM background processes with SUSY signals typically having large values of M_R and R^2 , while the SM background exhibits an exponentially falling spectrum in both variables.

The selected events are separated into four mutually exclusive categories. An event is categorized as “HighPt” if the transverse momentum of the selected Higgs boson candidate is larger than 110 GeV. Otherwise, if the event contains two b-tagged jets whose invariant mass is between 76 and 106 GeV, or between 110 and 140 GeV, it is categorized as “H($\gamma\gamma$)–HZ(bb)”. The remaining events are categorized as “HighRes” and “LowRes” if the diphoton mass resolution estimate σ_M/M is smaller or larger than 0.85%, respectively, where σ_M is computed as:

$$\sigma_M = \frac{1}{2} \sqrt{(\sigma_{E\gamma 1}/E_{\gamma 1})^2 + (\sigma_{E\gamma 2}/E_{\gamma 2})^2}, \quad (4)$$

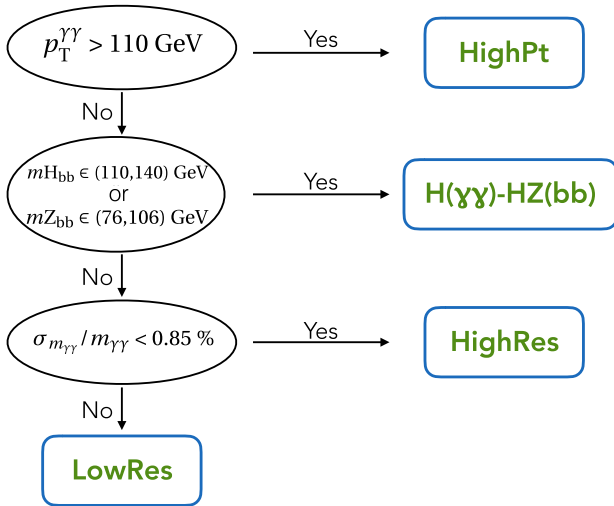
where $E_{\gamma 1,2}$ is the energy of each photon and $\sigma_{E\gamma 1,2}$ is the estimated energy resolution for each photon. A graphical representation of the categorization procedure is shown in Fig. 2. The “HighPt” category isolates SUSY events producing high- p_T Higgs bosons; the “H($\gamma\gamma$)–HZ(bb)” category isolates SUSY signals that produce two Higgs bosons or a Higgs boson and a Z boson in the final state; and the HighRes and LowRes categories further improve the discrimination between signal and background in the remaining event sample. The “H($\gamma\gamma$)–HZ(bb)” category combines events with two Higgs bosons or a Higgs boson and a Z boson in order to achieve a sufficiently large number of events in the sideband for the background estimation method described in Section 5 to remain unbiased.

Each event category is further divided into bins in the M_R and R^2 variables, which define the exclusive search regions. A significant excess of events above the SM expectation in one or several bins would provide evidence of BSM physics. The search regions are chosen based on an optimization procedure that maximizes the expected sensitivity to the simplified bottom squark pair production model discussed further in Section 7, and are summarized in Table 1. The bins in the M_R and R^2 variables are kept identical for the HighRes and LowRes categories to allow for simultaneous signal extraction, since the ratio of the event yields in these two categories does not depend on the details of the signal model.

Table 1

A summary of the search region bins in each category is presented. The functional form used to model the non-resonant background is also listed. An exponential function of the form $e^{-am_{\gamma\gamma}}$ is denoted as “single-exp”; a linear combination of two independent exponential functions of the form $e^{-am_{\gamma\gamma}}$ and $e^{-bm_{\gamma\gamma}}$ is denoted as “two-exp”; a modified exponential function of the form $e^{-am_{\gamma\gamma}^b}$ is denoted as “mod-exp”; and a Bernstein polynomial of degree n [44] is denoted by “poly- n ”. The bin labels 9–13 are used for both the HighRes and LowRes categories because the data in these categories are always fitted simultaneously with potentially different nonresonant background models used. Further details on the simultaneous fit are discussed in Section 5.

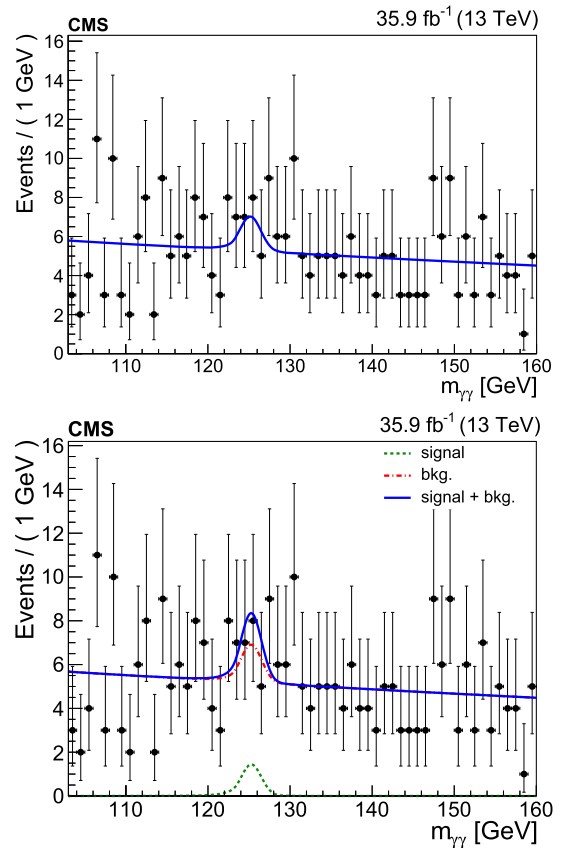
Bin number	Category	M_R (GeV)	R^2	Nonresonant bkg. model
0	HighPt	≥ 600	≥ 0.025	single-exp
1	HighPt	150–600	≥ 0.130	single-exp
2	HighPt	≥ 1250	0.000–0.025	single-exp
3	HighPt	150–450	0.000–0.130	poly-3
4	HighPt	450–600	0.000–0.035	poly-3
5	HighPt	450–600	0.035–0.130	single-exp
6	HighPt	600–1250	0.000–0.015	two-exp
7	HighPt	600–1250	0.015–0.025	single-exp
8	H($\gamma\gamma$)-HZ(bb)	≥ 150	≥ 0.0	single-exp
9	HighRes	150–250	0.000–0.175	mod-exp
	LowRes	150–250	0.000–0.175	poly-3
10	HighRes	150–250	≥ 0.175	single-exp
	LowRes	150–250	≥ 0.175	single-exp
11	HighRes	≥ 250	≥ 0.05	single-exp
	LowRes	≥ 250	≥ 0.05	poly-2
12	HighRes	250–600	0.000–0.05	poly-2
	LowRes	250–600	0.000–0.05	mod-exp
13	HighRes	≥ 600	0.000–0.05	single-exp
	LowRes	≥ 600	0.000–0.05	single-exp

**Fig. 2.** A flowchart showing the event categorization procedure.

5. Background prediction

There are two main classes of background events that pass the search selection criteria: SM Higgs production and nonresonant photon production, with either two promptly produced photons or one prompt photon and one jet that is wrongly identified as a photon. The SM Higgs background is estimated from the MC simulation, while the nonresonant background prediction is estimated using a fit to the diphoton mass distribution observed in data.

Within each search bin, we extract a potential signal by performing an unbinned extended maximum likelihood fit to the diphoton mass spectrum. An example of such a fit is shown in Fig. 3. The nonresonant background is modeled with a decaying functional form given in Table 1 for each individual search region bin. All parameters of the function are unconstrained in the fit. The functional form of the model used for each search region bin is selected on the basis of its Akaike information criterion (AIC) score [45], which quantifies the trade-off between goodness-of-

**Fig. 3.** The diphoton mass distribution in the search region bin with $M_R > 600$ GeV and $R^2 > 0.025$ in the HighPt category, along with the background-only fit (top) and the signal-plus-background fit (bottom). The red dot-dashed curve represents the fitted background prediction; the green dashed curve represents the best-fit signal; and the blue solid curve represents the sum of the best-fit signal and the background.

fit and model complexity. Each functional form is tested for fit biases with respect to a set of alternative models, all of which

Table 2

The predicted yields for an example SUSY signal and the SM Higgs boson background processes for each search region are shown for an integrated luminosity corresponding to 35.9 fb^{-1} . The signal yields given assume a bottom squark mass of 500 GeV and an LSP mass of 1 GeV. The contributions from each SM Higgs boson process are shown separately, and the total is shown in the rightmost column, along with its full uncertainty. The bin labels 9–13 are used for both the HighRes and LowRes categories as they are always fitted simultaneously.

Bin	Category	Signal yield	Expected SM Higgs yield					Total
		$\tilde{b}\tilde{b}, \tilde{b} \rightarrow bH\tilde{\chi}_1^0$	ggH	t \bar{t} H	VBF H	VH	b \bar{b} H	
0	HighPt	10.2	3.4	1.4	0.49	0.78	0.02	6.1 ± 1.2
1	HighPt	0.2	1.7	0.58	0.18	1.8	0.01	4.3 ± 0.8
2	HighPt	5.7	5.1	0.64	2.5	0.17	0.04	8.5 ± 1.7
3	HighPt	0.2	55	0.96	11	6.3	0.41	74 ± 21
4	HighPt	0.6	17	0.50	4.7	1.1	0.18	23 ± 7
5	HighPt	0.6	3.5	0.61	0.55	0.59	0.04	5.3 ± 1.2
6	HighPt	5.7	19	0.80	7.6	0.82	0.15	29 ± 8
7	HighPt	4.0	5.4	0.46	1.1	0.45	0.02	7.4 ± 2.1
8	H($\gamma\gamma$)-HZ(bb)	0.9	0.76	1.3	0.12	0.25	0.19	2.6 ± 0.4
9	HighRes	0.0	60	0.24	7.6	4.4	0.89	75 ± 22
	LowRes	0.0	30	0.11	3.8	2.3	0.50	36 ± 11
10	HighRes	0.0	1.1	0.12	0.12	0.46	0.02	1.8 ± 0.6
	LowRes	0.0	0.44	0.07	0.08	0.27	0.01	0.9 ± 0.2
11	HighRes	0.3	3.0	0.73	0.54	0.55	0.13	5.0 ± 1.4
	LowRes	0.1	1.8	0.38	0.29	0.22	0.06	2.7 ± 0.8
12	HighRes	0.1	37	0.66	8.9	1.4	0.83	50 ± 14
	LowRes	0.1	21	0.33	4.7	0.79	0.42	26 ± 6
13	HighRes	1.0	5.0	0.50	3.1	0.21	0.21	9.1 ± 2.7
	LowRes	0.5	3.3	0.29	1.5	0.13	0.10	5.2 ± 1.5

adequately describe the data in the diphoton mass sideband region (103–121 GeV and 129–160 GeV). The shape of the Higgs boson resonance from SM Higgs production and from decays of SUSY signals is modeled with a double Crystal Ball function [46,47] with two independent tail parameters that is fitted to the diphoton mass distribution obtained from the MC simulation. The parameters of each double Crystal Ball function are held constant in the signal extraction fit procedure, with the exception of the parameter controlling the location of the peak, which is discussed further in Section 6 below. The normalization of the SM Higgs boson background in each bin is predicted from the MC simulation and is constrained to that value in the fit within uncertainties. For the HighRes and LowRes categories, bins in the M_R and R^2 variables are fitted simultaneously. For a given search bin, the relative yields in the HighRes and LowRes categories are observed in the simulation to be largely process independent and are therefore constrained according to the simulation prediction. Based on these independent fits in each search bin, we obtain a model-independent search result, which can be used to evaluate whether the yield in any bin exhibits a statistically significant deviation from the background prediction.

We also perform a combined simultaneous fit using all of the search bins, to test specific SUSY simplified model signal hypotheses. In the combined fit, the yield in each bin for the SM Higgs background and the signal model under test are constrained to the MC simulation predictions within uncertainties. These uncertainties are modeled by use of nuisance parameters that account for various theoretical and instrumental uncertainties that can affect the SM Higgs boson background and SUSY signal normalization, and are profiled in the fit. A more detailed discussion of systematic uncertainties can be found below in Section 6. The MC simulation predictions for the SM Higgs boson background normalization are shown in Table 2 for each bin in the search region.

6. Systematic uncertainties

There are broadly two types of systematic uncertainties. The first and dominant systematic uncertainty is in the shape and normalization of the nonresonant background. This is propagated by

Table 3

Summary of systematic uncertainties on the SM Higgs background and signal yield predictions, and the size of their effect on the signal yield.

Uncertainty source	Size (%)
Integrated luminosity	2.5
PDFs/renormalization/factorization scales	15–30
Trigger and selection efficiency	3
Jet energy scale	1–5
Photon energy scale	1
σ_M/M categorization	10–24
b tagging efficiency	4
ISR modeling (signal only)	1
Fastsim p_T^{miss} modeling (signal only)	1–34

profiling the normalization and shape parameters of the nonresonant background functional form in an unconstrained way. The second and subdominant type of systematic uncertainty is in the predictions of the SM Higgs background in the various search bins. These shape uncertainties are propagated through the use of several independent nuisance parameters, where both theoretical and instrumental effects are taken into account. The nuisance parameters are constrained in the fit using log-normal prior functions, whose width reflects the size of the systematic uncertainty. The independent systematic effects considered include missing higher-order corrections, PDFs, trigger and selection efficiencies, jet energy scale uncertainties, b tagging efficiencies, and the uncertainty in the integrated luminosity. The uncertainty due to jet energy resolution uncertainties were also estimated and were found to be negligible. The typical size of these effects on the expected limit is summarized in Table 3. Due to effects of pileup and transparency loss in the ECAL crystals, we observe some simulation mismodeling of the estimated mass resolution, which results in a systematic uncertainty of 10–24% in the prediction of the SM Higgs background and SUSY signal yields in the HighRes and LowRes event categories. The systematic uncertainty in the photon energy scale is implemented as a Gaussian-distributed nuisance parameter that shifts the Higgs boson mass peak position, constrained in the fit to lie within approximately 1% of the nominal Higgs boson mass observed in simulation. The systematic uncertainty for the modeling

Table 4

The nonresonant background yields, SM Higgs boson background yields, best fit signal yields, and observed local significance in units of standard deviations (σ) are shown for the signal plus background fit in each search region bin. The SM Higgs boson background yields are slightly altered with respect to the pre-fit predictions from Table 2. The uncertainties include both statistical and systematic components. The nonresonant background yields correspond to the yield within the mass window between 122 and 129 GeV and are intended to estimate the background under the signal peak. The observed significance for the bins in HighRes and LowRes categories are identical because they are the result of a simultaneous fit. The significance is computed using the profile likelihood, where the sign reflects whether an excess (positive sign) or deficit (negative sign) is observed.

Bin	Category	Yields			Obs. local significance (σ)
		Nonresonant bkg	SM Higgs	Best fit signal	
0	HighPt	36 ± 2	6.1 ± 1.0	4.8 ± 6.7	0.7
1	HighPt	37 ± 2	4.3 ± 0.7	-11 ± 6	-1.4
2	HighPt	24 ± 2	8.4 ± 1.6	-5.1 ± 5.3	-0.9
3	HighPt	790 ± 27	74 ± 21	14 ± 41	0.4
4	HighPt	160 ± 15	24 ± 6	10 ± 15	0.6
5	HighPt	34 ± 2	5.2 ± 1.2	12 ± 8	1.6
6	HighPt	127 ± 3	29 ± 5	1.1 ± 7.9	0.1
7	HighPt	40 ± 3	7.4 ± 2.0	-0.3 ± 7.4	-0.0
8	H($\gamma\gamma$)-HZ(bb)	65 ± 3	2.6 ± 0.4	8 ± 8	1.0
9	HighRes	1792 ± 17	77 ± 24	-9 ± 44	-0.2
	LowRes	2108 ± 28	43 ± 17	-4 ± 19	
10	HighRes	44 ± 3	1.9 ± 0.6	1 ± 8	0.1
	LowRes	68 ± 3	1.0 ± 0.3	0 ± 3	
11	HighRes	127 ± 4	5.2 ± 1.4	-8 ± 12	-0.6
	LowRes	158 ± 10	3.0 ± 1.2	-4 ± 7	
12	HighRes	1066 ± 19	51 ± 16	10 ± 34	0.2
	LowRes	1310 ± 14	29 ± 9	5 ± 18	
13	HighRes	151 ± 5	9.5 ± 3.1	2 ± 11	0.2
	LowRes	193 ± 5	5.8 ± 2.1	1 ± 6	

of the ISR for the signal process is also propagated and is below 1%. For chargino–neutralino and neutralino–pair production signal processes, the fast simulation was used to predict signal yields and an additional systematic uncertainty is propagated for inaccuracies in the modeling of the missing transverse momentum tail. This systematic uncertainty ranges between 1% and 34% depending on the search region bin.

7. Results and interpretations

The fit results for all search region bins are summarized in Table 4, along with the data yields, fitted background, and signal yields. An example fit result for the search bin with $M_R > 600$ GeV and $R^2 > 0.025$ in the HighPt category is shown in Fig. 3. The observed signal significance in each bin is summarized in Fig. 4 for all the search region bins, which are statistically independent. None of the 14 bins exhibits a deviation from the background expectation larger than two standard deviations.

We interpret the search results in terms of limits on the production cross section times branching ratio for simplified models of bottom squark pair-production and chargino–neutralino production. Diagrams of these simplified models are shown in Fig. 1. In the case of bottom squark pair production, we consider the scenario where the bottom squark decays to a bottom quark and the next-to-lightest neutralino ($\tilde{\chi}_2^0$), and the $\tilde{\chi}_2^0$ decays to a Higgs boson and the LSP ($\tilde{\chi}_1^0$), and the production cross sections are computed at NLO plus next-to-leading-log (NLL) precision with all the other sparticles assumed to be heavy and decoupled [38–43]. We restrict ourselves to the scenario where the mass splitting between the $\tilde{\chi}_2^0$ and the $\tilde{\chi}_1^0$ is 130 GeV, slightly above threshold to produce an on-shell Higgs boson. In the case of chargino–neutralino production, we consider two different scenarios. In the first one, pure wino-like charginos ($\tilde{\chi}_1^\pm$) and the next-to-lightest neutralino $\tilde{\chi}_2^0$ are mass-degenerate and are produced together, with the chargino decaying to a W boson and the LSP ($\tilde{\chi}_1^0$) and the $\tilde{\chi}_2^0$ decaying to a Higgs boson and the LSP ($\tilde{\chi}_1^0$). The production cross sec-

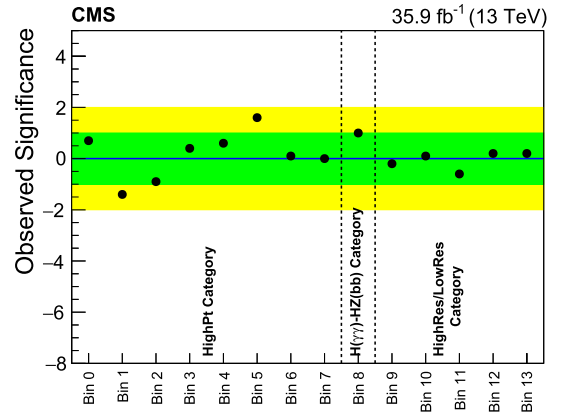


Fig. 4. The observed significance in units of standard deviations is plotted for each search bin. The significance is computed using the profile likelihood, where the sign reflects whether an excess (positive sign) or deficit (negative sign) is observed. The categories that the bins belong to are labeled at the bottom. The bins in the HighRes and LowRes categories are fitted simultaneously and yield a single combined significance. The yellow and green bands represent the ± 1 and ± 2 standard deviation regions, respectively. (For interpretation of the references to color in this figure legend, the reader is referred to the web version of this article.)

tions are computed at NLO plus next-to-leading-log (NLL) precision in a limit of mass-degenerate wino $\tilde{\chi}_2^0$ and $\tilde{\chi}_1^\pm$, light bino $\tilde{\chi}_1^0$, and with all the other sparticles assumed to be heavy and decoupled [48–50]. In the second scenario, we consider a GMSB [7, 8] simplified model where Higgsino-like charginos and neutralinos are nearly mass-degenerate and are produced in pairs through the following combinations: $\tilde{\chi}_1^0 \tilde{\chi}_2^0$, $\tilde{\chi}_1^0 \tilde{\chi}_1^\pm$, $\tilde{\chi}_2^0 \tilde{\chi}_1^\pm$, and $\tilde{\chi}_1^\pm \tilde{\chi}_1^\mp$. Because of the mass degeneracy, both the $\tilde{\chi}_2^0$ and the $\tilde{\chi}_1^\pm$ will decay to $\tilde{\chi}_1^0$ and other low- p_T (soft) particles, leading to a signature with a $\tilde{\chi}_1^0$ pair. Each $\tilde{\chi}_1^0$ will subsequently decay to a Higgs boson and the goldstino (\tilde{G}), which is the LSP, or to a Z boson and the goldstino. We consider the case where the branching fraction of the

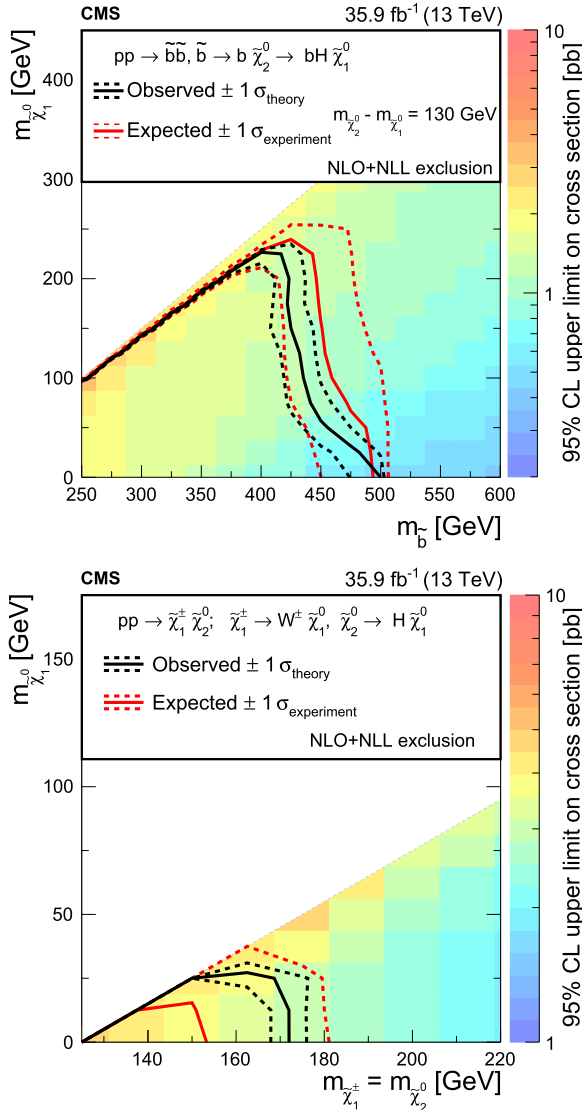


Fig. 5. The observed 95% CL upper limits on the bottom squark pair production cross section (top) and wino-like chargino-neutralino production cross section (bottom) are shown. The solid and dotted black contours represent the observed exclusion region and its ± 1 standard deviations (1σ) of their experimental and theoretical uncertainties, while the analogous red contours represent the expected exclusion region and its 1σ band. (For interpretation of the references to color in this figure legend, the reader is referred to the web version of this article.)

$\tilde{\chi}_1^0 \rightarrow H\tilde{G}$ decay is 100%, and the case where the branching fraction of the $\tilde{\chi}_1^0 \rightarrow H\tilde{G}$ and $\tilde{\chi}_1^0 \rightarrow Z\tilde{G}$ decays are each 50%. The cross sections for higgsino pair production are computed at NLO plus NLL precision in a limit of mass-degenerate higgsino $\tilde{\chi}_2^0, \tilde{\chi}_1^\pm$, and $\tilde{\chi}_1^0$ with all the other sparticles assumed to be heavy and decoupled [48–50]. Following the convention of real mixing matrices and signed neutralino or chargino masses [51], we set the mass of $\tilde{\chi}_1^0$ ($\tilde{\chi}_2^0$) to positive (negative) values. The product of the third and fourth elements of the corresponding rows of the neutralino mixing matrix N is $+0.5$ (-0.5). The elements U_{12} and V_{12} of the chargino mixing matrices are set to 1.

Following the CL_s procedure [52–54], we use the profile likelihood ratio test statistic and the asymptotic formula [55] to evaluate the 95% confidence level (CL) observed and expected limits on the signal production cross sections. For the bottom squark pair production model, the limits are shown on the left of Fig. 5 as a function of the bottom squark mass and the LSP mass. We ex-

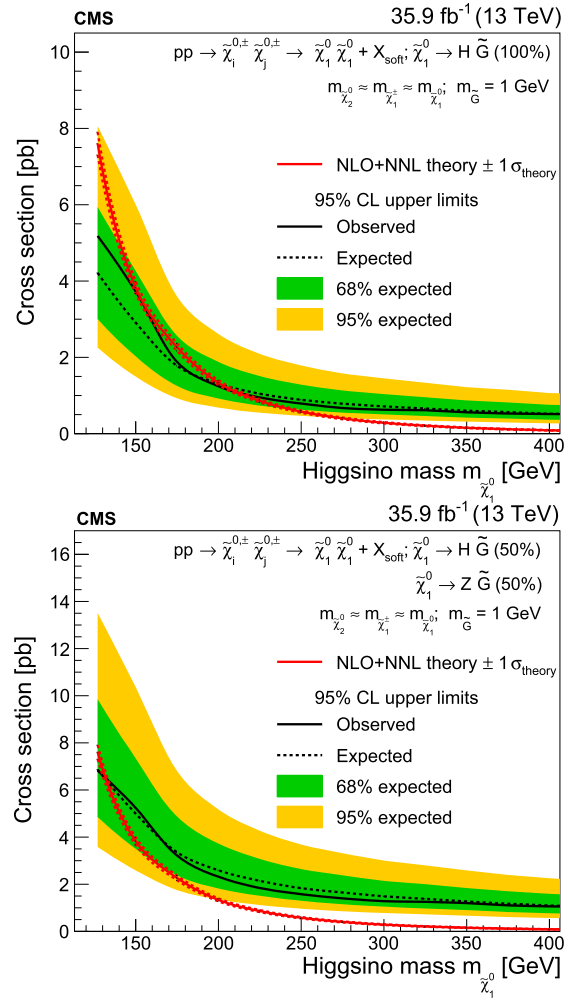


Fig. 6. The observed 95% CL upper limits on the production cross section for higgsino-like chargino-neutralino production are shown. The charginos and neutralinos undergo several cascade decays producing either Higgs or Z bosons. We present limits in the scenario where the branching fraction of the $\tilde{\chi}_1^0 \rightarrow H\tilde{G}$ decay is 100% (top) and the scenario where the branching fraction of the $\tilde{\chi}_1^0 \rightarrow H\tilde{G}$ and $\tilde{\chi}_1^0 \rightarrow Z\tilde{G}$ decays are each 50% (bottom). The dotted and solid black curves represent the expected and observed exclusion region, and the green and yellow bands represent the ± 1 and ± 2 standard deviation regions, respectively. The red solid and dotted lines show the theoretical production cross section and its uncertainty band. (For interpretation of the references to color in this figure legend, the reader is referred to the web version of this article.)

clude bottom squarks with masses below about 450 GeV for all LSP masses below 250 GeV. For the wino-like chargino-neutralino production simplified model, the limits are shown on the right of Fig. 5 as a function of the chargino mass and the LSP mass. We exclude chargino masses below about 170 GeV for all LSP masses below 25 GeV. For the higgsino-like chargino-neutralino production simplified models, the limits are shown in Fig. 6 as a function of the chargino mass for the case where the branching fraction of the $\tilde{\chi}_1^0 \rightarrow H\tilde{G}$ decay is 100% on the left, and for the case where the branching fraction of the $\tilde{\chi}_1^0 \rightarrow H\tilde{G}$ and $\tilde{\chi}_1^0 \rightarrow Z\tilde{G}$ decays are both 50%, on the right. We exclude charginos below 205 GeV and 130 GeV in the former and latter cases, respectively.

8. Summary

A search for anomalous Higgs boson production through decays of supersymmetric particles is performed with the proton-proton collision data collected in 2016 by the CMS experiment at the LHC.

The sample corresponds to an integrated luminosity of 35.9 fb^{-1} at the center-of-mass energy $\sqrt{s} = 13 \text{ TeV}$. Higgs boson candidates are reconstructed from pairs of photons in the central part of the detector. The razor variables M_R and R^2 are used to suppress Standard Model (SM) Higgs boson production and other SM backgrounds. The non-resonant background is estimated through a fit to the diphoton mass distribution in data, while the SM Higgs background is predicted using simulation. We interpret the results in terms of production cross section limits on simplified models of bottom squark pair production and chargino–neutralino production. We exclude bottom squark masses below 450 GeV for bottom squarks decaying to a bottom quark, a Higgs boson, and the lightest supersymmetric particle (LSP) for LSP masses below 250 GeV and assuming a mass splitting between the $\tilde{\chi}_2^0$ and $\tilde{\chi}_1^0$ of 130 GeV. For wino-like chargino–neutralino production, we improved the search sensitivity by a factor of two with respect to previous results [11] and we exclude charginos with mass below 170 GeV for LSP masses below 25 GeV. In the GMSB scenario, we exclude charginos with mass below 205 GeV for neutralinos decaying to a Higgs boson and a goldstino LSP (\tilde{G}) with 100% branching fraction. Finally, we exclude charginos with mass below 130 GeV for the case where the branching fractions of the $\tilde{\chi}_1^0 \rightarrow H\tilde{G}$ and $\tilde{\chi}_1^0 \rightarrow Z\tilde{G}$ decays are 50% each.

Acknowledgements

We congratulate our colleagues in the CERN accelerator departments for the excellent performance of the LHC and thank the technical and administrative staffs at CERN and at other CMS institutes for their contributions to the success of the CMS effort. In addition, we gratefully acknowledge the computing centers and personnel of the Worldwide LHC Computing Grid for delivering so effectively the computing infrastructure essential to our analyses. Finally, we acknowledge the enduring support for the construction and operation of the LHC and the CMS detector provided by the following funding agencies: BMWF and FWF (Austria); FNRS and FWO (Belgium); CNPq, CAPES, FAPERJ, and FAPESP (Brazil); MES (Bulgaria); CERN; CAS, MoST, and NSFC (China); COLCIENCIAS (Colombia); MSES and CSF (Croatia); RPF (Cyprus); SENESCYT (Ecuador); MoER, ERC IUT, and ERDF (Estonia); Academy of Finland, MEC, and HIP (Finland); CEA and CNRS/IN2P3 (France); BMBF, DFG, and HGF (Germany); GSRT (Greece); OTKA and NIH (Hungary); DAE and DST (India); IPM (Iran); SFI (Ireland); INFN (Italy); MSIP and NRF (Republic of Korea); LAS (Lithuania); MOE and UM (Malaysia); BUAP, CINVESTAV, CONACYT, LNS, SEP, and UASLP-FAI (Mexico); MBIE (New Zealand); PAEC (Pakistan); MSHE and NSC (Poland); FCT (Portugal); JINR (Dubna); MON, RosAtom, RAS, RFBR and RAEP (Russia); MESTD (Serbia); SEIDI, CPAN, PCTI and FEDER (Spain); Swiss Funding Agencies (Switzerland); MST (Taipei); ThEP-Center, IPST, STAR, and NSTDA (Thailand); TUBITAK and TAEK (Turkey); NASU and SFFR (Ukraine); STFC (United Kingdom); DOE and NSF (USA).

Individuals have received support from the Marie-Curie program and the European Research Council and Horizon 2020 Grant, contract No. 675440 (European Union); the Leventis Foundation; the A. P. Sloan Foundation; the Alexander von Humboldt Foundation; the Belgian Federal Science Policy Office; the Fonds pour la Formation à la Recherche dans l'Industrie et dans l'Agriculture (FRIA-Belgium); the Agentschap voor Innovatie door Wetenschap en Technologie (IWT-Belgium); the Ministry of Education, Youth and Sports (MEYS) of the Czech Republic; the Council of Science and Industrial Research, India; the HOMING PLUS program of the Foundation for Polish Science, cofinanced from European Union, Regional Development Fund, the Mobility Plus program of the Ministry of Science and Higher Education, the National Science

Center (Poland), contracts Harmonia 2014/14/M/ST2/00428, Opus 2014/13/B/ST2/02543, 2014/15/B/ST2/03998, and 2015/19/B/ST2/02861, Sonata-bis 2012/07/E/ST2/01406; the National Priorities Research Program by Qatar National Research Fund; the Programa Clarín-COFUND del Principado de Asturias; the Thalís and Aristeia programs cofinanced by EU-ESF and the Greek NSRF; the Rachadapisek Sompot Fund for Postdoctoral Fellowship, Chulalongkorn University and the Chulalongkorn Academic into Its 2nd Century Project Advancement Project (Thailand); the Welch Foundation, contract C-1845; and the Weston Havens Foundation (USA).

References

- [1] ATLAS Collaboration, Observation of a new particle in the search for the Standard Model Higgs boson with the ATLAS detector at the LHC, *Phys. Lett. B* 716 (2012) 1, <https://doi.org/10.1016/j.physletb.2012.08.020>, arXiv:1207.7214.
- [2] CMS Collaboration, Observation of a new boson at a mass of 125 GeV with the CMS experiment at the LHC, *Phys. Lett. B* 716 (2012) 30, <https://doi.org/10.1016/j.physletb.2012.08.021>, arXiv:1207.7235.
- [3] CMS Collaboration, Observation of a new boson with mass near 125 GeV in pp collisions at $\sqrt{s} = 7$ and 8 TeV, *J. High Energy Phys.* 06 (2013) 081, [https://doi.org/10.1007/JHEP06\(2013\)081](https://doi.org/10.1007/JHEP06(2013)081), arXiv:1303.4571.
- [4] M. Monaco, M. Pierini, A. Romanino, M. Spinrath, Phenomenology of minimal unified tree level gauge mediation at the LHC, *J. High Energy Phys.* 07 (2013) 078, [https://doi.org/10.1007/JHEP07\(2013\)078](https://doi.org/10.1007/JHEP07(2013)078), arXiv:1302.1305.
- [5] J. Duarte, C. Peña, A. Wang, M. Pierini, M. Spiropulu, Squark-mediated Higgs+jets production at the LHC, arXiv:1703.06544, 2017.
- [6] S. Dimopoulos, H. Georgi, Softly broken supersymmetry and SU(5), *Nucl. Phys. B* 193 (1981) 150, [https://doi.org/10.1016/0550-3213\(81\)90522-8](https://doi.org/10.1016/0550-3213(81)90522-8).
- [7] S. Dimopoulos, M. Dine, S. Raby, S.D. Thomas, Experimental signatures of low-energy gauge mediated supersymmetry breaking, *Phys. Rev. Lett.* 76 (1996) 3494, <https://doi.org/10.1103/PhysRevLett.76.3494>, arXiv:hep-ph/9601367.
- [8] K.T. Matchev, S.D. Thomas, Higgs and Z boson signatures of supersymmetry, *Phys. Rev. D* 62 (2000) 077702, <https://doi.org/10.1103/PhysRevD.62.077702>, arXiv:hep-ph/9908482.
- [9] LHC New Physics Working Group, D. Alves, et al., Simplified models for LHC new physics searches, *J. Phys. G* 39 (2012) 105005, <https://doi.org/10.1088/0954-3899/39/10/105005>, arXiv:1105.2838.
- [10] ATLAS Collaboration, Search for direct pair production of a chargino and a neutralino decaying to the 125 GeV Higgs boson in $\sqrt{s} = 8 \text{ TeV}$ pp collisions with the ATLAS detector, *Eur. Phys. J. C* 75 (2015) 208, <https://doi.org/10.1140/epjc/s10052-015-3408-7>, arXiv:1501.07110.
- [11] CMS Collaboration, Searches for electroweak neutralino and chargino production in channels with Higgs, Z, and W bosons in pp collisions at 8 TeV, *Phys. Rev. D* 90 (2014) 092007, <https://doi.org/10.1103/PhysRevD.90.092007>, arXiv:1409.3168.
- [12] CMS Collaboration, Search for SUSY with Higgs in the Diphoton Final State Using the Razor Variables, Technical Report CMS-PAS-SUS-14-017, CERN, Geneva, 2015, <https://cds.cern.ch/record/2047472>.
- [13] CMS Collaboration, CMS Luminosity Measurement for the 2016 Data Taking Period, CMS Physics Analysis Summary CMS-PAS-LUM-17-001, CERN, 2017, <http://cdsweb.cern.ch/record/2257069>.
- [14] CMS Collaboration, Inclusive search for supersymmetry using the razor variables in pp collisions at $\sqrt{s} = 7 \text{ TeV}$, *Phys. Rev. Lett.* 111 (2013) 081802, <https://doi.org/10.1103/PhysRevLett.111.081802>, arXiv:1212.6961.
- [15] CMS Collaboration, Search for supersymmetry with razor variables in pp collisions at $\sqrt{s} = 7 \text{ TeV}$, *Phys. Rev. D* 90 (2014) 112001, <https://doi.org/10.1103/PhysRevD.90.112001>, arXiv:1405.3961.
- [16] CMS Collaboration, The CMS experiment at the CERN LHC, *J. Instrum.* 3 (2008) S08004, <https://doi.org/10.1088/1748-0221/3/08/S08004>.
- [17] CMS Collaboration, Measurements of Properties of the Higgs Boson in the Diphoton Decay Channel with the Full 2016 Data Set, Technical Report CMS-PAS-HIG-16-040, CERN, Geneva, 2017, <https://cds.cern.ch/record/2264515>.
- [18] CMS Collaboration, Particle-flow reconstruction and global event description with the CMS detector, *J. Instrum.* 12 (2017) P10003, <http://dx.doi.org/10.1088/1748-0221/12/10/P10003>, arXiv:1706.04965.
- [19] CMS Collaboration, Performance of photon reconstruction and identification with the CMS detector in proton–proton collisions at $\sqrt{s} = 8 \text{ TeV}$, *J. Instrum.* 10 (2015) P08010, <https://doi.org/10.1088/1748-0221/10/08/P08010>, arXiv:1502.02702.
- [20] CMS Collaboration, Electron and Photon Performance in CMS with the Full 2016 Data Sample, CMS Detector Performance Summary CMS-DP-2017-004, CERN, 2017, <https://cds.cern.ch/record/2255497>.

- [21] M. Cacciari, G.P. Salam, G. Soyez, The anti- k_r jet clustering algorithm, *J. High Energy Phys.* 04 (2008) 063, <https://doi.org/10.1088/1126-6708/2008/04/063>, arXiv:0802.1189.
- [22] M. Cacciari, G.P. Salam, G. Soyez, FastJet user manual, *Eur. Phys. J. C* 72 (2012) 1896, <https://doi.org/10.1140/epjc/s10052-012-1896-2>, arXiv:1111.6097.
- [23] CMS Collaboration, Jet energy scale and resolution in the CMS experiment in pp collisions at 8 TeV, *J. Instrum.* 12 (2017) P02014, <https://doi.org/10.1088/1748-0221/12/02/P02014>, arXiv:1607.03663.
- [24] Identification of b Quark Jets at the CMS Experiment in the LHC Run 2, CMS Physics Analysis Summary CMS-PAS-BTV-15-001, CERN, 2016, <http://cds.cern.ch/record/1751454>.
- [25] CMS Collaboration, Missing transverse energy performance of the CMS detector, *J. Instrum.* 6 (2011) P09001, <https://doi.org/10.1088/1748-0221/6/09/P09001>, arXiv:1106.5048.
- [26] CMS Collaboration, Search for new physics in the multijet and missing transverse momentum final state in proton–proton collisions at $\sqrt{s} = 7$ TeV, *Phys. Rev. Lett.* 109 (2012) 171803, <https://doi.org/10.1103/PhysRevLett.109.171803>, arXiv:1207.1898.
- [27] CMS Collaboration, Performance of the CMS missing transverse momentum reconstruction in pp data at $\sqrt{s} = 8$ TeV, *J. Instrum.* 10 (2015) P02006, <https://doi.org/10.1088/1748-0221/10/02/P02006>, arXiv:1411.0511.
- [28] J. Alwall, R. Frederix, S. Frixione, V. Hirschi, F. Maltoni, O. Mattelaer, H.-S. Shao, T. Stelzer, P. Torielli, M. Zaro, The automated computation of tree-level and next-to-leading order differential cross sections, and their matching to parton shower simulations, *J. High Energy Phys.* 07 (2014) 079, [https://doi.org/10.1007/JHEP07\(2014\)079](https://doi.org/10.1007/JHEP07(2014)079), arXiv:1405.0301.
- [29] G. Aad, et al., ATLAS and CMS, Combined measurement of the Higgs boson mass in pp collisions at $\sqrt{s} = 7$ and 8 TeV with the ATLAS and CMS experiments, *Phys. Rev. Lett.* 114 (2015) 191803, <https://doi.org/10.1103/PhysRevLett.114.191803>, arXiv:1503.07589.
- [30] R. Frederix, S. Frixione, Merging meets matching in MC@NLO, *J. High Energy Phys.* 12 (2012) 061, [https://doi.org/10.1007/JHEP12\(2012\)061](https://doi.org/10.1007/JHEP12(2012)061), arXiv:1209.6215.
- [31] J. Alwall, S. Höche, F. Krauss, N. Lavesson, L. Lönnblad, F. Maltoni, M.L. Mangano, M. Moretti, C.G. Papadopoulos, F. Piccinini, S. Schumann, M. Treccani, J. Winter, M. Worek, Comparative study of various algorithms for the merging of parton showers and matrix elements in hadronic collisions, *Eur. Phys. J. C* 53 (2008) 473, <https://doi.org/10.1140/epjc/s10052-007-0490-5>, arXiv:0706.2569.
- [32] T. Sjöstrand, S. Mrenna, P. Skands, A brief introduction to PYTHIA 8.1, *Comput. Phys. Commun.* 178 (2008) 852, <https://doi.org/10.1016/j.cpc.2008.01.036>.
- [33] P. Skands, S. Carrazza, J. Rojo, Tuning PYTHIA 8.1: the Monash 2013 tune, *Eur. Phys. J. C* 74 (2014) 3024, <https://doi.org/10.1140/epjc/s10052-014-3024-y>.
- [34] R.D. Ball, et al., NNPDF, Parton distributions for the LHC Run II, *J. High Energy Phys.* 04 (2015) 040, [https://doi.org/10.1007/JHEP04\(2015\)040](https://doi.org/10.1007/JHEP04(2015)040), arXiv:1410.8849.
- [35] S. Agostinelli, et al., GEANT4, GEANT4—a simulation toolkit, *Nucl. Instrum. Methods A* 506 (2003) 250, [https://doi.org/10.1016/S0168-9002\(03\)01368-8](https://doi.org/10.1016/S0168-9002(03)01368-8).
- [36] S. Abdullin, P. Azzi, F. Beaudette, P. Janot, A. Perrotta, The fast simulation of the CMS detector at LHC, *J. Phys. Conf. Ser.* 331 (2011) 032049, <https://doi.org/10.1088/1742-6596/331/3/032049>.
- [37] D. de Florian, et al., Handbook of LHC Higgs Cross Sections: 4. Deciphering the Nature of the Higgs Sector, CERN Report CERN-2017-002-M, 2016, <https://doi.org/10.23731/CYRM-2017-002>, arXiv:1610.07922.
- [38] W. Beenakker, R. Höpker, M. Spira, P.M. Zerwas, Squark and gluino production at hadron colliders, *Nucl. Phys. B* 492 (1997) 51, [https://doi.org/10.1016/S0550-3213\(97\)80027-2](https://doi.org/10.1016/S0550-3213(97)80027-2), arXiv:hep-ph/9610490.
- [39] A. Kulesza, L. Motyka, Threshold resummation for squark–antisquark and gluino–pair production at the LHC, *Phys. Rev. Lett.* 102 (2009) 111802, <https://doi.org/10.1103/PhysRevLett.102.111802>, arXiv:0807.2405.
- [40] A. Kulesza, L. Motyka, Soft gluon resummation for the production of gluino–gluino and squark–antisquark pairs at the LHC, *Phys. Rev. D* 80 (2009) 095004, <https://doi.org/10.1103/PhysRevD.80.095004>, arXiv:0905.4749.
- [41] W. Beenakker, S. Brensing, M. Krämer, A. Kulesza, E. Laenen, I. Niessen, Soft-gluon resummation for squark and gluino hadroproduction, *J. High Energy Phys.* 12 (2009) 041, <https://doi.org/10.1088/1126-6708/2009/12/041>, arXiv:0909.4418.
- [42] W. Beenakker, S. Brensing, M. Krämer, A. Kulesza, E. Laenen, L. Motyka, I. Niessen, Squark and gluino hadroproduction, *Int. J. Mod. Phys. A* 26 (2011) 2637, <https://doi.org/10.1142/S0217751X11053560>, arXiv:1105.1110.
- [43] C. Borschensky, M. Krämer, A. Kulesza, M. Mangano, S. Padhi, T. Plehn, X. Portell, Squark and gluino production cross sections in pp collisions at $\sqrt{s} = 13, 14, 33$ and 100 TeV, *Eur. Phys. J. C* 74 (2014) 3174, <https://doi.org/10.1140/epjc/s10052-014-3174-y>, arXiv:1407.5066.
- [44] CMS Collaboration, Observation of the diphoton decay of the Higgs boson and measurement of its properties, *Eur. Phys. J. C* 74 (2014) 3076, <https://doi.org/10.1140/epjc/s10052-014-3076-z>, arXiv:1407.0558.
- [45] H. Akaike, A new look at the statistical model identification, *IEEE Trans. Autom. Control* 19 (6) (1974) 716, <https://doi.org/10.1109/TAC.1974.1100705>.
- [46] M.J. Oreglia, A Study of the Reactions $\psi' \rightarrow \gamma\gamma\psi$, Ph.D. Thesis, Stanford University, 1980, <http://www.slac.stanford.edu/pubs/slacreports/slac-r-236.html>, SLAC Report SLAC-R-236, see Appendix D.
- [47] J. Gaiser, Charmonium Spectroscopy from Radiative Decays of the J/ψ and ψ' , Ph.D. Thesis, SLAC, 1982, <http://www-public.slac.stanford.edu/sciDoc/docMeta.aspx?slacPubNumber=slac-r-255.html>.
- [48] W. Beenakker, M. Klasen, M. Krämer, T. Plehn, M. Spira, P.M. Zerwas, Production of charginos, neutralinos, and sleptons at hadron colliders, *Phys. Rev. Lett.* 83 (1999) 3780, <https://doi.org/10.1103/PhysRevLett.83.3780>, arXiv:hep-ph/9906298, Erratum: *Phys. Rev. Lett.* 100 (2008) 029901, <https://doi.org/10.1103/PhysRevLett.100.029901>.
- [49] B. Fuks, M. Klasen, D.R. Lamprea, M. Rothering, Gaugino production in proton–proton collisions at a center-of-mass energy of 8 TeV, *J. High Energy Phys.* 10 (2012) 081, [https://doi.org/10.1007/JHEP10\(2012\)081](https://doi.org/10.1007/JHEP10(2012)081), arXiv:1207.2159.
- [50] B. Fuks, M. Klasen, D.R. Lamprea, M. Rothering, Precision predictions for electroweak superpartner production at hadron colliders with RESUMMINO, *Eur. Phys. J. C* 73 (2013) 2480, <https://doi.org/10.1140/epjc/s10052-013-2480-0>, arXiv:1304.0790.
- [51] P.Z. Skands, et al., SUSY Les Houches accord: interfacing SUSY spectrum calculators, decay packages, and event generators, *J. High Energy Phys.* 07 (2004) 036, <https://doi.org/10.1088/1126-6708/2004/07/036>, arXiv:Hep-Ph/0311123.
- [52] A.L. Read, Presentation of search results: the CL_s technique, in: Durham IPPP Workshop: Advanced Statistical Techniques in Particle Physics, Durham, UK, 2002, p. 2693, *J. Phys. G* 28 (2002) 2693.
- [53] T. Junk, Confidence level computation for combining searches with small statistics, *Nucl. Instrum. Methods A* 434 (1999) 435, [https://doi.org/10.1016/S0168-9002\(99\)00498-2](https://doi.org/10.1016/S0168-9002(99)00498-2), arXiv:hep-ex/9902006.
- [54] ATLAS and CMS Collaborations, Procedure for the LHC Higgs Boson Search Combination in Summer 2011, Technical Report ATL-PHYS-PUB-2011-011, CMS-NOTE-2011-005, CERN, 2011, <http://cds.cern.ch/record/1379837>.
- [55] G. Cowan, K. Cranmer, E. Gross, O. Vitells, Asymptotic formulae for likelihood-based tests of new physics, *Eur. Phys. J. C* 71 (2011) 1554, <https://doi.org/10.1140/epjc/s10052-011-1554-0>, arXiv:1007.1727.

The CMS Collaboration

A.M. Sirunyan, A. Tumasyan

Yerevan Physics Institute, Yerevan, Armenia

W. Adam, F. Ambrogio, E. Asilar, T. Bergauer, J. Brandstetter, E. Brondolin, M. Dragicevic, J. Erö, M. Flechl, M. Friedl, R. Frühwirth¹, V.M. Ghete, J. Grossmann, J. Hrubec, M. Jeitler¹, A. König, N. Krammer, I. Krätschmer, D. Liko, T. Madlener, I. Mikulec, E. Pree, D. Rabady, N. Rad, H. Rohringer, J. Schieck¹, R. Schöfbeck, M. Spanring, D. Spitzbart, J. Strauss, W. Waltenberger, J. Wittmann, C.-E. Wulz¹, M. Zarucki

Institut für Hochenergiephysik, Wien, Austria

V. Chekhovsky, V. Mossolov, J. Suarez Gonzalez

Institute for Nuclear Problems, Minsk, Belarus

E.A. De Wolf, D. Di Croce, X. Janssen, J. Lauwers, M. Van De Klundert, H. Van Haevermaet, P. Van Mechelen, N. Van Remortel

Universiteit Antwerpen, Antwerpen, Belgium

S. Abu Zeid, F. Blekman, J. D'Hondt, I. De Bruyn, J. De Clercq, K. Deroover, G. Flouris, D. Lontkovskyi, S. Lowette, S. Moortgat, L. Moreels, A. Olbrechts, Q. Python, K. Skovpen, S. Tavernier, W. Van Doninck, P. Van Mulders, I. Van Parijs

Vrije Universiteit Brussel, Brussel, Belgium

H. Brun, B. Clerbaux, G. De Lentdecker, H. Delannoy, G. Fasanella, L. Favart, R. Goldouzian, A. Grebenyuk, G. Karapostoli, T. Lenzi, J. Luetic, T. Maerschalk, A. Marinov, A. Randle-conde, T. Seva, C. Vander Velde, P. Vanlaer, D. Vannerom, R. Yonamine, F. Zenoni, F. Zhang²

Université Libre de Bruxelles, Bruxelles, Belgium

A. Cimmino, T. Cornelis, D. Dobur, A. Fagot, M. Gul, I. Khvastunov, D. Poyraz, C. Roskas, S. Salva, M. Tytgat, W. Verbeke, N. Zaganidis

Ghent University, Ghent, Belgium

H. Bakhshiansohi, O. Bondu, S. Brochet, G. Bruno, A. Caudron, S. De Visscher, C. Delaere, M. Delcourt, B. Francois, A. Giammanco, A. Jafari, M. Komm, G. Krintiras, V. Lemaitre, A. Magitteri, A. Mertens, M. Musich, K. Piotrkowski, L. Quertenmont, M. Vidal Marono, S. Wertz

Université Catholique de Louvain, Louvain-la-Neuve, Belgium

N. Beliy

Université de Mons, Mons, Belgium

W.L. Aldá Júnior, F.L. Alves, G.A. Alves, L. Brito, M. Correa Martins Junior, C. Hensel, A. Moraes, M.E. Pol, P. Rebello Teles

Centro Brasileiro de Pesquisas Físicas, Rio de Janeiro, Brazil

E. Belchior Batista Das Chagas, W. Carvalho, J. Chinellato³, A. Custódio, E.M. Da Costa, G.G. Da Silveira⁴, D. De Jesus Damiao, S. Fonseca De Souza, L.M. Huertas Guativa, H. Malbouisson, M. Melo De Almeida, C. Mora Herrera, L. Mundim, H. Nogima, A. Santoro, A. Sznajder, E.J. Tonelli Manganote³, F. Torres Da Silva De Araujo, A. Vilela Pereira

Universidade do Estado do Rio de Janeiro, Rio de Janeiro, Brazil

S. Ahuja^a, C.A. Bernardes^a, T.R. Fernandez Perez Tomei^a, E.M. Gregores^b, P.G. Mercadante^b, S.F. Novaes^a, Sandra S. Padula^a, D. Romero Abad^b, J.C. Ruiz Vargas^a

^a *Universidade Estadual Paulista, São Paulo, Brazil*

^b *Universidade Federal do ABC, São Paulo, Brazil*

A. Aleksandrov, R. Hadjiiska, P. Iaydjiev, M. Misheva, M. Rodozov, M. Shopova, S. Stoykova, G. Sultanov

Institute for Nuclear Research and Nuclear Energy of Bulgaria Academy of Sciences, Bulgaria

A. Dimitrov, I. Glushkov, L. Litov, B. Pavlov, P. Petkov

University of Sofia, Sofia, Bulgaria

W. Fang⁵, X. Gao⁵

Beihang University, Beijing, China

M. Ahmad, J.G. Bian, G.M. Chen, H.S. Chen, M. Chen, Y. Chen, C.H. Jiang, D. Leggat, H. Liao, Z. Liu, F. Romeo, S.M. Shaheen, A. Spiezia, J. Tao, C. Wang, Z. Wang, E. Yazgan, H. Zhang, J. Zhao

Institute of High Energy Physics, Beijing, China

Y. Ban, G. Chen, Q. Li, S. Liu, Y. Mao, S.J. Qian, D. Wang, Z. Xu

State Key Laboratory of Nuclear Physics and Technology, Peking University, Beijing, China

C. Avila, A. Cabrera, L.F. Chaparro Sierra, C. Florez, C.F. González Hernández, J.D. Ruiz Alvarez

Universidad de Los Andes, Bogota, Colombia

B. Courbon, N. Godinovic, D. Lelas, I. Puljak, P.M. Ribeiro Cipriano, T. Sculac

University of Split, Faculty of Electrical Engineering, Mechanical Engineering and Naval Architecture, Split, Croatia

Z. Antunovic, M. Kovac

University of Split, Faculty of Science, Split, Croatia

V. Brigljevic, D. Ferencek, K. Kadija, B. Mesic, A. Starodumov⁶, T. Susa

Institute Rudjer Boskovic, Zagreb, Croatia

M.W. Ather, A. Attikis, G. Mavromanolakis, J. Mousa, C. Nicolaou, F. Ptochos, P.A. Razis, H. Rykaczewski

University of Cyprus, Nicosia, Cyprus

M. Finger⁷, M. Finger Jr.⁷

Charles University, Prague, Czech Republic

E. Carrera Jarrin

Universidad San Francisco de Quito, Quito, Ecuador

A.A. Abdelalim^{8,9}, Y. Mohammed¹⁰, E. Salama^{11,12}

Academy of Scientific Research and Technology of the Arab Republic of Egypt, Egyptian Network of High Energy Physics, Cairo, Egypt

R.K. Dewanjee, M. Kadastik, L. Perrini, M. Raidal, A. Tiko, C. Veelken

National Institute of Chemical Physics and Biophysics, Tallinn, Estonia

P. Eerola, J. Pekkanen, M. Voutilainen

Department of Physics, University of Helsinki, Helsinki, Finland

J. Härkönen, T. Järvinen, V. Karimäki, R. Kinnunen, T. Lampén, K. Lassila-Perini, S. Lehti, T. Lindén, P. Luukka, E. Tuominen, J. Tuominiemi, E. Tuovinen

Helsinki Institute of Physics, Helsinki, Finland

J. Talvitie, T. Tuuva

Lappeenranta University of Technology, Lappeenranta, Finland

M. Besancon, F. Couderc, M. Dejardin, D. Denegri, J.L. Faure, F. Ferri, S. Ganjour, S. Ghosh, A. Givernaud, P. Gras, G. Hamel de Monchenault, P. Jarry, I. Kucher, E. Locci, M. Machet, J. Malcles, G. Negro, J. Rander, A. Rosowsky, M.Ö. Sahin, M. Titov

IRFU, CEA, Université Paris-Saclay, Gif-sur-Yvette, France

A. Abdulsalam, I. Antropov, S. Baffioni, F. Beaudette, P. Busson, L. Cadamuro, C. Charlot, R. Granier de Cassagnac, M. Jo, S. Lisniak, A. Lobanov, J. Martin Blanco, M. Nguyen, C. Ochando,

G. Ortona, P. Paganini, P. Pigard, S. Regnard, R. Salerno, J.B. Sauvan, Y. Sirois, A.G. Stahl Leiton, T. Strebler, Y. Yilmaz, A. Zabi, A. Zghiche

Laboratoire Leprince-Ringuet, Ecole polytechnique, CNRS/IN2P3, Université Paris-Saclay, Palaiseau, France

J.-L. Agram¹³, J. Andrea, D. Bloch, J.-M. Brom, M. Buttignol, E.C. Chabert, N. Chanon, C. Collard, E. Conte¹³, X. Coubez, J.-C. Fontaine¹³, D. Gelé, U. Goerlach, M. Jansová, A.-C. Le Bihan, N. Tonon, P. Van Hove

Université de Strasbourg, CNRS, IPHC UMR 7178, F-67000 Strasbourg, France

S. Gadrat

Centre de Calcul de l'Institut National de Physique Nucléaire et de Physique des Particules, CNRS/IN2P3, Villeurbanne, France

S. Beauceron, C. Bernet, G. Boudoul, R. Chierici, D. Contardo, P. Depasse, H. El Mamouni, J. Fay, L. Finco, S. Gascon, M. Gouzevitch, G. Grenier, B. Ille, F. Lagarde, I.B. Laktineh, M. Lethuillier, L. Mirabito, A.L. Pequegnot, S. Perries, A. Popov¹⁴, V. Sordini, M. Vander Donckt, S. Viret

Université de Lyon, Université Claude Bernard Lyon 1, CNRS-IN2P3, Institut de Physique Nucléaire de Lyon, Villeurbanne, France

A. Khvedelidze⁷

Georgian Technical University, Tbilisi, Georgia

Z. Tsamalaidze⁷

Tbilisi State University, Tbilisi, Georgia

C. Autermann, S. Beranek, L. Feld, M.K. Kiesel, K. Klein, M. Lipinski, M. Preuten, C. Schomakers, J. Schulz, T. Verlage

RWTH Aachen University, I. Physikalisches Institut, Aachen, Germany

A. Albert, E. Dietz-Laursonn, D. Duchardt, M. Endres, M. Erdmann, S. Erdweg, T. Esch, R. Fischer, A. Güth, M. Hamer, T. Hebbeker, C. Heidemann, K. Hoepfner, S. Knutzen, M. Merschmeyer, A. Meyer, P. Millet, S. Mukherjee, M. Olschewski, K. Padeken, T. Pook, M. Radziej, H. Reithler, M. Rieger, F. Scheuch, D. Teysier, S. Thüer

RWTH Aachen University, III. Physikalisches Institut A, Aachen, Germany

G. Flügge, B. Kargoll, T. Kress, A. Künsken, J. Lingemann, T. Müller, A. Nehr Korn, A. Nowack, C. Pistone, O. Pooth, A. Stahl¹⁵

RWTH Aachen University, III. Physikalisches Institut B, Aachen, Germany

M. Aldaya Martin, T. Arndt, C. Asawatrangkuldee, K. Beernaert, O. Behnke, U. Behrens, A. Bermúdez Martínez, A.A. Bin Anuar, K. Borrás¹⁶, V. Botta, A. Campbell, P. Connor, C. Contreras-Campana, F. Costanza, C. Diez Pardos, G. Eckerlin, D. Eckstein, T. Eichhorn, E. Eren, E. Gallo¹⁷, J. Garay Garcia, A. Geiser, A. Gzhko, J.M. Grados Luyando, A. Grohsjean, P. Gunnellini, A. Harb, J. Hauk, M. Hempel¹⁸, H. Jung, A. Kalogeropoulos, M. Kasemann, J. Keaveney, C. Kleinwort, I. Korol, D. Krücker, W. Lange, A. Lelek, T. Lenz, J. Leonard, K. Lipka, W. Lohmann¹⁸, R. Mankel, I.-A. Melzer-Pellmann, A.B. Meyer, G. Mittag, J. Mnich, A. Mussgiller, E. Ntomari, D. Pitzl, R. Placakyte, A. Raspereza, B. Roland, M. Savitskyi, P. Saxena, R. Shevchenko, S. Spannagel, N. Stefaniuk, G.P. Van Onsem, R. Walsh, Y. Wen, K. Wichmann, C. Wissing, O. Zenaiev

Deutsches Elektronen-Synchrotron, Hamburg, Germany

S. Bein, V. Blobel, M. Centis Vignali, T. Dreyer, E. Garutti, D. Gonzalez, J. Haller, A. Hinzmann, M. Hoffmann, A. Karavdina, R. Klanner, R. Kogler, N. Kovalchuk, S. Kurz, T. Lapsien, I. Marchesini, D. Marconi, M. Meyer, M. Niedziela, D. Nowatschin, F. Pantaleo¹⁵, T. Peiffer, A. Perieanu, C. Scharf,

P. Schleper, A. Schmidt, S. Schumann, J. Schwandt, J. Sonneveld, H. Stadie, G. Steinbrück, F.M. Stober, M. Stöver, H. Tholen, D. Troendle, E. Usai, L. Vanelderden, A. Vanhoefer, B. Vormwald

University of Hamburg, Hamburg, Germany

M. Akbiyik, C. Barth, S. Baur, E. Butz, R. Caspart, T. Chwalek, F. Colombo, W. De Boer, A. Dierlamm, B. Freund, R. Friese, M. Giffels, A. Gilbert, D. Haitz, F. Hartmann¹⁵, S.M. Heindl, U. Husemann, F. Kassel¹⁵, S. Kudella, H. Mildner, M.U. Mozer, Th. Müller, M. Plagge, G. Quast, K. Rabbertz, M. Schröder, I. Shvetsov, G. Sieber, H.J. Simonis, R. Ulrich, S. Wayand, M. Weber, T. Weiler, S. Williamson, C. Wöhrmann, R. Wolf

Institut für Experimentelle Kernphysik, Karlsruhe, Germany

G. Anagnostou, G. Daskalakis, T. Gerasis, V.A. Giakoumopoulou, A. Kyriakis, D. Loukas, I. Topsis-Giotis

Institute of Nuclear and Particle Physics (INPP), NCSR Demokritos, Aghia Paraskevi, Greece

S. Kesisoglou, A. Panagiotou, N. Saoulidou

National and Kapodistrian University of Athens, Athens, Greece

I. Evangelou, C. Foudas, P. Kokkas, S. Mallios, N. Manthos, I. Papadopoulos, E. Paradas, J. Strologas, F.A. Triantis

University of Ioánnina, Ioánnina, Greece

M. Csanad, N. Filipovic, G. Pasztor

MTA-ELTE Lendület CMS Particle and Nuclear Physics Group, Eötvös Loránd University, Budapest, Hungary

G. Bencze, C. Hajdu, D. Horvath¹⁹, Á. Hunyadi, F. Sikler, V. Veszpremi, G. Vesztergombi²⁰, A.J. Zsigmond

Wigner Research Centre for Physics, Budapest, Hungary

N. Beni, S. Czellar, J. Karancsi²¹, A. Makovec, J. Molnar, Z. Szillasi

Institute of Nuclear Research ATOMKI, Debrecen, Hungary

M. Bartók²⁰, P. Raics, Z.L. Trocsanyi, B. Ujvari

Institute of Physics, University of Debrecen, Debrecen, Hungary

S. Choudhury, J.R. Komaragiri

Indian Institute of Science (IISc), Bangalore, India

S. Bahinipati²², S. Bhowmik, P. Mal, K. Mandal, A. Nayak²³, D.K. Sahoo²², N. Sahoo, S.K. Swain

National Institute of Science Education and Research, Bhubaneswar, India

S. Bansal, S.B. Beri, V. Bhatnagar, U. Bhawandeep, R. Chawla, N. Dhingra, A.K. Kalsi, A. Kaur, M. Kaur, R. Kumar, P. Kumari, A. Mehta, J.B. Singh, G. Walia

Panjab University, Chandigarh, India

Ashok Kumar, Aashaq Shah, A. Bhardwaj, S. Chauhan, B.C. Choudhary, R.B. Garg, S. Keshri, A. Kumar, S. Malhotra, M. Naimuddin, K. Ranjan, R. Sharma, V. Sharma

University of Delhi, Delhi, India

R. Bhardwaj, R. Bhattacharya, S. Bhattacharya, S. Dey, S. Dutt, S. Dutta, S. Ghosh, N. Majumdar, A. Modak, K. Mondal, S. Mukhopadhyay, S. Nandan, A. Purohit, A. Roy, D. Roy, S. Roy Chowdhury, S. Sarkar, M. Sharan, S. Thakur

Saha Institute of Nuclear Physics, HBNI, Kolkata, India

P.K. Behera

Indian Institute of Technology Madras, Madras, India

R. Chudasama, D. Dutta, V. Jha, V. Kumar, A.K. Mohanty¹⁵, P.K. Netrakanti, L.M. Pant, P. Shukla, A. Topkar

Bhabha Atomic Research Centre, Mumbai, India

T. Aziz, S. Dugad, B. Mahakud, S. Mitra, G.B. Mohanty, N. Sur, B. Sutar

Tata Institute of Fundamental Research-A, Mumbai, India

S. Banerjee, S. Bhattacharya, S. Chatterjee, P. Das, M. Guchait, Sa. Jain, S. Kumar, M. Maity²⁴,
G. Majumder, K. Mazumdar, T. Sarkar²⁴, N. Wickramage²⁵

Tata Institute of Fundamental Research-B, Mumbai, India

S. Chauhan, S. Dube, V. Hegde, A. Kapoor, K. Kotheekar, S. Pandey, A. Rane, S. Sharma

Indian Institute of Science Education and Research (IISER), Pune, India

S. Chenarani²⁶, E. Eskandari Tadavani, S.M. Etesami²⁶, M. Khakzad, M. Mohammadi Najafabadi,
M. Naseri, S. Paktinat Mehdiabadi²⁷, F. Rezaei Hosseinabadi, B. Safarzadeh²⁸, M. Zeinali

Institute for Research in Fundamental Sciences (IPM), Tehran, Iran

M. Felcini, M. Grunewald

University College Dublin, Dublin, Ireland

M. Abbrescia^{a,b}, C. Calabria^{a,b}, C. Caputo^{a,b}, A. Colaleo^a, D. Creanza^{a,c}, L. Cristella^{a,b}, N. De Filippis^{a,c},
M. De Palma^{a,b}, F. Errico^{a,b}, L. Fiore^a, G. Iaselli^{a,c}, S. Lezki^{a,b}, G. Maggi^{a,c}, M. Maggi^a, G. Miniello^{a,b},
S. My^{a,b}, S. Nuzzo^{a,b}, A. Pompili^{a,b}, G. Pugliese^{a,c}, R. Radogna^{a,b}, A. Ranieri^a, G. Selvaggi^{a,b},
A. Sharma^a, L. Silvestris^{a,15}, R. Venditti^a, P. Verwilligen^a

^a INFN Sezione di Bari, Bari, Italy

^b Università di Bari, Bari, Italy

^c Politecnico di Bari, Bari, Italy

G. Abbiendi^a, C. Battilana^{a,b}, D. Bonacorsi^{a,b}, S. Braibant-Giacomelli^{a,b}, R. Campanini^{a,b}, P. Capiluppi^{a,b},
A. Castro^{a,b}, F.R. Cavallo^a, S.S. Chhibra^a, G. Codispoti^{a,b}, M. Cuffiani^{a,b}, G.M. Dallavalle^a, F. Fabbri^a,
A. Fanfani^{a,b}, D. Fasanella^{a,b}, P. Giacomelli^a, C. Grandi^a, L. Guiducci^{a,b}, S. Marcellini^a, G. Masetti^a,
A. Montanari^a, F.L. Navarria^{a,b}, A. Perrotta^a, A.M. Rossi^{a,b}, T. Rovelli^{a,b}, G.P. Siroli^{a,b}, N. Tosi^a

^a INFN Sezione di Bologna, Bologna, Italy

^b Università di Bologna, Bologna, Italy

S. Albergo^{a,b}, S. Costa^{a,b}, A. Di Mattia^a, F. Giordano^{a,b}, R. Potenza^{a,b}, A. Tricomi^{a,b}, C. Tuve^{a,b}

^a INFN Sezione di Catania, Catania, Italy

^b Università di Catania, Catania, Italy

G. Barbagli^a, K. Chatterjee^{a,b}, V. Ciulli^{a,b}, C. Civinini^a, R. D'Alessandro^{a,b}, E. Focardi^{a,b}, P. Lenzi^{a,b},
M. Meschini^a, S. Paoletti^a, L. Russo^{a,29}, G. Sguazzoni^a, D. Strom^a, L. Viliani^{a,b,15}

^a INFN Sezione di Firenze, Firenze, Italy

^b Università di Firenze, Firenze, Italy

L. Benussi, S. Bianco, F. Fabbri, D. Piccolo, F. Primavera¹⁵

INFN Laboratori Nazionali di Frascati, Frascati, Italy

V. Calvelli^{a,b}, F. Ferro^a, E. Robutti^a, S. Tosi^{a,b}

^a INFN Sezione di Genova, Genova, Italy

^b Università di Genova, Genova, Italy

L. Brianza^{a,b}, F. Brivio^{a,b}, V. Ciriolo^{a,b}, M.E. Dinardo^{a,b}, S. Fiorendi^{a,b}, S. Gennai^a, A. Ghezzi^{a,b}, P. Govoni^{a,b}, M. Malberti^{a,b}, S. Malvezzi^a, R.A. Manzoni^{a,b}, D. Menasce^a, L. Moroni^a, M. Paganoni^{a,b}, K. Pauwels^{a,b}, D. Pedrini^a, S. Pigazzini^{a,b,30}, S. Ragazzi^{a,b}, T. Tabarelli de Fatis^{a,b}

^a INFN Sezione di Milano-Bicocca, Milano, Italy

^b Università di Milano-Bicocca, Milano, Italy

S. Buontempo^a, N. Cavallo^{a,c}, S. Di Guida^{a,d,15}, F. Fabozzi^{a,c}, F. Fienga^{a,b}, A.O.M. Iorio^{a,b}, W.A. Khan^a, L. Lista^a, S. Meola^{a,d,15}, P. Paolucci^{a,15}, C. Sciacca^{a,b}, F. Thyssen^a

^a INFN Sezione di Napoli, Napoli, Italy

^b Università di Napoli 'Federico II', Napoli, Italy

^c Università della Basilicata, Potenza, Italy

^d Università G. Marconi, Roma, Italy

P. Azzi^{a,15}, N. Bacchetta^a, L. Benato^{a,b}, A. Boletti^{a,b}, A. Carvalho Antunes De Oliveira^{a,b}, P. Checchia^a, M. Dall'Osso^{a,b}, P. De Castro Manzano^a, T. Dorigo^a, U. Dosselli^a, F. Gasparini^{a,b}, U. Gasparini^{a,b}, A. Gozzelino^a, S. Lacaprara^a, P. Lujan, M. Margoni^{a,b}, A.T. Meneguzzo^{a,b}, N. Pozzobon^{a,b}, P. Ronchese^{a,b}, R. Rossin^{a,b}, F. Simonetto^{a,b}, E. Torassa^a, S. Ventura^a, M. Zanetti^{a,b}, P. Zotto^{a,b}, G. Zumerle^{a,b}

^a INFN Sezione di Padova, Padova, Italy

^b Università di Padova, Padova, Italy

^c Università di Trento, Trento, Italy

A. Braghieri^a, F. Fallavollita^{a,b}, A. Magnani^{a,b}, P. Montagna^{a,b}, S.P. Ratti^{a,b}, V. Re^a, M. Ressegotti, C. Riccardi^{a,b}, P. Salvini^a, I. Vai^{a,b}, P. Vitulo^{a,b}

^a INFN Sezione di Pavia, Pavia, Italy

^b Università di Pavia, Pavia, Italy

L. Alunni Solestizi^{a,b}, M. Biasini^{a,b}, G.M. Bilei^a, C. Cecchi^{a,b}, D. Ciangottini^{a,b}, L. Fanò^{a,b}, P. Lariccia^{a,b}, R. Leonardi^{a,b}, E. Manoni^a, G. Mantovani^{a,b}, V. Mariani^{a,b}, M. Menichelli^a, A. Rossi^{a,b}, A. Santocchia^{a,b}, D. Spiga^a

^a INFN Sezione di Perugia, Perugia, Italy

^b Università di Perugia, Perugia, Italy

K. Androsov^a, P. Azzurri^{a,15}, G. Bagliesi^a, J. Bernardini^a, T. Boccali^a, L. Borrello, R. Castaldi^a, M.A. Ciocci^{a,b}, R. Dell'Orso^a, G. Fedi^a, L. Giannini^{a,c}, A. Giassi^a, M.T. Grippo^{a,29}, F. Ligabue^{a,c}, T. Lomtadze^a, E. Manca^{a,c}, G. Mandorli^{a,c}, L. Martini^{a,b}, A. Messineo^{a,b}, F. Palla^a, A. Rizzi^{a,b}, A. Savoy-Navarro^{a,31}, P. Spagnolo^a, R. Tenchini^a, G. Tonelli^{a,b}, A. Venturi^a, P.G. Verdini^a

^a INFN Sezione di Pisa, Pisa, Italy

^b Università di Pisa, Pisa, Italy

^c Scuola Normale Superiore di Pisa, Pisa, Italy

L. Barone^{a,b}, F. Cavallari^a, M. Cipriani^{a,b}, N. Daci^a, D. Del Re^{a,b,15}, M. Diemoz^a, S. Gelli^{a,b}, E. Longo^{a,b}, F. Margaroli^{a,b}, B. Marzocchi^{a,b}, P. Meridiani^a, G. Organtini^{a,b}, R. Paramatti^{a,b}, F. Preiato^{a,b}, S. Rahatlou^{a,b}, C. Rovelli^a, F. Santanastasio^{a,b}

^a INFN Sezione di Roma, Rome, Italy

^b Sapienza Università di Roma, Rome, Italy

N. Amapane^{a,b}, R. Arcidiacono^{a,c}, S. Argiro^{a,b}, M. Arneodo^{a,c}, N. Bartosik^a, R. Bellan^{a,b}, C. Biino^a, N. Cartiglia^a, F. Cenna^{a,b}, M. Costa^{a,b}, R. Covarelli^{a,b}, A. Degano^{a,b}, N. Demaria^a, B. Kiani^{a,b}, C. Mariotti^a, S. Maselli^a, E. Migliore^{a,b}, V. Monaco^{a,b}, E. Monteil^{a,b}, M. Monteno^a, M.M. Obertino^{a,b}, L. Pacher^{a,b}, N. Pastrone^a, M. Pelliccioni^a, G.L. Pinna Angioni^{a,b}, F. Ravera^{a,b}, A. Romero^{a,b}, M. Ruspa^{a,c}, R. Sacchi^{a,b}, K. Shchelina^{a,b}, V. Sola^a, A. Solano^{a,b}, A. Staiano^a, P. Traczyk^{a,b}

^a INFN Sezione di Torino, Torino, Italy

^b Università di Torino, Torino, Italy

^c Università del Piemonte Orientale, Novara, Italy

S. Belforte ^a, M. Casarsa ^a, F. Cossutti ^a, G. Della Ricca ^{a,b}, A. Zanetti ^a

^a INFN Sezione di Trieste, Trieste, Italy

^b Università di Trieste, Trieste, Italy

D.H. Kim, G.N. Kim, M.S. Kim, J. Lee, S. Lee, S.W. Lee, C.S. Moon, Y.D. Oh, S. Sekmen, D.C. Son, Y.C. Yang

Kyungpook National University, Daegu, Republic of Korea

A. Lee

Chonbuk National University, Jeonju, Republic of Korea

H. Kim, D.H. Moon, G. Oh

Chonnam National University, Institute for Universe and Elementary Particles, Kwangju, Republic of Korea

J.A. Brochero Cifuentes, J. Goh, T.J. Kim

Hanyang University, Seoul, Republic of Korea

S. Cho, S. Choi, Y. Go, D. Gyun, S. Ha, B. Hong, Y. Jo, Y. Kim, K. Lee, K.S. Lee, S. Lee, J. Lim, S.K. Park, Y. Roh

Korea University, Seoul, Republic of Korea

J. Almond, J. Kim, J.S. Kim, H. Lee, K. Lee, K. Nam, S.B. Oh, B.C. Radburn-Smith, S.h. Seo, U.K. Yang, H.D. Yoo, G.B. Yu

Seoul National University, Seoul, Republic of Korea

M. Choi, H. Kim, J.H. Kim, J.S.H. Lee, I.C. Park, G. Ryu

University of Seoul, Seoul, Republic of Korea

Y. Choi, C. Hwang, J. Lee, I. Yu

Sungkyunkwan University, Suwon, Republic of Korea

V. Dudenas, A. Juodagalvis, J. Vaitkus

Vilnius University, Vilnius, Lithuania

I. Ahmed, Z.A. Ibrahim, M.A.B. Md Ali ³², F. Mohamad Idris ³³, W.A.T. Wan Abdullah, M.N. Yusli, Z. Zolkapli

National Centre for Particle Physics, Universiti Malaya, Kuala Lumpur, Malaysia

H. Castilla-Valdez, E. De La Cruz-Burelo, C. Duran, I. Heredia-De La Cruz ³⁴, R. Lopez-Fernandez, J. Mejia Guisao, R.I. Rabadán Trejo, G. Ramirez Sanchez, R. Reyes-Almanza, A. Sanchez-Hernandez

Centro de Investigacion y de Estudios Avanzados del IPN, Mexico City, Mexico

S. Carrillo Moreno, C. Oropeza Barrera, F. Vazquez Valencia

Universidad Iberoamericana, Mexico City, Mexico

I. Pedraza, H.A. Salazar Ibarguen, C. Uribe Estrada

Benemerita Universidad Autonoma de Puebla, Puebla, Mexico

A. Morelos Pineda

Universidad Autónoma de San Luis Potosí, San Luis Potosí, Mexico

D. Krofcheck

University of Auckland, Auckland, New Zealand

P.H. Butler*University of Canterbury, Christchurch, New Zealand***A. Ahmad, M. Ahmad, Q. Hassan, H.R. Hoorani, A. Saddique, M.A. Shah, M. Shoaib, M. Waqas***National Centre for Physics, Quaid-I-Azam University, Islamabad, Pakistan***H. Bialkowska, M. Bluj, B. Boimska, T. Frueboes, M. Górski, M. Kazana, K. Nawrocki, K. Romanowska-Rybinska, M. Szleper, P. Zalewski***National Centre for Nuclear Research, Swierk, Poland***K. Bunkowski, A. Byszuk³⁵, K. Doroba, A. Kalinowski, M. Konecki, J. Krolikowski, M. Misiura, M. Olszewski, A. Pyskir, M. Walczak***Institute of Experimental Physics, Faculty of Physics, University of Warsaw, Warsaw, Poland***P. Bargassa, C. Beirão Da Cruz E Silva, B. Calpas, A. Di Francesco, P. Faccioli, M. Gallinaro, J. Hollar, N. Leonardo, L. Lloret Iglesias, M.V. Nemallapudi, J. Seixas, O. Toldaiev, D. Vadrucchio, J. Varela***Laboratório de Instrumentação e Física Experimental de Partículas, Lisboa, Portugal***S. Afanasiev, P. Bunin, M. Gavrilenko, I. Golutvin, I. Gorbunov, A. Kamenev, V. Karjavin, A. Lanev, A. Malakhov, V. Matveev^{36,37}, V. Palichik, V. Perelygin, S. Shmatov, S. Shulha, N. Skatchkov, V. Smirnov, N. Voytishin, A. Zarubin***Joint Institute for Nuclear Research, Dubna, Russia***Y. Ivanov, V. Kim³⁸, E. Kuznetsova³⁹, P. Levchenko, V. Murzin, V. Oreshkin, I. Smirnov, V. Sulimov, L. Uvarov, S. Vavilov, A. Vorobyev***Petersburg Nuclear Physics Institute, Gatchina (St. Petersburg), Russia***Yu. Andreev, A. Dermenev, S. Gninenko, N. Golubev, A. Karneyeu, M. Kirsanov, N. Krasnikov, A. Pashenkov, D. Tlisov, A. Toropin***Institute for Nuclear Research, Moscow, Russia***V. Epshteyn, V. Gavrilov, N. Lychkovskaya, V. Popov, I. Pozdnyakov, G. Safronov, A. Spiridonov, A. Stepanov, M. Toms, E. Vlasov, A. Zhokin***Institute for Theoretical and Experimental Physics, Moscow, Russia***T. Aushev, A. Bylinkin³⁷***Moscow Institute of Physics and Technology, Moscow, Russia***M. Chadeeva⁴⁰, P. Parygin, D. Philippov, S. Polikarpov, E. Popova, V. Rusinov***National Research Nuclear University 'Moscow Engineering Physics Institute' (MEPhI), Moscow, Russia***V. Andreev, M. Azarkin³⁷, I. Dremin³⁷, M. Kirakosyan³⁷, A. Terkulov***P.N. Lebedev Physical Institute, Moscow, Russia***A. Baskakov, A. Belyaev, E. Boos, V. Bunichev, M. Dubinin⁴¹, L. Dudko, A. Gribushin, V. Klyukhin, O. Kodolova, I. Lokhtin, I. Miagkov, S. Obraztsov, S. Petrushanko, V. Savrin, A. Snigirev***Skobeltsyn Institute of Nuclear Physics, Lomonosov Moscow State University, Moscow, Russia***V. Blinov⁴², Y. Skovpen⁴², D. Shtol⁴²***Novosibirsk State University (NSU), Novosibirsk, Russia*

I. Azhgirey, I. Bayshev, S. Bitioukov, D. Elumakhov, V. Kachanov, A. Kalinin, D. Konstantinov, V. Krychkin, V. Petrov, R. Ryutin, A. Sobol, S. Troshin, N. Tyurin, A. Uzunian, A. Volkov

State Research Center of Russian Federation, Institute for High Energy Physics, Protvino, Russia

P. Adzic⁴³, P. Cirkovic, D. Devetak, M. Dordevic, J. Milosevic, V. Rekovic

University of Belgrade, Faculty of Physics and Vinca Institute of Nuclear Sciences, Belgrade, Serbia

J. Alcaraz Maestre, M. Barrio Luna, M. Cerrada, N. Colino, B. De La Cruz, A. Delgado Peris, A. Escalante Del Valle, C. Fernandez Bedoya, J.P. Fernández Ramos, J. Flix, M.C. Fouz, P. Garcia-Abia, O. Gonzalez Lopez, S. Goy Lopez, J.M. Hernandez, M.I. Josa, A. Pérez-Calero Yzquierdo, J. Puerta Pelayo, A. Quintario Olmeda, I. Redondo, L. Romero, M.S. Soares, A. Álvarez Fernández

Centro de Investigaciones Energéticas Medioambientales y Tecnológicas (CIEMAT), Madrid, Spain

J.F. de Trocóniz, M. Missiroli, D. Moran

Universidad Autónoma de Madrid, Madrid, Spain

J. Cuevas, C. Erice, J. Fernandez Menendez, I. Gonzalez Caballero, J.R. González Fernández, E. Palencia Cortezon, S. Sanchez Cruz, I. Suárez Andrés, P. Vischia, J.M. Vizan Garcia

Universidad de Oviedo, Oviedo, Spain

I.J. Cabrillo, A. Calderon, B. Chazin Quero, E. Curras, M. Fernandez, J. Garcia-Ferrero, G. Gomez, A. Lopez Virto, J. Marco, C. Martinez Rivero, P. Martinez Ruiz del Arbol, F. Matorras, J. Piedra Gomez, T. Rodrigo, A. Ruiz-Jimeno, L. Scodellaro, N. Trevisani, I. Vila, R. Vilar Cortabitarte

Instituto de Física de Cantabria (IFCA), CSIC-Universidad de Cantabria, Santander, Spain

D. Abbaneo, E. Auffray, P. Baillon, A.H. Ball, D. Barney, M. Bianco, P. Bloch, A. Bocci, C. Botta, T. Camporesi, R. Castello, M. Cepeda, G. Cerminara, E. Chapon, Y. Chen, D. d'Enterria, A. Dabrowski, V. Daponte, A. David, M. De Gruttola, A. De Roeck, E. Di Marco⁴⁴, M. Dobson, B. Dorney, T. du Pree, M. Dünser, N. Dupont, A. Elliott-Peisert, P. Everaerts, G. Franzoni, J. Fulcher, W. Funk, D. Gigi, K. Gill, F. Glege, D. Gulhan, S. Gundacker, M. Guthoff, P. Harris, J. Hegeman, V. Innocente, P. Janot, O. Karacheban¹⁸, J. Kieseler, H. Kirschenmann, V. Knünz, A. Kornmayer¹⁵, M.J. Kortelainen, M. Krammer¹, C. Lange, P. Lecoq, C. Lourenço, M.T. Lucchini, L. Malgeri, M. Mannelli, A. Martelli, F. Meijers, J.A. Merlin, S. Mersi, E. Meschi, P. Milenovic⁴⁵, F. Moortgat, M. Mulders, H. Neugebauer, S. Orfanelli, L. Orsini, L. Pape, E. Perez, M. Peruzzi, A. Petrilli, G. Petrucciani, A. Pfeiffer, M. Pierini, A. Racz, T. Reis, G. Rolandi⁴⁶, M. Rovere, H. Sakulin, C. Schäfer, C. Schwick, M. Seidel, M. Selvaggi, A. Sharma, P. Silva, P. Sphicas⁴⁷, J. Steggemann, M. Stoye, M. Tosi, D. Treille, A. Triossi, A. Tsirou, V. Veckalns⁴⁸, G.I. Veres²⁰, M. Verweij, N. Wardle, W.D. Zeuner

CERN, European Organization for Nuclear Research, Geneva, Switzerland

W. Bertl[†], L. Caminada⁴⁹, K. Deiters, W. Erdmann, R. Horisberger, Q. Ingram, H.C. Kaestli, D. Kotlinski, U. Langenegger, T. Rohe, S.A. Wiederkehr

Paul Scherrer Institut, Villigen, Switzerland

F. Bachmair, L. Bäni, P. Berger, L. Bianchini, B. Casal, G. Dissertori, M. Dittmar, M. Donegà, C. Grab, C. Heidegger, D. Hits, J. Hoss, G. Kasieczka, T. Klijsma, W. Lustermann, B. Mangano, M. Marionneau, M.T. Meinhard, D. Meister, F. Micheli, P. Musella, F. Nessi-Tedaldi, F. Pandolfi, J. Pata, F. Pauss, G. Perrin, L. Perrozzi, M. Quittnat, M. Schönenberger, L. Shchutska, V.R. Tavolaro, K. Theofilatos, M.L. Vesterbacka Olsson, R. Wallny, A. Zagozdinska³⁵, D.H. Zhu

Institute for Particle Physics, ETH Zurich, Zurich, Switzerland

T.K. Aarrestad, C. Amsler⁵⁰, M.F. Canelli, A. De Cosa, S. Donato, C. Galloni, T. Hreus, B. Kilminster, J. Ngadiuba, D. Pinna, G. Rauco, P. Robmann, D. Salerno, C. Seitz, Y. Takahashi, A. Zucchetta

Universität Zürich, Zurich, Switzerland

V. Candelise, T.H. Doan, Sh. Jain, R. Khurana, C.M. Kuo, W. Lin, A. Pozdnyakov, S.S. Yu

National Central University, Chung-Li, Taiwan

Arun Kumar, P. Chang, Y. Chao, K.F. Chen, P.H. Chen, F. Fiori, W.-S. Hou, Y. Hsiung, Y.F. Liu, R.-S. Lu, M. Miñano Moya, E. Paganis, A. Psallidas, J.f. Tsai

National Taiwan University (NTU), Taipei, Taiwan

B. Asavapibhop, K. Kovitanggoon, G. Singh, N. Srimanobhas

Chulalongkorn University, Faculty of Science, Department of Physics, Bangkok, Thailand

A. Adiguzel⁵¹, F. Boran, S. Cerci⁵², S. Damarseckin, Z.S. Demiroglu, C. Dozen, I. Dumanoglu, S. Girgis, G. Gokbulut, Y. Guler, I. Hos⁵³, E.E. Kangal⁵⁴, O. Kara, A. Kayis Topaksu, U. Kiminsu, M. Oglakci, G. Onengut⁵⁵, K. Ozdemir⁵⁶, D. Sunar Cerci⁵², B. Tali⁵², S. Turkcapar, I.S. Zorbakir, C. Zorbilmez

Çukurova University, Physics Department, Science and Art Faculty, Adana, Turkey

B. Bilin, G. Karapinar⁵⁷, K. Ocalan⁵⁸, M. Yalvac, M. Zeyrek

Middle East Technical University, Physics Department, Ankara, Turkey

E. Gülmez, M. Kaya⁵⁹, O. Kaya⁶⁰, S. Tekten, E.A. Yetkin⁶¹

Bogazici University, Istanbul, Turkey

M.N. Agaras, S. Atay, A. Cakir, K. Cankocak

Istanbul Technical University, Istanbul, Turkey

B. Grynyov

Institute for Scintillation Materials of National Academy of Science of Ukraine, Kharkov, Ukraine

L. Levchuk, P. Sorokin

National Scientific Center, Kharkov Institute of Physics and Technology, Kharkov, Ukraine

R. Aggleton, F. Ball, L. Beck, J.J. Brooke, D. Burns, E. Clement, D. Cussans, O. Davignon, H. Flacher, J. Goldstein, M. Grimes, G.P. Heath, H.F. Heath, J. Jacob, L. Kreczko, C. Lucas, D.M. Newbold⁶², S. Paramesvaran, A. Poll, T. Sakuma, S. Seif El Nasr-storey, D. Smith, V.J. Smith

University of Bristol, Bristol, United Kingdom

K.W. Bell, A. Belyaev⁶³, C. Brew, R.M. Brown, L. Calligaris, D. Cieri, D.J.A. Cockerill, J.A. Coughlan, K. Harder, S. Harper, E. Olaiya, D. Petyt, C.H. Shepherd-Themistocleous, A. Thea, I.R. Tomalin, T. Williams

Rutherford Appleton Laboratory, Didcot, United Kingdom

R. Bainbridge, S. Breeze, O. Buchmuller, A. Bundock, S. Casasso, M. Citron, D. Colling, L. Corpe, P. Dauncey, G. Davies, A. De Wit, M. Della Negra, R. Di Maria, A. Elwood, Y. Haddad, G. Hall, G. Iles, T. James, R. Lane, C. Laner, L. Lyons, A.-M. Magnan, S. Malik, L. Mastrolorenzo, T. Matsushita, J. Nash, A. Nikitenko⁶, V. Palladino, M. Pesaresi, D.M. Raymond, A. Richards, A. Rose, E. Scott, C. Seez, A. Shtipliyski, S. Summers, A. Tapper, K. Uchida, M. Vazquez Acosta⁶⁴, T. Virdee¹⁵, D. Winterbottom, J. Wright, S.C. Zenz

Imperial College, London, United Kingdom

J.E. Cole, P.R. Hobson, A. Khan, P. Kyberd, I.D. Reid, P. Symonds, L. Teodorescu, M. Turner

Brunel University, Uxbridge, United Kingdom

A. Borzou, K. Call, J. Dittmann, K. Hatakeyama, H. Liu, N. Pastika, C. Smith

Baylor University, Waco, USA

R. Bartek, A. Dominguez

Catholic University of America, Washington DC, USA

A. Buccilli, S.I. Cooper, C. Henderson, P. Rumerio, C. West

The University of Alabama, Tuscaloosa, USA

D. Arcaro, A. Avetisyan, T. Bose, D. Gastler, D. Rankin, C. Richardson, J. Rohlf, L. Sulak, D. Zou

Boston University, Boston, USA

G. Benelli, D. Cutts, A. Garabedian, J. Hakala, U. Heintz, J.M. Hogan, K.H.M. Kwok, E. Laird, G. Landsberg, Z. Mao, M. Narain, J. Pazzini, S. Piperov, S. Sagir, R. Syarif, D. Yu

Brown University, Providence, USA

R. Band, C. Brainerd, D. Burns, M. Calderon De La Barca Sanchez, M. Chertok, J. Conway, R. Conway, P.T. Cox, R. Erbacher, C. Flores, G. Funk, M. Gardner, W. Ko, R. Lander, C. Mclean, M. Mulhearn, D. Pellett, J. Pilot, S. Shalhout, M. Shi, J. Smith, M. Squires, D. Stolp, K. Tos, M. Tripathi, Z. Wang

University of California, Davis, Davis, USA

M. Bachtis, C. Bravo, R. Cousins, A. Dasgupta, A. Florent, J. Hauser, M. Ignatenko, N. Mccoll, D. Saltzberg, C. Schnaible, V. Valuev

University of California, Los Angeles, USA

E. Bouvier, K. Burt, R. Clare, J. Ellison, J.W. Gary, S.M.A. Ghiasi Shirazi, G. Hanson, J. Heilman, P. Jandir, E. Kennedy, F. Lacroix, O.R. Long, M. Olmedo Negrete, M.I. Paneva, A. Shrinivas, W. Si, L. Wang, H. Wei, S. Wimpenny, B.R. Yates

University of California, Riverside, Riverside, USA

J.G. Branson, S. Cittolin, M. Derdzinski, R. Gerosa, B. Hashemi, A. Holzner, D. Klein, G. Kole, V. Krutelyov, J. Letts, I. Macneill, M. Masciovecchio, D. Olivito, S. Padhi, M. Pieri, M. Sani, V. Sharma, S. Simon, M. Tadel, A. Vartak, S. Wasserbaech⁶⁵, J. Wood, F. Würthwein, A. Yagil, G. Zevi Della Porta

University of California, San Diego, La Jolla, USA

N. Amin, R. Bhandari, J. Bradmiller-Feld, C. Campagnari, A. Dishaw, V. Dutta, M. Franco Sevilla, C. George, F. Golf, L. Gouskos, J. Gran, R. Heller, J. Incandela, S.D. Mullin, A. Ovcharova, H. Qu, J. Richman, D. Stuart, I. Suarez, J. Yoo

University of California, Santa Barbara – Department of Physics, Santa Barbara, USA

D. Anderson, J. Bendavid, A. Bornheim, J.M. Lawhorn, H.B. Newman, T. Nguyen, C. Pena, M. Spiropulu, J.R. Vlimant, S. Xie, Z. Zhang, R.Y. Zhu

California Institute of Technology, Pasadena, USA

M.B. Andrews, T. Ferguson, T. Mudholkar, M. Paulini, J. Russ, M. Sun, H. Vogel, I. Vorobiev, M. Weinberg

Carnegie Mellon University, Pittsburgh, USA

J.P. Cumalat, W.T. Ford, F. Jensen, A. Johnson, M. Krohn, S. Leontsinis, T. Mulholland, K. Stenson, S.R. Wagner

University of Colorado Boulder, Boulder, USA

J. Alexander, J. Chaves, J. Chu, S. Dittmer, K. Mcdermott, N. Mirman, J.R. Patterson, A. Rinkevicius, A. Ryd, L. Skinnari, L. Soffi, S.M. Tan, Z. Tao, J. Thom, J. Tucker, P. Wittich, M. Zientek

Cornell University, Ithaca, USA

S. Abdullin, M. Albrow, G. Apollinari, A. Apresyan, A. Apyan, S. Banerjee, L.A.T. Bauerdick, A. Beretvas, J. Berryhill, P.C. Bhat, G. Bolla, K. Burkett, J.N. Butler, A. Canepa, G.B. Cerati, H.W.K. Cheung, F. Chlebana, M. Cremonesi, J. Duarte, V.D. Elvira, J. Freeman, Z. Gecse, E. Gottschalk, L. Gray, D. Green, S. Grünendahl, O. Gutsche, R.M. Harris, S. Hasegawa, J. Hirschauer, Z. Hu, B. Jayatilaka, S. Jindariani, M. Johnson, U. Joshi, B. Klima, B. Kreis, S. Lammel, D. Lincoln, R. Lipton, M. Liu, T. Liu, R. Lopes De Sá, J. Lykken, K. Maeshima, N. Magini, J.M. Marraffino, S. Maruyama, D. Mason, P. McBride, P. Merkel, S. Mrenna, S. Nahn, V. O'Dell, K. Pedro, O. Prokofyev, G. Rakness, L. Ristori, B. Schneider, E. Sexton-Kennedy, A. Soha, W.J. Spalding, L. Spiegel, S. Stoynev, J. Strait, N. Strobbe, L. Taylor, S. Tkaczyk, N.V. Tran, L. Uplegger, E.W. Vaandering, C. Vernieri, M. Verzocchi, R. Vidal, M. Wang, H.A. Weber, A. Whitbeck

Fermi National Accelerator Laboratory, Batavia, USA

D. Acosta, P. Avery, P. Bortignon, D. Bourilkov, A. Brinkerhoff, A. Carnes, M. Carver, D. Curry, S. Das, R.D. Field, I.K. Furic, J. Konigsberg, A. Korytov, K. Kotov, P. Ma, K. Matchev, H. Mei, G. Mitselmakher, D. Rank, D. Sperka, N. Terentyev, L. Thomas, J. Wang, S. Wang, J. Yelton

University of Florida, Gainesville, USA

Y.R. Joshi, S. Linn, P. Markowitz, J.L. Rodriguez

Florida International University, Miami, USA

A. Ackert, T. Adams, A. Askew, S. Hagopian, V. Hagopian, K.F. Johnson, T. Kolberg, G. Martinez, T. Perry, H. Prosper, A. Saha, A. Santra, R. Yohay

Florida State University, Tallahassee, USA

M.M. Baarmand, V. Bhopatkar, S. Colafranceschi, M. Hohlmann, D. Noonan, T. Roy, F. Yumiceva

Florida Institute of Technology, Melbourne, USA

M.R. Adams, L. Apanasevich, D. Berry, R.R. Betts, R. Cavanaugh, X. Chen, O. Evdokimov, C.E. Gerber, D.A. Hangal, D.J. Hofman, K. Jung, J. Kamin, I.D. Sandoval Gonzalez, M.B. Tonjes, H. Trauger, N. Varelas, H. Wang, Z. Wu, J. Zhang

University of Illinois at Chicago (UIC), Chicago, USA

B. Bilki⁶⁶, W. Clarida, K. Dilsiz⁶⁷, S. Durgut, R.P. Gandrajula, M. Haytmyradov, V. Khristenko, J.-P. Merlo, H. Mermerkaya⁶⁸, A. Mestvirishvili, A. Moeller, J. Nachtman, H. Ogul⁶⁹, Y. Onel, F. Ozok⁷⁰, A. Penzo, C. Snyder, E. Tiras, J. Wetzel, K. Yi

The University of Iowa, Iowa City, USA

B. Blumenfeld, A. Cocoros, N. Eminizer, D. Fehling, L. Feng, A.V. Gritsan, P. Maksimovic, J. Roskes, U. Sarica, M. Swartz, M. Xiao, C. You

Johns Hopkins University, Baltimore, USA

A. Al-bataineh, P. Baringer, A. Bean, S. Boren, J. Bowen, J. Castle, S. Khalil, A. Kropivnitskaya, D. Majumder, W. Mcbrayer, M. Murray, C. Royon, S. Sanders, E. Schmitz, R. Stringer, J.D. Tapia Takaki, Q. Wang

The University of Kansas, Lawrence, USA

A. Ivanov, K. Kaadze, Y. Maravin, A. Mohammadi, L.K. Saini, N. Skhirtladze, S. Toda

Kansas State University, Manhattan, USA

F. Rebassoo, D. Wright

Lawrence Livermore National Laboratory, Livermore, USA

C. Anelli, A. Baden, O. Baron, A. Belloni, B. Calvert, S.C. Eno, C. Ferraioli, N.J. Hadley, S. Jabeen, G.Y. Jeng, R.G. Kellogg, J. Kunkle, A.C. Mignerey, F. Ricci-Tam, Y.H. Shin, A. Skuja, S.C. Tonwar

University of Maryland, College Park, USA

D. Abercrombie, B. Allen, V. Azzolini, R. Barbieri, A. Baty, R. Bi, S. Brandt, W. Busza, I.A. Cali, M. D'Alfonso, Z. Demiragli, G. Gomez Ceballos, M. Goncharov, D. Hsu, Y. Iiyama, G.M. Innocenti, M. Klute, D. Kovalskyi, Y.S. Lai, Y.-J. Lee, A. Levin, P.D. Luckey, B. Maier, A.C. Marini, C. McGinn, C. Mironov, S. Narayanan, X. Niu, C. Paus, C. Roland, G. Roland, J. Salfeld-Nebgen, G.S.F. Stephans, K. Tatar, D. Velicanu, J. Wang, T.W. Wang, B. Wyslouch

Massachusetts Institute of Technology, Cambridge, USA

A.C. Benvenuti, R.M. Chatterjee, A. Evans, P. Hansen, S. Kalafut, Y. Kubota, Z. Lesko, J. Mans, S. Nourbakhsh, N. Ruckstuhl, R. Rusack, J. Turkewitz

University of Minnesota, Minneapolis, USA

J.G. Acosta, S. Oliveros

University of Mississippi, Oxford, USA

E. Avdeeva, K. Bloom, D.R. Claes, C. Fangmeier, R. Gonzalez Suarez, R. Kamalieddin, I. Kravchenko, J. Monroy, J.E. Siado, G.R. Snow, B. Stieger

University of Nebraska-Lincoln, Lincoln, USA

M. Alyari, J. Dolen, A. Godshalk, C. Harrington, I. Iashvili, D. Nguyen, A. Parker, S. Rappoccio, B. Roobahani

State University of New York at Buffalo, Buffalo, USA

G. Alverson, E. Barberis, A. Hortiangtham, A. Massironi, D.M. Morse, D. Nash, T. Orimoto, R. Teixeira De Lima, D. Trocino, D. Wood

Northeastern University, Boston, USA

S. Bhattacharya, O. Charaf, K.A. Hahn, N. Mucia, N. Odell, B. Pollack, M.H. Schmitt, K. Sung, M. Trovato, M. Velasco

Northwestern University, Evanston, USA

N. Dev, M. Hildreth, K. Hurtado Anampa, C. Jessop, D.J. Karmgard, N. Kellams, K. Lannon, N. Loukas, N. Marinelli, F. Meng, C. Mueller, Y. Musienko³⁶, M. Planer, A. Reinsvold, R. Ruchti, G. Smith, S. Taroni, M. Wayne, M. Wolf, A. Woodard

University of Notre Dame, Notre Dame, USA

J. Alimena, L. Antonelli, B. Bylsma, L.S. Durkin, S. Flowers, B. Francis, A. Hart, C. Hill, W. Ji, B. Liu, W. Luo, D. Puigh, B.L. Winer, H.W. Wulsin

The Ohio State University, Columbus, USA

A. Benaglia, S. Cooperstein, O. Driga, P. Elmer, J. Hardenbrook, P. Hebda, S. Higginbotham, D. Lange, J. Luo, D. Marlow, K. Mei, I. Ojalvo, J. Olsen, C. Palmer, P. Piroué, D. Stickland, C. Tully

Princeton University, Princeton, USA

S. Malik, S. Norberg

University of Puerto Rico, Mayaguez, USA

A. Barker, V.E. Barnes, S. Folgueras, L. Gutay, M.K. Jha, M. Jones, A.W. Jung, A. Khatiwada, D.H. Miller, N. Neumeister, C.C. Peng, J.F. Schulte, J. Sun, F. Wang, W. Xie

Purdue University, West Lafayette, USA

T. Cheng, N. Parashar, J. Stupak

Purdue University Northwest, Hammond, USA

A. Adair, B. Akgun, Z. Chen, K.M. Ecklund, F.J.M. Geurts, M. Guilbaud, W. Li, B. Michlin, M. Northup, B.P. Padley, J. Roberts, J. Rorie, Z. Tu, J. Zabel

Rice University, Houston, USA

A. Bodek, P. de Barbaro, R. Demina, Y.t. Duh, T. Ferbel, M. Galanti, A. Garcia-Bellido, J. Han, O. Hindrichs, A. Khukhunaishvili, K.H. Lo, P. Tan, M. Verzetti

University of Rochester, Rochester, USA

R. Ciesielski, K. Goulianos, C. Mesropian

The Rockefeller University, New York, USA

A. Agapitos, J.P. Chou, Y. Gershtein, T.A. Gómez Espinosa, E. Halkiadakis, M. Heindl, E. Hughes, S. Kaplan, R. Kunnawalkam Elayavalli, S. Kyriacou, A. Lath, R. Montalvo, K. Nash, M. Osherson, H. Saka, S. Salur, S. Schnetzer, D. Sheffield, S. Somalwar, R. Stone, S. Thomas, P. Thomassen, M. Walker

Rutgers, The State University of New Jersey, Piscataway, USA

A.G. Delannoy, M. Foerster, J. Heideman, G. Riley, K. Rose, S. Spanier, K. Thapa

University of Tennessee, Knoxville, USA

O. Bouhali⁷¹, A. Castaneda Hernandez⁷¹, A. Celik, M. Dalchenko, M. De Mattia, A. Delgado, S. Dildick, R. Eusebi, J. Gilmore, T. Huang, T. Kamon⁷², R. Mueller, Y. Pakhotin, R. Patel, A. Perloff, L. Perniè, D. Rathjens, A. Safonov, A. Tatarinov, K.A. Ulmer

Texas A&M University, College Station, USA

N. Akchurin, J. Damgov, F. De Guio, P.R. Duderov, J. Faulkner, E. Gurpinar, S. Kunori, K. Lamichhane, S.W. Lee, T. Libeiro, T. Peltola, S. Undleeb, I. Volobouev, Z. Wang

Texas Tech University, Lubbock, USA

S. Greene, A. Gurrola, R. Janjam, W. Johns, C. Maguire, A. Melo, H. Ni, P. Sheldon, S. Tuo, J. Velkovska, Q. Xu

Vanderbilt University, Nashville, USA

M.W. Arenton, P. Barria, B. Cox, R. Hirosky, A. Ledovskoy, H. Li, C. Neu, T. Sinthuprasith, X. Sun, Y. Wang, E. Wolfe, F. Xia

University of Virginia, Charlottesville, USA

R. Harr, P.E. Karchin, J. Sturdy, S. Zaleski

Wayne State University, Detroit, USA

M. Brodski, J. Buchanan, C. Caillol, S. Dasu, L. Dodd, S. Duric, B. Gomber, M. Grothe, M. Herndon, A. Hervé, U. Hussain, P. Klabbers, A. Lanaro, A. Levine, K. Long, R. Loveless, G.A. Pierro, G. Polese, T. Ruggles, A. Savin, N. Smith, W.H. Smith, D. Taylor, N. Woods

University of Wisconsin – Madison, Madison, WI, USA

† Deceased.

¹ Also at Vienna University of Technology, Vienna, Austria.

² Also at State Key Laboratory of Nuclear Physics and Technology, Peking University, Beijing, China.

³ Also at Universidade Estadual de Campinas, Campinas, Brazil.

⁴ Also at Universidade Federal de Pelotas, Pelotas, Brazil.

⁵ Also at Université Libre de Bruxelles, Bruxelles, Belgium.

⁶ Also at Institute for Theoretical and Experimental Physics, Moscow, Russia.

⁷ Also at Joint Institute for Nuclear Research, Dubna, Russia.

⁸ Also at Helwan University, Cairo, Egypt.

⁹ Now at Zewail City of Science and Technology, Zewail, Egypt.

¹⁰ Now at Fayoum University, El-Fayoum, Egypt.

¹¹ Also at British University in Egypt, Cairo, Egypt.

¹² Now at Ain Shams University, Cairo, Egypt.

¹³ Also at Université de Haute Alsace, Mulhouse, France.

¹⁴ Also at Skobeltsyn Institute of Nuclear Physics, Lomonosov Moscow State University, Moscow, Russia.

¹⁵ Also at CERN, European Organization for Nuclear Research, Geneva, Switzerland.

¹⁶ Also at RWTH Aachen University, III. Physikalisches Institut A, Aachen, Germany.

¹⁷ Also at University of Hamburg, Hamburg, Germany.

¹⁸ Also at Brandenburg University of Technology, Cottbus, Germany.

¹⁹ Also at Institute of Nuclear Research ATOMKI, Debrecen, Hungary.

²⁰ Also at MTA-ELTE Lendület CMS Particle and Nuclear Physics Group, Eötvös Loránd University, Budapest, Hungary.

²¹ Also at Institute of Physics, University of Debrecen, Debrecen, Hungary.

²² Also at Indian Institute of Technology Bhubaneswar, Bhubaneswar, India.

²³ Also at Institute of Physics, Bhubaneswar, India.

²⁴ Also at University of Visva-Bharati, Santiniketan, India.

²⁵ Also at University of Ruhuna, Matara, Sri Lanka.

²⁶ Also at Isfahan University of Technology, Isfahan, Iran.

²⁷ Also at Yazd University, Yazd, Iran.

²⁸ Also at Plasma Physics Research Center, Science and Research Branch, Islamic Azad University, Tehran, Iran.

²⁹ Also at Università degli Studi di Siena, Siena, Italy.

³⁰ Also at INFN Sezione di Milano-Bicocca; Università di Milano-Bicocca, Milano, Italy.

³¹ Also at Purdue University, West Lafayette, USA.

³² Also at International Islamic University of Malaysia, Kuala Lumpur, Malaysia.

³³ Also at Malaysian Nuclear Agency, MOSTI, Kajang, Malaysia.

³⁴ Also at Consejo Nacional de Ciencia y Tecnología, Mexico city, Mexico.

³⁵ Also at Warsaw University of Technology, Institute of Electronic Systems, Warsaw, Poland.

³⁶ Also at Institute for Nuclear Research, Moscow, Russia.

³⁷ Now at National Research Nuclear University 'Moscow Engineering Physics Institute' (MEPhI), Moscow, Russia.

³⁸ Also at St. Petersburg State Polytechnical University, St. Petersburg, Russia.

³⁹ Also at University of Florida, Gainesville, USA.

⁴⁰ Also at P.N. Lebedev Physical Institute, Moscow, Russia.

⁴¹ Also at California Institute of Technology, Pasadena, USA.

⁴² Also at Budker Institute of Nuclear Physics, Novosibirsk, Russia.

⁴³ Also at Faculty of Physics, University of Belgrade, Belgrade, Serbia.

⁴⁴ Also at INFN Sezione di Roma; Sapienza Università di Roma, Rome, Italy.

⁴⁵ Also at University of Belgrade, Faculty of Physics and Vinca Institute of Nuclear Sciences, Belgrade, Serbia.

⁴⁶ Also at Scuola Normale e Sezione dell'INFN, Pisa, Italy.

⁴⁷ Also at National and Kapodistrian University of Athens, Athens, Greece.

⁴⁸ Also at Riga Technical University, Riga, Latvia.

⁴⁹ Also at Universität Zürich, Zurich, Switzerland.

⁵⁰ Also at Stefan Meyer Institute for Subatomic Physics (SMI), Vienna, Austria.

⁵¹ Also at Istanbul University, Faculty of Science, Istanbul, Turkey.

⁵² Also at Adiyaman University, Adiyaman, Turkey.

- ⁵³ Also at Istanbul Aydin University, Istanbul, Turkey.
- ⁵⁴ Also at Mersin University, Mersin, Turkey.
- ⁵⁵ Also at Cag University, Mersin, Turkey.
- ⁵⁶ Also at Piri Reis University, Istanbul, Turkey.
- ⁵⁷ Also at Izmir Institute of Technology, Izmir, Turkey.
- ⁵⁸ Also at Necmettin Erbakan University, Konya, Turkey.
- ⁵⁹ Also at Marmara University, Istanbul, Turkey.
- ⁶⁰ Also at Kafkas University, Kars, Turkey.
- ⁶¹ Also at Istanbul Bilgi University, Istanbul, Turkey.
- ⁶² Also at Rutherford Appleton Laboratory, Didcot, United Kingdom.
- ⁶³ Also at School of Physics and Astronomy, University of Southampton, Southampton, United Kingdom.
- ⁶⁴ Also at Instituto de Astrofísica de Canarias, La Laguna, Spain.
- ⁶⁵ Also at Utah Valley University, Orem, USA.
- ⁶⁶ Also at Beykent University, Istanbul, Turkey.
- ⁶⁷ Also at Bingol University, Bingol, Turkey.
- ⁶⁸ Also at Erzincan University, Erzincan, Turkey.
- ⁶⁹ Also at Sinop University, Sinop, Turkey.
- ⁷⁰ Also at Mimar Sinan University, Istanbul, Istanbul, Turkey.
- ⁷¹ Also at Texas A&M University at Qatar, Doha, Qatar.
- ⁷² Also at Kyungpook National University, Daegu, Korea.