



[J Minim Access Surg.](#) 2015 Jan-Mar; 11(1): 22–28.

PMCID: PMC4290114

doi: [10.4103/0972-9941.147678](https://doi.org/10.4103/0972-9941.147678)

PMID: [25598595](https://pubmed.ncbi.nlm.nih.gov/25598595/)

Robotic right colectomy: A worthwhile procedure? Results of a meta-analysis of trials comparing robotic versus laparoscopic right colectomy

[Niccolò Petrucciani](#), [Dario Sirimarco](#), [Giuseppe R. Nigri](#), [Paolo Magistri](#), [Marco La Torre](#), [Paolo Aurello](#), [Francesco D'Angelo](#), and [Giovanni Ramacciato](#)

Department of Surgery, Faculty of Medicine and Psychology, Sapienza University, Sant' Andrea Hospital, Via di Grottarossa 1035/1039, Rome, Italy

Address for Correspondence: Dr. Niccolò Petrucciani, Via Tronto 32, 00198 Rome, Italy. E-mail: nicpetrucciani@hotmail.it

Received 2014 Aug 8; Accepted 2014 Aug 21.

Copyright : © Journal of Minimal Access Surgery

This is an open-access article distributed under the terms of the Creative Commons Attribution-Noncommercial-Share Alike 3.0 Unported, which permits unrestricted use, distribution, and reproduction in any medium, provided the original work is properly cited.

Abstract

BACKGROUND:

Robotic right colectomy (RRC) is a complex procedure, offered to selected patients at institutions highly experienced with the procedure. It is still not clear if this approach is worthwhile in enhancing patient recovery and reducing post-operative complications, compared with laparoscopic right colectomy (LRC). Literature is still fragmented and no meta-analyses have been conducted to compare the two procedures. This work aims at reducing this gap in literature, in order to draw some preliminary conclusions on the differences and similarities between RRC and LRC, focusing on short-term outcomes.

MATERIALS AND METHODS:

A systematic literature review was conducted to identify studies comparing RRC and LRC, and meta-analysis was performed using a random-effects model. Peri-operative outcomes (e.g., morbidity, mortality, anastomotic leakage rates, blood loss, operative time) constituted the study end points.

RESULTS:

Six studies, including 168 patients undergoing RRC and 348 patients undergoing LRC were considered as suitable. The patients in the two groups were similar with respect to sex, body mass index, presence of malignant disease, previous abdominal surgery, and different with respect to age and American Society of Anesthesiologists score. There were no statistically significant differences between RRC and LRC regarding estimated blood loss, rate of conversion to open surgery, number of retrieved lymph nodes, development of anastomotic leakage and other complications, overall morbidity, rates of reoperation, overall mortality, hospital stays. RRC resulted in significantly longer operative time.

CONCLUSIONS:

The RRC procedure is feasible, safe, and effective in selected patients. However, operative times are longer comparing to LRC and no advantages in peri-operative and post-operative outcomes are demonstrated with the use of the robotic surgical system.

Keywords: Colon, colorectal, laparoscopic, right colectomy, robotic

INTRODUCTION

Robotic surgical systems have several advantages over conventional laparoscopic instrumentations, including a third arm for fixed retraction, fine motion scaling, articulated instruments providing superior dexterity, a stable surgeon/controlled camera, and three-dimensional imaging.[1,2] For these reasons, robotic minimally invasive surgery is particularly convenient for operations characterized by a small surgical field and high technical complexity, such as radical prostatectomy.[3] In the setting of colorectal surgery, the first successful robotic-assisted colorectal procedure involving colonic mobilisation of the right and sigmoid colon was reported in 2002.[4] Several reports have demonstrated the safety and feasibility of robotic colorectal procedures.[5,6,7,8,9] Rectal cancer surgery and other pelvic procedures, such as rectopexy, are particularly well suited for a robotic approach, for the small surgical field and the difficulty of retraction and visualisation.[10,11] Several trials and two meta-analyses comparing robotic and laparoscopic rectal resection were published, showing a reduction of the conversion rate to open surgery for the robotic procedure.[12,13] Whereas robotic rectal surgery was widely studied, only several single institution studies were reported on robotic right colectomy (RRC).[14] Laparoscopic right colectomy (LRC) is less complex than laparoscopic rectal resection; however, the robotic system may possibly be advantageous also for this technique, e.g. to perform an intra-corporeal 'hand-sewn' anastomosis.

No meta-analyses have been conducted comparing robotic with LRC; however, RRC is offered to selected patients at institutions highly experienced with the procedure. While several single institution retrospective studies comparing RRC with LRC have been conducted, these studies were limited by small sample sizes and their single institution design. Therefore, we conducted a systematic review of the literature and a meta-analysis of the selected studies to compare indications, surgical and oncologic outcomes, and costs of RRC versus those of LRC.

MATERIALS AND METHODS

Study Selection

A systematic literature search was performed using Embase, Medline, Cochrane, and PubMed databases to identify all studies published up to and including January 2014 that compared RRC with LRC. The meta-analysis was conducted according the QUORUM guidelines.[15] The following Medical Subject Headings search headings were used: 'Robotic OR robot-assisted; laparoscopic; colectomy OR colic resection OR colon resection'. The 'related articles' function was used to broaden the search, and all abstracts, studies, and citations scanned were reviewed.

Inclusion Criteria

Studies included in our analysis were required to:

1. Compare characteristics and peri-operative outcomes of patients undergoing RRC and LRC, and
2. Involve a previously unreported patient group (if patient material was reported more than once by the same institution, the most informative and recent article was included in our analysis).

We excluded studies in which the operation was started by laparoscopy and continued with the robot to perform the anastomosis.

Exclusion Criteria

The following types of studies were not considered for inclusion in our meta-analysis:

1. Studies in which the outcomes of interest (specified later) for both robotic and laparoscopic techniques were not reported or were impossible to calculate;
2. 'How I do' articles, animal studies, case reports, and non-English language studies, studies on national databases.

Quality Assessment

All selected non-randomised studies were reviewed for methodological quality by three reviewers, according to the Newcastle-Ottawa Scale for non-randomised studies,[16] and to the Jadad scale for randomised controlled trials (RCT).[17] Final scores were reached by general consent.

Data Extraction

Two reviewers independently extracted the following information from each study: First author, year of publication, study population characteristics, study design, indications for operation, number of subjects who underwent an operation with each technique, rate of conversion from a minimally invasive to an open technique or hand-assisted technique, surgical techniques, and peri-operative outcomes.

Outcomes of Interest and Definition

All studies were abstracted for the following relevant data: Patient baseline characteristics (age, sex, body mass index [BMI], American Society of Anaesthesiologists [ASA] Score), tumour characteristics (malignant histology, T, N), type of procedure (RRC, LRC), technique of ileocolic anastomosis, operative outcomes (operative time, intraoperative blood loss, and conversion to hand-assisted or open surgery), extension of lymphadenectomy, resection margins, post-operative recovery time (duration of hospital stay), reoperation rate, and post-operative complications (morbidity and mortality), costs.

Statistical Analysis

Statistical analyses and meta-analysis were performed using MedCalc for Windows, version 10.2.0.0 software (MedCalc Software, MariaKerke, Belgium).

The Mantel-Haenszel method was used for calculating the weighted summary odds ratio (OR) under the fixed effects model and the heterogeneity statistic (I^2) was incorporated to calculate the summary OR under the random-effects model. The total OR with 95% confidence interval (CI) is given both for the fixed effects model and the random-effects model. If the value 1 is not within the 95% CI, then the OR is considered to be statistically significant at the 5% level ($P < 0.05$).

For meta-analysis of studies with a continuous measure (comparison of means between treated cases and controls), the Hedges g statistic was used as a formulation for the standardised mean difference (SMD) under the fixed effects model. Next, the heterogeneity statistic was incorporated to calculate the summary SMD under the random-effects model. If the value 0 is not within the 95% CI, the SMD is considered to be statistically significant at the 5% level ($P < 0.05$).

Statistical heterogeneity of trial results was assessed on the basis of a test for heterogeneity (standard Chi-squared test on N degrees of freedom, where N equals the number of trials contributing data minus one). Three possible causes for heterogeneity were pre-specified:

1. Differing response according to a difference in trial quality;
2. Differing response according to sample size;
3. Differing response according to clinical heterogeneity.

If the test for heterogeneity was statistically significant ($P < 0.05$), greater emphasis was placed on the random-effects model.

RESULTS

Six studies comparing RRC and LRC, and published between 2009 and 2013, were included in our meta-analysis. (18-23) Characteristics of the study and quality assessments are reported in [Table 1](#). One report [18] was a RCT including 70 patients undergoing RRC (35 patients) and LRC, [19] whereas the others were retrospective studies. The meta-analysis included a total of 168 patients who underwent RRC and 348 patients who underwent LRC.

Table 1

Characteristics of the included studies and quality assessment

Authors	Type of study	Inclusion period	(i)/(e) criteria	Anastomosis	RRC	LRC	Quality score
deSouza	RP	2005-2009	(e) emergency proc., additional proc., hand port use	EXTRA	40	135	7*
Casillas	RP	2005-2012	(i) same indications for RRC and LRC	EXTRA	52	110	7*
Deutsch	RP	2009-2011	NR	EXTRA	18	47	6*
Park	RCT	2010-2011	(i) 18 years or more (e) emergency proc., metastasis, advanced tumours with adjacent organ invasion, no consent, patients unfit for surgery	EXTRA or INTRA***	35	35	3**
Rawlings	RP	2002-2005	NR	INTRA in RRC, EXTRA in LRC	17	15	6*
Shin	RP	2006-2007 (LRC) 2010-2011 (RRC)	(e) T4 cancers	EXTRA	6	6	7*

*Quality score of non-RCT, calculated according to the NOS¹⁶; **Quality score of RCT, calculated according to Jadad *et al.*¹⁷; ***If feasible and if the tumour was not large or advanced. (i): Inclusion, (e): Exclusion, RRC: Robotic right colectomy, LRC: Laparoscopic right colectomy, RP: Retrospective, proc.: Procedure, EXTRA: Extracorporeal, INTRA: Intracorporeal, NR: Not reported, RCT: Randomised controlled trial, NOS: Newcastle-Ottawa scale

Clinical, Pathologic and Operative Characteristics

The patients in the two groups were similar with respect to proportion of male patients (OR = 0.985; 95% CI = 0.618-1.572), BMI (OR = -0.119; 95% CI = -0.493-0.255), presence of malignant disease (OR = 0.765; 95% CI = 0.472-1.239), previous abdominal surgery (OR = 1.284; 95% CI = 0.466-3.543). The two groups showed differences in terms of age (SMD = -0.165; 95% CI = -0.535-0.206), and ASA score (OR = 1.046; 95% CI = 0.470-2.327), with younger patients and higher proportion of ASA 1 and 2 in the robotic group [[Table 2](#)].

Table 2

Clinical and pathologic characteristics. results of meta-analysis

Variable	n	RRC	LRC	Difference or OR	95% CI	P
Age (years)	5	162	342	-0.165	-0.535-0.206	0.0102
Sex (males)	5	81/162	178/342	0.985	0.618-1.572	0.2496
BMI (kg/m ²)	4	130	232	-0.119	-0.493-0.255	0.0688
ASA 1-2	4	96/145	202/327	1.046	0.470-2.327	0.0472
Previous surgery	2	20/75	39/170	1.284	0.466-3.543	0.1547
Malign. lesions	5	90/162	192/342	0.765	0.472-1.239	0.3435

n: Number of studies reporting the variable, RRC: Robotic right colectomy, LRC: Laparoscopic right colectomy, OR: Odds ratio, CI: Confidence interval, BMI: Body mass index, ASA: American Society of Anaesthesiologists score, malign.: Malignant

Peri- and Post-operative Outcomes

The peri-operative and post-operative outcomes of the two types of procedures are shown in [Table 3](#). There were no statistically significant differences between RRC and LRC regarding overall morbidity, development of anastomotic leak, wound infection, intra-abdominal infection, or rates of reoperation and overall mortality.

Table 3

Perioperative and postoperative outcomes. Results of meta-analysis

Variable	n	RRC	LRC	Difference or OR	95% CI	P
Operative time (min)	5	116	238	0.928	0.309-1.548	0.0004
Estimated blood loss (ml)	4	76	103	-0.634	-0.948 to-0.319	0.9456
Conversion to open	6	7/168	16/348	0.943	0.283-3.146	0.2553
Overall complications	5	32/162	97/342	0.671	0.418-1.077	0.5210
Postoperative ileus	5	7/162	36/342	0.520	0.223-1.212	0.6216
Anastomotic leakage	3	2/104	7/160	0.930	0.106-8.168	0.2341
Wound dehiscence	3	0/104	1/160	0.826	0.0998-6.836	0.9894
Deep vein thrombosis	4	0/144	2/295	0.986	0.158-6.141	0.9755
Urinary tract infection	3	2/104	2/160	1.636	0.323-8.279	0.8930
Renal failure	3	2/104	0/160	2.888	0.366-22.777	0.5063
Wound infection	3	4/92	11/185	0.832	0.254-2.722	0.9725
Mortality	5	0/122	1/207	1.086	0.168-7.025	0.9859
Intraoperative haemorrhage	4	3/110	9/232	0.746	0.221-2.515	0.8600
Intraabdominal collection	3	1/70	0/97	2.365	0.283-19.733	0.6144
Incisional hernia	3	1/70	2/97	1.141	0.179-7.261	0.9832
Hospital stay (days)	4	76	103	-0.0858	-0.442-0.270	0.2948
First flatus (days)	2	41	41	-0.222	-0.663-0.219	0.7623
Retrieved lymph nodes	2	41	41	0.0177	-0.423-0.459	0.3647
Costs (total)	2	52	50	0.713	-0.0743-1.501	0.0693

n: Number of studies reporting the variable, RRC: Robotic right colectomy, LRC: Laparoscopic right colectomy, OR: Odds ratio, CI: Confidence interval

Compared to LRC, use of RRC resulted in significantly longer operative time (SMD = 0.928; 95% CI = 0.309-1.548) [Figure 1], whereas estimated blood loss was similar (SMD = -0.634, 95% CI = -0.948-0.319). Rates of conversion to open surgery were similar [Figure 2]. The number of retrieved lymph nodes was similar between the two groups (SMD = 0.0177, 95% CI = -0.423-0.459). Furthermore, hospital stay was not significantly different (SMD = -0.0858, 95% CI = -0.442-0.270). Total costs were reported by two authors. Costs analysis showed a trend toward augmented costs for RRC (SMD = 0.713, 95% CI = -0.0743-1.501), which was however not significant ($P = 0.0693$). Meta-analysis diagram for overall complications is reported in Figure 3.

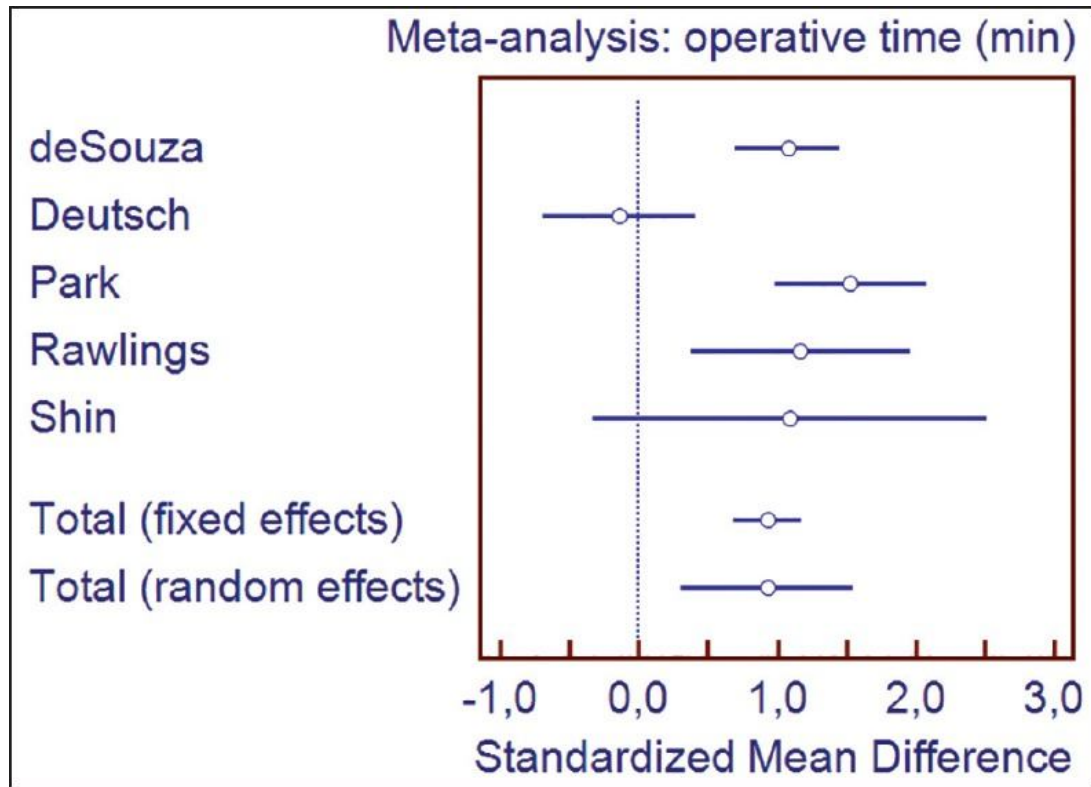


Figure 1

Differences in operative time between robotic and laparoscopic right colectomy: Results of meta-analysis

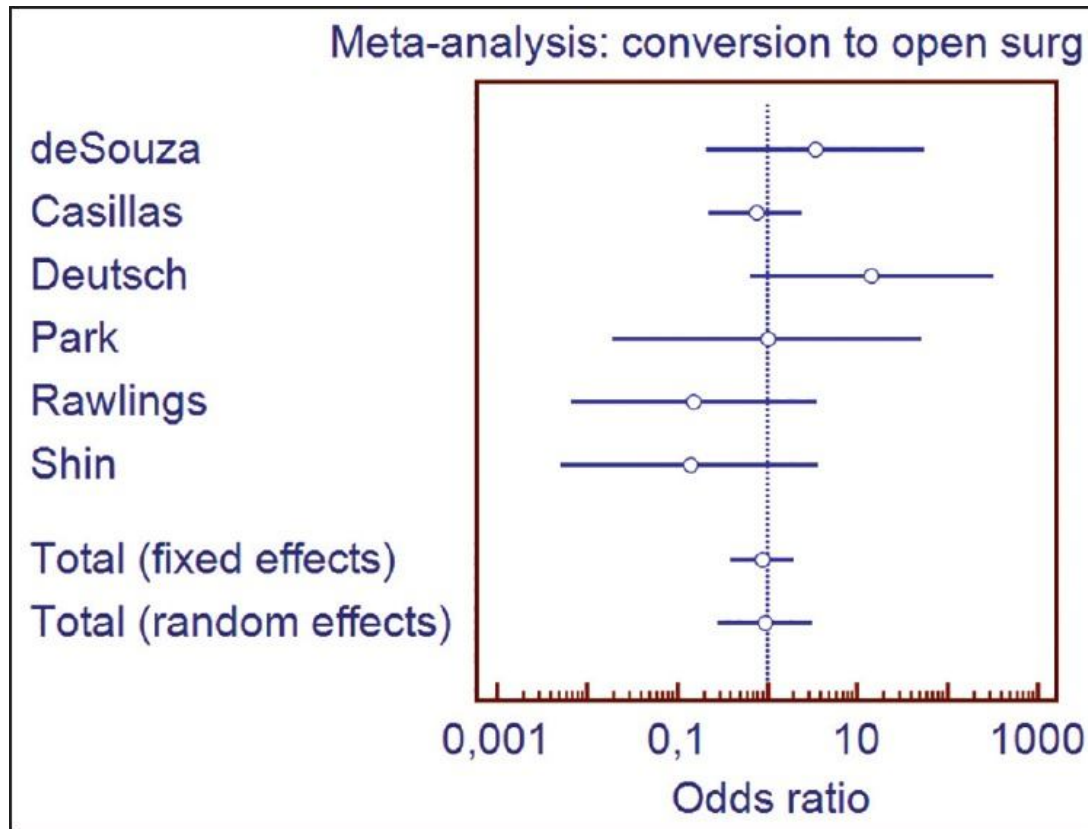
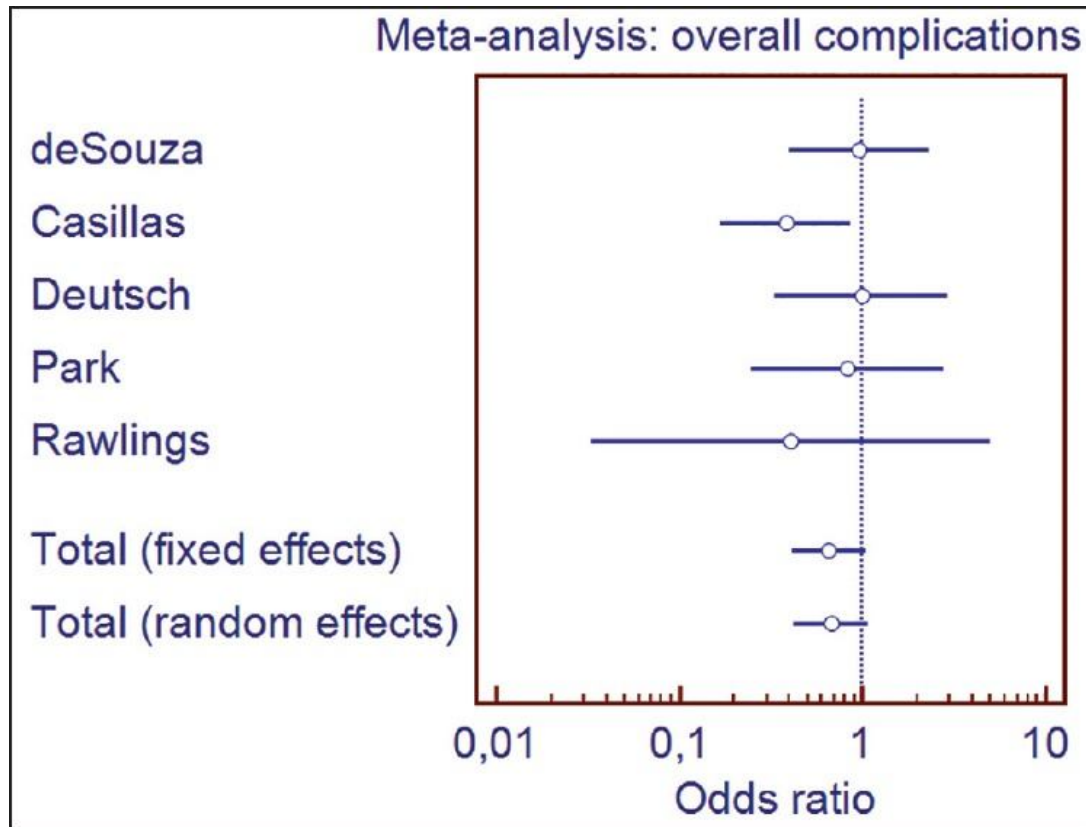


Figure 2

Differences in conversion rate to open surgery between robotic and laparoscopic right colectomy: Results of meta-analysis



[Figure 3](#)

Differences in postoperative complications between robotic and laparoscopic right colectomy: Results of meta-analysis

DISCUSSION

The evolution of minimally invasive techniques represents one of the most important advances in abdominal surgery during recent decades. Laparoscopic surgery has improved patient recovery compared with 'traditional' open surgery, with relevant gains in terms of reductions in post-operative pain, morbidity, and length of hospitalisation compared to open surgery.[20,21,22] The robotic surgical system was then developed with the following objective: Enhance comfort and surgeon dexterity and ensure minimal surgical trauma such as with laparoscopic surgery.[23] Indeed, the robotic system has the following main practical advantages compared with traditional laparoscopic instrumentation: A fine motion scaling, a surgeon controlled camera, a third arm for retraction, and a better image.

The first robotic procedure that achieved widespread use was radical prostatectomy;[24] in the setting of abdominal surgery almost all procedures have been performed via the robotic surgical system.[25,26] The first meta-analytic studies comparing robotic and laparoscopy for abdominal procedures were published very recently, in the last few months. Regarding open gastrectomy, a reduction in intraoperative blood loss and post-operative hospital length of stay compared with laparoscopic gastrectomy and open gastrectomy at a cost of a longer operating time was observed.[27] Robotic adrenalectomy provided potential advantages of a shorter hospital stay, less blood loss, and lower occurrence of post-operative complications compared to laparoscopic surgery.[28] Robotic Roux-en-Y gastric bypass had similar complication rates but higher costs comparing to laparoscopic bypass.[29]

In the setting of robotic colorectal surgery, the majority of studies concerned rectal surgery, which is a good indication for the robotic approach for the small surgical field, the necessity of nerve preservation, and the complex technique, such as radical prostatectomy.[30] Meta-analyses of studies comparing robotic versus laparoscopic rectal resection showed several potential advantages for the

robotic groups: Reduced estimated blood loss and a lower intraoperative conversion rate, with no differences in complication rates and surrogate markers of successful surgery;[19] reduced conversion rate to open surgery.[31,32,33]

Right colectomy is a less technically demanding procedure comparing to rectal resection. LRC is already widely diffused and provides several well-known advantages compared to open right colectomy: Reduction of post-operative complications, blood loss, hospital stay,[34] faster recovery, lower rate of wound infection.[35] Whereas robotic rectal surgery has been well analysed,[36] only few single institutional studies were published comparing laparoscopic versus RRC, with controversial results. Some authors suggest that the robotic approach has potential advantages in terms of less post-operative length of stay and less peri-operative complications. Others, instead, suggest that the robot may not provide additional benefits.[37] In view of this background, we designed a meta-analysis of studies comparing laparoscopic versus RRC, in order to draw some preliminary, but consistent conclusions, on the basis of the early literature on the issue. The main objective of the study was to compare the short term outcomes: Does robotic surgery provide any peri-operative and post-operative advantage over laparoscopic surgery in the setting of right colectomy?

Our meta-analysis included 6 comparative studies (one was a randomized trial) conducted at well-known institutions with high levels of experience in both laparoscopic and robotic colorectal surgery. [18,38,39,40,41,42]

The pre-operative characteristics of patients who received RRC or LRC were similar: No significant differences were detected in sex, BMI, or histological diagnosis, and in the majority of cases, RRC and LRC were used for resection of malignant disease. However, a significant difference was identified between the two groups in our meta-analysis regarding age and ASA score, with younger patients and patients with lower ASA score in the robotic group. Clearly, robotic surgery was preferentially offered to selected young and 'healthy' patients. No information was reported regarding tumours' size.

Comparison of peri-operative outcomes showed no differences in estimated blood loss and conversion to open surgery. However, a significant difference was detected in operative time, which was longer for the robotic group ($P = 0.0004$). Overall and specific complications and mortality were similar between the two groups, and also post-operative length of stay was comparable. Oncological outcomes for the two groups of patients were not calculated, because all of the included studies focused on short term results, and no data concerning long-term survival were reported. However, the number of retrieved lymph nodes (which is a parameter linked to the oncological accuracy of the surgical procedure) was similar. Costs were reported only by two authors, and were not significantly different, but a trend versus higher costs was noted for the robotic group ($P = 0.0693$).

The results of this meta-analysis of 6 comparative studies did not show significant advantages with the use of the robotic system for right colectomy. Even if the patients in the robotic group were younger and 'more healthy' (lower ASA scores), short-term results were comparable to those obtained in the laparoscopic group. Furthermore, operative time was significantly longer in the robotic group and a trend for higher costs (even if not significant) was observed.

For several reasons, the results of our meta-analysis should be interpreted with caution. First, only one of the 6 included studies was a RCT, the only RCT that was published on this topic. Another possible limitation of our analysis is publication bias, which may lead to preferential reporting of positive and optimistic results regarding a new technique such as RRC. However, one bias against RRC is that the majority of the procedures represented initial series, and greater experience with the technique may produce better results. Another factor that was not addressed in our meta-analysis (because no relevant data were reported) is the long-term oncologic outcome of RRC for colon cancer. Costs were reported only by two studies and were higher in the robotic group, even if a significant difference was not demonstrated, probably for the small sample size. Further analyses should focus on this important aspect, and also on the costs linked to increased operative time, which are centre dependent and based on personnel remuneration, overhead costs, and time between operative cases.

CONCLUSION

Our meta-analysis shows that RRC is a feasible and safe technique when performed at highly selected expert institutions. When compared to LRC, use of RRC did not result in better short-term outcomes or in reduced complications or conversion rates. Use of RRC resulted in a significantly increasing of operative time and a trend for increased costs.

Additional studies are needed to investigate the long-term oncologic outcomes associated with use of RRC in the setting of colic neoplasms, and to better assess the costs associated with the procedure. Ideally, these types of findings should be validated by a randomised trial comparing RRC and LRC. However, in the absence of such data, we believe that at present RRC has still not demonstrated consistent advantages comparing to LRC, and may be reserved only to selected patients at experienced medical centres. It is possible that the improvement of surgical experience and technology and the reduction of costs may enhance the outcomes of RRC, but at present LRC is still more convenient in terms of operative times and guarantees short term results comparable to those of RRC.

Footnotes

Source of Support: Nil

Conflict of Interest: None declared.

REFERENCES

1. Yu HY, Friedlander DF, Patel S, Hu JC. The current status of robotic oncologic surgery. *CA Cancer J Clin.* 2013;63:45–56. [[PubMed](#)] [[Google Scholar](#)]
2. Wedmid A, Llukani E, Lee DI. Future perspectives in robotic surgery. *BJU Int.* 2011;108:1028–36. [[PubMed](#)] [[Google Scholar](#)]
3. Sandoval Salinas C, González Rangel AL, Cataño Cataño JG, Fuentes Pachón JC, Castillo Londoño JS. Efficacy of robotic-assisted prostatectomy in localized prostate cancer: A systematic review of clinical trials. *Adv Urol.* 2013;2013:105651. [[PMC free article](#)] [[PubMed](#)] [[Google Scholar](#)]
4. Weber PA, Merola S, Wasielewski A, Ballantyne GH. Telerobotic-assisted laparoscopic right and sigmoid colectomies for benign disease. *Dis Colon Rectum.* 2002;45:1689–94. [[PubMed](#)] [[Google Scholar](#)]
5. Huettner F, Pacheco PE, Doubet JL, Ryan MJ, Dynda DI, Crawford DL. One hundred and two consecutive robotic-assisted minimally invasive colectomies — An outcome and technical update. *J Gastrointest Surg.* 2011;15:1195–204. [[PubMed](#)] [[Google Scholar](#)]
6. Pedraza R, Patel CB, Ramos-Valadez DI, Haas EM. Robotic-assisted laparoscopic surgery for restorative proctocolectomy with ileal J pouch-anal anastomosis. *Minim Invasive Ther Allied Technol.* 2011;20:234–9. [[PubMed](#)] [[Google Scholar](#)]
7. Fung AK, Aly EH. Robotic colonic surgery: Is it advisable to commence a new learning curve? *Dis Colon Rectum.* 2013;56:786–96. [[PubMed](#)] [[Google Scholar](#)]
8. Kim SH, Kwak JM. Robotic total mesorectal excision: Operative technique and review of the literature. *Tech Coloproctol.* 2013;17(Suppl 1):S47–53. [[PubMed](#)] [[Google Scholar](#)]
9. Scarpinata R, Aly EH. Does robotic rectal cancer surgery offer improved early postoperative outcomes? *Dis Colon Rectum.* 2013;56:253–62. [[PubMed](#)] [[Google Scholar](#)]
10. Saklani AP, Lim DR, Hur H, Min BS, Baik SH, Lee KY, et al. Robotic versus laparoscopic surgery for mid-low rectal cancer after neoadjuvant chemoradiation therapy: Comparison of oncologic outcomes. *Int J Colorectal Dis.* 2013;28:1689–98. [[PubMed](#)] [[Google Scholar](#)]
11. Mantoo S, Podevin J, Regenet N, Rigaud J, Lehur PA, Meurette G. Is robotic-assisted ventral mesh rectopexy superior to laparoscopic ventral mesh rectopexy in the management of obstructed defaecation? *Colorectal Dis.* 2013;15:e469–75. [[PubMed](#)] [[Google Scholar](#)]

12. Ortiz-Oshiro E, Sánchez-Egido I, Moreno-Sierra J, Pérez CF, Díaz JS, Fernández-Represa JÁ. Robotic assistance may reduce conversion to open in rectal carcinoma laparoscopic surgery: Systematic review and meta-analysis. *Int J Med Robot.* 2012;8:360–70. [[PubMed](#)] [[Google Scholar](#)]
13. Yang Y, Wang F, Zhang P, Shi C, Zou Y, Qin H, et al. Robot-assisted versus conventional laparoscopic surgery for colorectal disease, focusing on rectal cancer: A meta-analysis. *Ann Surg Oncol.* 2012;19:3727–36. [[PubMed](#)] [[Google Scholar](#)]
14. Morpurgo E, Contardo T, Molaro R, Zerbinati A, Orsini C, D'Annibale A. Robotic-assisted intracorporeal anastomosis versus extracorporeal anastomosis in laparoscopic right hemicolectomy for cancer: A case control study. *J Laparoendosc Adv Surg Tech A.* 2013;23:414–7. [[PubMed](#)] [[Google Scholar](#)]
15. Clarke M. The QUORUM statement. *Lancet.* 2000;355:756–7. [[PubMed](#)] [[Google Scholar](#)]
16. Wells GA, Shea B, O'Connell D, Peterson J, Welch V, Losos M, et al. The Newcastle-Ottawa Scale (NOS) for Assessing the Quality of Nonrandomized Studies in Meta-analyses. Ottawa Hospital Research Institute. [Last accessed on 2014 Jan 07]. Available from: http://www.ohri.ca/programs/clinical_epidemiology/oxford.asp .
17. Jadad AR, Moore RA, Carroll D, Jenkinson C, Reynolds DJ, Gavaghan DJ, et al. Assessing the quality of reports of randomized clinical trials: Is blinding necessary? *Control Clin Trials.* 1996;17:1–12. [[PubMed](#)] [[Google Scholar](#)]
18. Park JS, Choi GS, Park SY, Kim HJ, Ryuk JP. Randomized clinical trial of robot-assisted versus standard laparoscopic right colectomy. *Br J Surg.* 2012;99:1219–26. [[PubMed](#)] [[Google Scholar](#)]
19. Yang Y, Wang F, Zhang P, Shi C, Zou Y, Qin H, et al. Robot-assisted versus conventional laparoscopic surgery for colorectal disease, focusing on rectal cancer: A meta-analysis. *Ann Surg Oncol.* 2012;19:3727–36. [[PubMed](#)] [[Google Scholar](#)]
20. Nigri G, Rosman AS, Petrucciani N, Fancellu A, Pisano M, Zorcolo L, et al. Meta-analysis of trials comparing laparoscopic transperitoneal and retroperitoneal adrenalectomy. *Surgery.* 2013;153:111–9. [[PubMed](#)] [[Google Scholar](#)]
21. Nigri GR, Rosman AS, Petrucciani N, Fancellu A, Pisano M, Zorcolo L, et al. Metaanalysis of trials comparing minimally invasive and open distal pancreatectomies. *Surg Endosc.* 2011;25:1642–51. [[PubMed](#)] [[Google Scholar](#)]
22. Ramacciato G, D'Angelo F, Aurello P, Nigri G, Valabrega S, Pezzoli F, et al. Right hemicolectomy for colon cancer: A prospective randomised study comparing laparoscopic vs. open technique. *Chir Ital.* 2008;60:1–7. [[PubMed](#)] [[Google Scholar](#)]
23. Kenngott HG, Fischer L, Nickel F, Rom J, Rassweiler J, Müller-Stich BP. Status of robotic assistance — A less traumatic and more accurate minimally invasive surgery? *Langenbecks Arch Surg.* 2012;397:333–41. [[PubMed](#)] [[Google Scholar](#)]
24. Sohn W, Lee HJ, Ahlering TE. Robotic surgery: Review of prostate and bladder cancer. *Cancer J.* 2013;19:133–9. [[PubMed](#)] [[Google Scholar](#)]
25. Milone L, Daskalaki D, Wang X, Giulianotti PC. State of the art of robotic pancreatic surgery. *World J Surg.* 2013;37:2761–70. [[PubMed](#)] [[Google Scholar](#)]
26. Wexner SD, Bergamaschi R, Lacy A, Udo J, Brölmann H, Kennedy RH, et al. The current status of robotic pelvic surgery: Results of a multinational interdisciplinary consensus conference. *Surg Endosc.* 2009;23:438–43. [[PubMed](#)] [[Google Scholar](#)]
27. Marano A, Choi YY, Hyung WJ, Kim YM, Kim J, Noh SH. Robotic versus laparoscopic versus open gastrectomy: A Meta-Analysis. *J Gastric Cancer.* 2013;13:136–48. [[PMC free article](#)] [[PubMed](#)] [[Google Scholar](#)]

28. Brandao LF, Autorino R, Laydner H, Haber GP, Ouzaid I, De Sio M, et al. Robotic versus laparoscopic adrenalectomy: A systematic review and metaanalysis. *Eur Urol*. 2013 [Epub ahead of print] [[PubMed](#)] [[Google Scholar](#)]
29. Bailey JG, Hayden JA, Davis PJ, Liu RY, Haardt D, Ellsmere J. Robotic versus laparoscopic Roux-en-Y gastric bypass (RYGB) in obese adults ages 18-65 years: A systematic review and economic analysis. *Surg Endosc*. 2013 [Epub ahead of print] [[PubMed](#)] [[Google Scholar](#)]
30. Scarpinata R, Aly EH. Does robotic rectal cancer surgery offer improved early postoperative outcomes? *Dis Colon Rectum*. 2013;56:253–62. [[PubMed](#)] [[Google Scholar](#)]
31. Ortiz-Oshiro E, Sánchez-Egido I, Moreno-Sierra J, Pérez CF, Díaz JS, Fernández-Represa JÁ. Robotic assistance may reduce conversion to open in rectal carcinoma laparoscopic surgery: Systematic review and meta-analysis. *Int J Med Robot*. 2012;8:360–70. [[PubMed](#)] [[Google Scholar](#)]
32. Lin S, Jiang HG, Chen ZH, Zhou SY, Liu XS, Yu JR. Meta-analysis of robotic and laparoscopic surgery for treatment of rectal cancer. *World J Gastroenterol*. 2011;17:5214–20. [[PMC free article](#)] [[PubMed](#)] [[Google Scholar](#)]
33. Trastulli S, Farinella E, Cirocchi R, Cavaliere D, Avenia N, Sciannameo F, et al. Robotic resection compared with laparoscopic rectal resection for cancer: Systematic review and meta-analysis of short-term outcome. *Colorectal Dis*. 2012;14:e134–56. [[PubMed](#)] [[Google Scholar](#)]
34. Rondelli F, Trastulli S, Avenia N, Schillaci G, Cirocchi R, Gullà N, et al. Is laparoscopic right colectomy more effective than open resection? A meta-analysis of randomized and nonrandomized studies. *Colorectal Dis*. 2012;14:e447–69. [[PubMed](#)] [[Google Scholar](#)]
35. Ding J, Liao GQ, Xia Y, Zhang ZM, Liu S, Yan ZS. Laparoscopic versus open right hemicolectomy for colon cancer: A meta-analysis. *J Laparoendosc Adv Surg Tech A*. 2013;23:8–16. [[PubMed](#)] [[Google Scholar](#)]
36. Hui VW, Guillem JG. Minimal access surgery for rectal cancer: An update. *Nat Rev Gastroenterol Hepatol*. 2013 [Epub ahead of print] [[PubMed](#)] [[Google Scholar](#)]
37. Bertani E, Chiappa A, Ubiali P, Cossu ML, Arnone P, Andreoni B. Robotic colectomy: Is it necessary? *Minerva Chir*. 2013;68:445–56. [[PubMed](#)] [[Google Scholar](#)]
38. Casillas MA, Jr, Leichtle SW, Wahl WL, Lampman RM, Welch KB, Wellock T, et al. Improved perioperative and short-term outcomes of robotic versus conventional laparoscopic colorectal operations. *Am J Surg*. 2013 [Epub ahead of print] [[PubMed](#)] [[Google Scholar](#)]
39. Shin JY. Comparison of Short-term Surgical Outcomes between a Robotic Colectomy and a Laparoscopic Colectomy during Early Experience. *J Korean Soc Coloproctol*. 2012;28:19–26. [[PMC free article](#)] [[PubMed](#)] [[Google Scholar](#)]
40. Deutsch GB, Sathyanarayana SA, Gunabushanam V, Mishra N, Rubach E, Zemon H, et al. Robotic vs. laparoscopic colorectal surgery: An institutional experience. *Surg Endosc*. 2012;26:956–63. [[PubMed](#)] [[Google Scholar](#)]
41. deSouza AL, Prasad LM, Park JJ, Marecik SJ, Blumetti J, Abcarian H, et al. Robotic assistance in right hemicolectomy: Is there a role? *Dis Colon Rectum*. 2010;53:1000–6. [[PubMed](#)] [[Google Scholar](#)]
42. Rawlings AL, Woodland JH, Vegunta RK, Crawford DL. Robotic versus laparoscopic colectomy. *Surg Endosc*. 2007;21:1701–8. [[PubMed](#)] [[Google Scholar](#)]

Articles from *Journal of Minimal Access Surgery* are provided here courtesy of **Wolters Kluwer -- Medknow Publications**