



Letter

Search for an exotic decay of the Higgs boson into a Z boson and a pseudoscalar particle in proton-proton collisions at $\sqrt{s} = 13$ TeV

The CMS Collaboration *

CERN, Geneva, Switzerland



ARTICLE INFO

Editor: M. Doser

Keywords:

CMS
Axion like particles
Higgs

ABSTRACT

A search for an exotic decay of the Higgs boson to a Z boson and a light pseudoscalar particle (a), decaying to a pair of leptons and a pair of photons, respectively, is presented. The search is based on proton-proton collision data at a center-of-mass energy of $\sqrt{s} = 13$ TeV, collected with the CMS detector at the LHC and corresponding to an integrated luminosity of 138 fb^{-1} . The analysis probes pseudoscalar masses m_a between 1 and 30 GeV, leading to two pairs of well-isolated leptons and photons. Upper limits at 95% confidence level are set on the Higgs boson production cross section times its branching fraction to two leptons and two photons. The observed (expected) limits are in the range of 1.1–17.8 (1.7–17.9) fb within the probed m_a interval. An excess of data above the expected standard model background with a local (global) significance of 2.6 (1.3) standard deviations is observed for a mass hypothesis of $m_a = 3$ GeV. Limits on models involving axion-like particles, formulated as an effective field theory, are also reported.

1. Introduction

Following the discovery of the Higgs (H) boson by the ATLAS and CMS Collaborations [1–3] at the CERN LHC, a thorough program of precision measurements [4,5] was carried out to uncover possible deviations from the predictions of the standard model (SM) of particle physics and to decipher the nature of the scalar sector. In particular, deviations in the H boson decay width or the observation of exotic decay modes would constitute evidence of beyond-the-SM (BSM) physics.

Axion-like particles, referred here as ALPs (a), were originally proposed to address the strong CP problem [6]. Recently, it was shown that ALPs could explain the observed anomaly in the magnetic moment of the muon [7]. Theoretical overviews of ALP models can be found in Refs. [8,9]. The models are formulated as an effective field theory of ALPs coupled to various SM particles. In particular, these models allow couplings amongst the H boson, the Z boson, and the ALP fields, where the Z boson is found to be longitudinally polarized [10]. Several searches involving ALPs, targeting different processes and final states, have been performed by the ATLAS and CMS Collaborations [11–19]. In particular, the search for $H \rightarrow aa \rightarrow \gamma\gamma\gamma\gamma$ has probed the existence of pseudoscalars with masses as low as 0.1 GeV [18].

In this Letter, we report a search for an exotic decay of the H boson to an ALP and a Z boson, where the ALP decays to a pair of photons, and the Z boson decays to electrons or muons. The dominant Feynman

diagram contributing to this process is shown in Fig. 1. Such a final state, with two charged leptons and two photons, results in an experimental signature that has low cross section in the SM [20], and provides a complementary channel for the search for ALPs. It is the first search of this type at the LHC.

Assuming that the narrow-width approximation is valid for decays of the ALP and that the Z boson is on-shell, only the mass range $m_a < m_H - m_Z \approx 34$ GeV is kinematically accessible to the $H \rightarrow Za$ decay, where m_H and m_Z are the H and Z boson masses, respectively. For m_a below 1 GeV, the two photons originating from the ALP decay cannot be separated anymore in the detector [21]. Consequently, in this analysis, the mass range of $1 < m_a < 30$ GeV is considered. The tabulated results are provided as HepData records [22].

2. The CMS detector

The central feature of the CMS apparatus is a superconducting solenoid of 6 m internal diameter, providing a 3.8 T magnetic field. Within the solenoid volume are a silicon pixel and strip tracker, a lead tungstate crystal electromagnetic calorimeter (ECAL), and a brass and scintillator hadron calorimeter (HCAL), each composed of a barrel and two endcap sections. Forward calorimeters extend the pseudorapidity (η) coverage provided by the barrel and endcap detectors. Muons are detected in gas-ionization chambers embedded in the steel flux-return

* E-mail address: cms-publication-committee-chair@cern.ch.

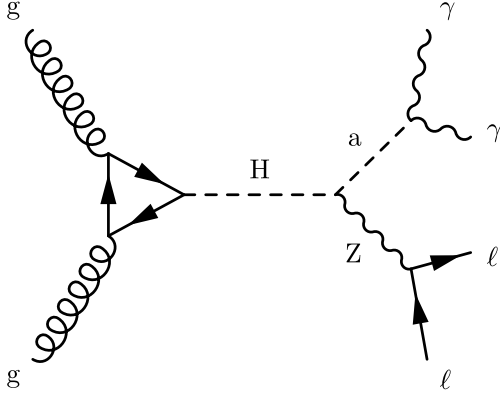


Fig. 1. Feynman diagram for a BSM decay of the H boson into a Z boson and a light pseudoscalar boson, subsequently decaying to two leptons ($\ell = e, \mu$) and two photons, respectively.

yoke outside the solenoid. A more detailed description of the CMS detector, together with a definition of the coordinate system used and the relevant kinematic variables, can be found in Ref. [23].

Events of interest are selected using a two-tiered trigger system. The first level, composed of custom hardware processors, uses information from the calorimeters and muon detectors to select events at a rate of around 100 kHz within a fixed latency of 4 μ s [24]. The second level, known as the high-level trigger, consists of a farm of processors running a version of the full event reconstruction software optimized for fast processing, and reduces the event rate to around 1 kHz before data storage [25].

3. Data and simulated samples

The proton-proton (pp) collision data at $\sqrt{s} = 13$ TeV used in this analysis were collected in 2016–2018 and correspond to a total integrated luminosity of 138 fb^{-1} .

Signal samples for the physical processes $pp \rightarrow H \rightarrow Za \rightarrow \ell\ell\gamma\gamma$ (where $\ell = e, \mu$, and leptonic τ decays are included in the signal) are generated at leading order (LO) for m_a range of 1–10 GeV in 1 GeV steps, and 10–30 GeV in 5 GeV steps, using the MADGRAPH5_AMC@NLO 2.2.2 (2.4.2) [26–28] generator for analyzing data collected in 2016 (2017–2018). The H boson mass is assumed to be 125 GeV, and only the dominant production mode of the H boson, the gluon fusion, is considered. Other production modes were evaluated, but they were found to have comparable signal selection efficiencies relative to the gluon fusion mode, with no more than a 10% relative difference. Consequently, since the final results are normalized to the H boson inclusive production cross section, differences in kinematics between the different production modes have a negligible impact (<1%) on the predicted signal normalization.

The predominant background in this search is the SM Drell–Yan production of Z + jets, in which jets are misidentified as photons. As in Refs. [29,30], this background contribution is modeled entirely from data to extract the results. For the analysis selection optimization, simulated Drell–Yan events are used. They are generated at next to leading order with the MADGRAPH5_AMC@NLO 2.2.2 (2.4.2) [26–28] generator for the analysis of 2016 (2017–2018) data.

The set of parton distribution functions (PDFs) NNPDF3.0 [31] (NNPDF3.1 [32]) is used for the 2016 (2017–2018) simulation. Parton showering and hadronization are simulated using the PYTHIA 8.230 generator [33] with the CP5 underlying event tune for the simulation of all three years [34,35]. The response of the CMS detector is modeled using the GEANT4 toolkit [36,37]. Additional interactions in the same or adjacent bunch crossings (pileup) are modeled by superimposing simulated minimum bias collisions on the hard-scattering interaction, with the multiplicity matching that observed in data.

4. Event reconstruction

The primary vertex is taken to be the vertex corresponding to the hardest scattering in the event, evaluated using tracking information alone [38].

The particle-flow (PF) algorithm [39] aims to reconstruct and identify each individual particle in an event (PF candidate), with an optimized combination of information from the various elements of the CMS detector. The energy of photons is obtained from the ECAL energy deposition in a supercluster, combining deposits from the photon and the conversions, produced by the tracker material upstream of the ECAL detector [40]. The energy of the electrons is estimated from a combination of the electron momentum at the primary interaction vertex as determined by the tracker, the energy of the corresponding ECAL cluster, and the energy sum of all bremsstrahlung photons spatially compatible with the origin of the electron track. A multivariate regression technique is employed to correct the photon and electron energies measured in the ECAL. These procedures are described in Ref. [40]. The energy of muons is obtained from the curvature of the corresponding track. The energy of the charged hadrons is determined from a combination of their momentum measured in the tracker and the matching ECAL and HCAL energy deposits, corrected for the response function of the calorimeters to hadronic showers. Finally, the energy of neutral hadrons is obtained from the corresponding corrected ECAL and HCAL energies.

Electrons with the transverse momentum $p_T > 7$ GeV and $|\eta| < 2.5$ are identified with a multivariate discriminant, which is constructed using variables related to the bremsstrahlung along the electron trajectory, ECAL energy measurements, electromagnetic showers, missing pixel detector hits, and the photon conversion vertex fit probability. The momentum resolution for electrons with $p_T \approx 45$ GeV from $Z \rightarrow ee$ decays, where e refers to e^+ and e^- , is in the range 1.7–4.5%. For electrons with $p_T \lesssim 30$ GeV, the momentum resolution is in the range 2.1–6.1% [40]. It is generally better in the barrel than in the endcaps, and also depends on the bremsstrahlung energy emitted by the electron as it traverses the material in front of the ECAL.

Muons are measured in the range $|\eta| < 2.4$, with detection planes made using three technologies: drift tubes, cathode strip chambers, and resistive-plate chambers. The efficiency of the single-muon trigger, which has a 20 GeV p_T threshold, exceeds 90% over the full η range, and the efficiency to reconstruct and identify muons is greater than 96%. Matching muons to tracks measured in the silicon tracker results in a relative p_T resolution, for muons with p_T up to 100 GeV, of 1% in the barrel and 3% in the endcaps [41].

To reduce the contributions from leptons arising from hadron decays within jets, a requirement is imposed on each lepton candidate using their relative isolation, defined as:

$$I^\ell = \left(\sum p_T^{\text{charged}} + \max \left[0, \sum p_T^{\text{neutral}} + \sum p_T^\gamma - p_T^{\text{PU}}(\ell) \right] \right) / p_T^\ell \quad (1)$$

where the sums are over the PF candidates within an angular cone of radius $\Delta R < 0.3$ (where $\Delta R = \sqrt{(\Delta\eta)^2 + (\Delta\phi)^2}$ and ϕ is the azimuthal angle in radians), p_T^i represents the p_T of individual charged or neutral hadrons, photons, or pileup [42]. For electrons, the relative isolation variable, I^e , is included in the multivariate discriminant. For muons, the relative isolation is required to be $I^\mu < 0.35$. In addition, the three-dimensional impact parameter of electrons and muons is required to be consistent with the primary collision vertex.

An algorithm is utilized to account for final-state radiation (FSR) from leptons. Photons reconstructed with the PF algorithm are considered as FSR candidates if they satisfy the requirement $p_T^\gamma > 2$ GeV and $I^\gamma < 1.8$, where I^γ is calculated similarly to the lepton isolation variable. Each FSR candidate is then assigned to the closest lepton in the event. The candidates are further required to have $\Delta R(\gamma, \ell) / (p_T^\gamma)^2 < 0.012 \text{ GeV}^{-2}$ and $\Delta R(\gamma, \ell) < 0.5$. These FSR photon candidates are excluded from the calculation of the lepton isolation variables. The Higgs

boson mass resolution is improved by about 1 – 4% with this FSR recovery algorithm.

Lepton reconstruction and selection efficiencies are measured in data with the “tag-and-probe” technique with an inclusive sample of Z boson events [43]. The differences between the efficiencies in data and simulation are observed to be around 1–4%, depending on the p_T and η of the lepton considered. They are used to correct lepton efficiencies in simulation.

Prompt photons are distinguished from jets using a cut-based technique [29] that uses information related to the photon isolation variables, the ratio of the energy in the HCAL behind an electromagnetic supercluster to the supercluster energy, and the transverse width of the electromagnetic shower ($\sigma_{in\eta}$). Because the two photons are collimated for low m_a , their $\sigma_{in\eta}$ and photon isolation in the ECAL, which reflect the relative contribution of energy from nearby photons in the ECAL, depend on each other. In this analysis, $\sigma_{in\eta}$ and the photon isolation in the ECAL are removed from the identification requirement. Photons are required to lie in the geometrical region $|\eta| < 2.5$ and to have $p_T > 10$ GeV. The photon identification efficiency is measured using $Z \rightarrow ee$ events with electrons reconstructed as photons, using the tag-and-probe technique.

5. Event selection optimization

A set of event requirements is defined to maximize the sensitivity to a potential signal. The leading muon (electron) is required to have $p_T > 20$ (25) GeV and the subleading one $p_T > 10$ (15) GeV, while each photon is required to have $p_T > 10$ GeV.

For each event, Z boson candidates are formed by considering all opposite-sign, same-flavor lepton pairs with the dilepton invariant mass $m_{\ell\ell}$ closest to the nominal Z boson mass, while ALP candidates are built from selected photons with the highest leading and subleading p_T . For each dilepton and diphoton candidate, a Za candidate is constructed. The Za candidates are required to satisfy $m_{\ell\ell} > 50$ GeV, $95 < m_{\ell\ell\gamma\gamma} < 180$ GeV, and $\Delta R(\ell, \gamma) > 0.4$. A loose dilepton invariant mass requirement, $m_{\ell\ell} > 50$ GeV, is applied in order not to introduce any mass peak sculpting in the $m_{\ell\ell\gamma\gamma}$ mass distribution for high masses of ALP candidates.

A boosted decision tree (BDT) event classifier is trained to separate the signal from the background. In order to make the classifier output uniform and sensitive to the full m_a range considered in this search, the training sample is parameterized as a function of m_a [44]. In this approach, a parameter equal to the hypothesized pseudoscalar mass $m_{a,\text{hyp}}$ is provided as one of the inputs to the training. The parameterized classifier requires only one single training and is able to provide interpolation to intermediate m_a hypotheses that were not used during the training. Simulations corresponding to various m_a hypotheses are combined and treated as a common signal in the training. The value of $m_{a,\text{hyp}}$ is set equal to the mass hypothesis for the signal simulation. For the background, simulated Drell–Yan events are used in the training and the parameter $m_{a,\text{hyp}}$ is randomly distributed as a flat function in the m_a range. The variables used to train the BDT are chosen such that the value of $m_{\ell\ell\gamma\gamma}$ cannot be inferred from the inputs. For this purpose, the correlations between the input variables and $m_{\ell\ell\gamma\gamma}$ are checked, and the variables that have a strong correlation with $m_{\ell\ell\gamma\gamma}$ are removed. Finally, the following discriminating variables are used as input to the BDT:

- $p_T(\gamma_1)$ and $p_T(\gamma_2)$, where γ_1 and γ_2 are the leading and subleading photons, respectively;
- $R_9(\gamma_1)$ and $R_9(\gamma_2)$: the energy sum of the 3×3 crystal array centered around the most energetic crystal in the supercluster, divided by the energy of the supercluster;
- $\sigma_{in\eta}(\gamma_1)$ and $\sigma_{in\eta}(\gamma_2)$: the second moment of the log-weighted distribution of crystal energies in η , calculated in the 5×5 matrix

around the most energetic crystal in the supercluster and rescaled to units of crystal size;

- $I_\gamma(\gamma_1)$ and $I_\gamma(\gamma_2)$: the isolation variable obtained by summing the p_T of photons inside an isolation cone of $\Delta R = 0.3$ with respect to the photon direction, while the impact of another selected photon is also included;
- $I_{\gamma,a}$, the isolation variable obtained by summing the p_T of photons inside an isolation cone of $\Delta R = 0.3$ with respect to the direction of the ALP candidate;
- the angular separation between the Z boson and the diphoton pair, $\Delta R(Z, a)$;
- the angular separation between the two photons, $\Delta R(\gamma_1, \gamma_2)$;
- the angular separation between the leading photon and the Z boson, $\Delta R(\gamma_1, Z)$;
- the ALP candidate’s p_T divided by $m_{\ell\ell\gamma\gamma}$;
- the H boson candidate’s p_T ;
- the difference between the invariant masses of the ALP candidate and the $m_{a,\text{hyp}}$ parameter divided by $m_{\ell\ell\gamma\gamma} (m_a - m_{a,\text{hyp}}) / m_{\ell\ell\gamma\gamma}$.

Because the leptons have been selected with tight requirements, lepton identification criteria are not included as discriminating variables. In addition, the fact that angular variables have low ranking among the BDT input variables makes the difference between pseudoscalar and scalar assumptions negligible. The simulated signal and background data sets from the different data-taking years are scaled by the corresponding integrated luminosity and combined into a large training sample. Additionally, signal and background events are divided into independent training and testing samples to confirm the absence of overtraining.

The four most discriminating variables, shown in Fig. 2, are $(m_a - m_{a,\text{hyp}}) / m_{\ell\ell\gamma\gamma}$, the leading photon’s $\sigma_{in\eta}$, the subleading photon’s $\sigma_{in\eta}$, and the leading photon’s R_9 . The distributions of the simulated background and the data are found to be in reasonable agreement. Since the background model used to extract the limits is estimated from data (see Section 8), any remaining disagreement between data and simulated background does not bias the final results. The shape discrepancy between the data and simulated background is propagated to the final BDT selection, and the impact is checked to be negligible ($< 2\%$).

A unique BDT output is obtained for each m_a hypothesis. Fig. 3 shows the distributions of the BDT outputs for data and simulated events for $m_a = 1, 10, 20,$ and 30 GeV.

Events are categorized according to the output of the BDT. The BDT thresholds maximize the approximate mean significance (AMS) [45] over all possible categories in the signal region ($115 < m_{\ell\ell\gamma\gamma} < 135$ GeV), separately for each m_a . The AMS is defined as:

$$\text{AMS} = \sqrt{2 \left[(S + B) \ln \left(1 + \frac{S}{B} \right) - S \right]}. \quad (2)$$

In Eq. (2), S and B refer to the number of signal and background (Drell–Yan simulation) events in the signal region. In order to minimize the impact of statistical fluctuations, the output BDT distribution of the background is smoothed, using the super-smoothing technique [46,47]. This optimization procedure is performed separately for each m_a hypothesis for up to two categories, based on the BDT score. An increase of less than 1% in the AMS value is observed when increasing the number of categories beyond 1. Therefore, a single category based on the BDT output is considered. Table 1 details the category boundaries, the related signal efficiencies, and the Drell–Yan background yields.

6. Statistical procedure

The statistical procedure to extract the results is identical to that described in Ref. [48]. An unbinned maximum likelihood fit is performed on the $m_{\ell\ell\gamma\gamma}$ distribution in the mass range $95 < m_{\ell\ell\gamma\gamma} < 180$ GeV for each m_a hypothesis, with an m_a granularity of 1 GeV in the range

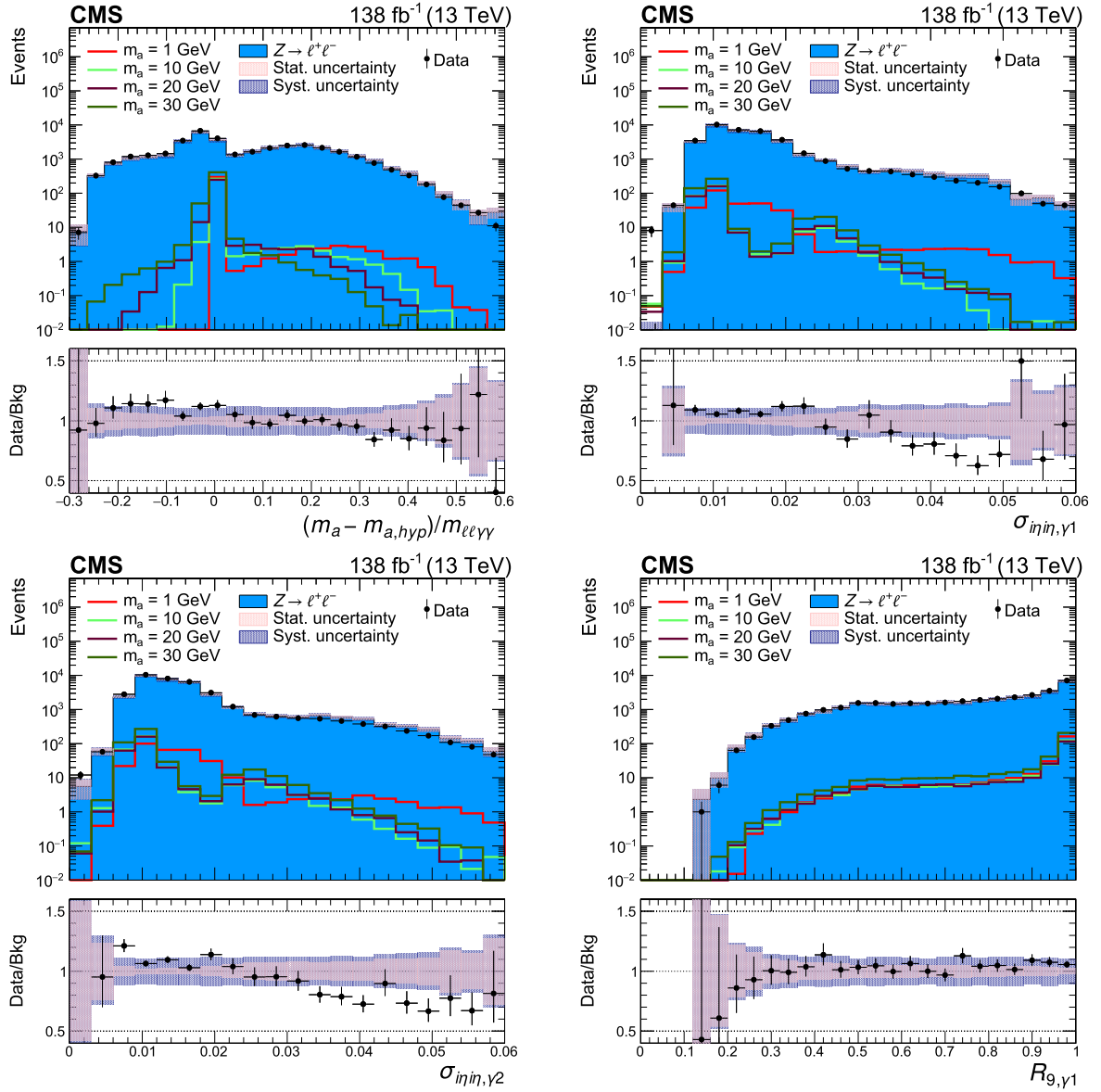


Fig. 2. Distributions of the four most discriminating variables used as input to the BDT: $(m_a - m_{a,hyp})/m_{\ell\ell\gamma\gamma}$ (upper left), leading photon's $\sigma_{in\eta}$ (upper right), subleading photon's $\sigma_{in\eta}$ (lower left), and leading photon's R_9 (lower right). The events pass the selection criteria described in Section 5. The signal is scaled to a cross section of 0.1 pb and the background sample is normalized to an integrated luminosity of 138 fb^{-1} . The systematic uncertainties included in the shaded band are related to the photon efficiency, lepton efficiency, and pileup modeling. The impact of the remaining disagreement between data and simulation is negligible.

1–30 GeV. A likelihood function is defined for each m_a hypothesis using analytic models that describe the $m_{\ell\ell\gamma\gamma}$ distributions of signal and background processes. Nuisance parameters are included to account for the experimental and theoretical systematic uncertainties described in Section 9. The data collected in 2016–2018 are combined, with the electron and muon channels merged together. The best-fit values and confidence intervals for the parameters of interest are estimated using a profile likelihood test statistic:

$$q(\vec{\alpha}) = -2 \ln \left(\frac{L(\vec{\alpha}, \hat{\theta}_{\vec{\alpha}})}{L(\hat{\vec{\alpha}}, \hat{\theta})} \right), \quad (3)$$

where $\hat{\vec{\alpha}}$ and $\hat{\theta}$ describe the unconditional maximum likelihood estimates for the parameters of interest and the nuisance parameters, respectively, whereas $\hat{\theta}_{\vec{\alpha}}$ corresponds to the conditional maximum likelihood estimate for fixed values of the parameters of interest, $\vec{\alpha}$.

7. Signal model

The signal shape for the $m_{\ell\ell\gamma\gamma}$ distribution, for each nominal signal hypothesis, is constructed from simulation. After all the selection criteria are applied, a signal model is built for each m_a hypothesis and for each data-taking year. The $m_{\ell\ell\gamma\gamma}$ distribution is modeled with a sum of n Gaussian functions ($n < 5$). The electron and muon channels are treated separately. These signal models, scaled by the corresponding integrated luminosity, are summed together to construct the final signal model.

The number of Gaussian functions used for the signal modeling is determined with an F -test [49]. First, an F -test is performed to determine the order of the Gaussian fit, and then the parameters that fit the signal distribution best are extracted. As an example, the signal models are shown in Fig. 4 for $m_a = 30 \text{ GeV}$ in the electron and muon channels and for the year 2018. The full width at half maximum (FWHM) and the effective standard deviation (σ_{eff}), which is defined as half the width of

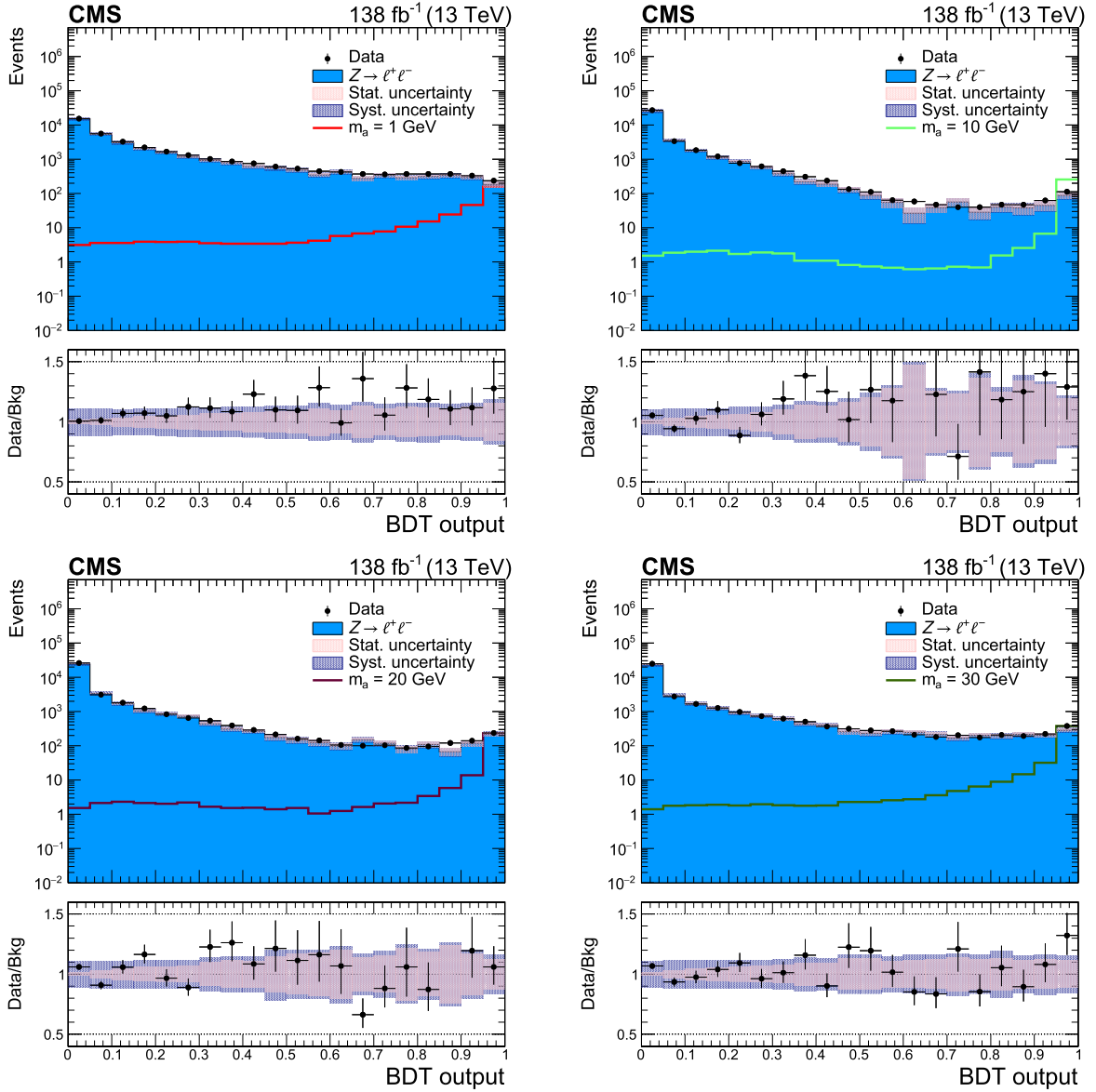


Fig. 3. Distributions of the BDT output for $m_a = 1$ GeV (upper left), 10 GeV (upper right), 20 GeV (lower left), and 30 GeV (lower right). The events pass the selection criteria described in Section 5. The signal is scaled to a cross section of 0.1 pb and the background sample is normalized to an integrated luminosity of 138 fb^{-1} . The systematic uncertainties included in the shaded band are related to the photon efficiency, lepton efficiency, and pileup modeling.

Table 1

Minimum BDT output values used to define the signal region, with the associated signal efficiencies and background yields in the signal region. The statistical uncertainties are also shown.

m_a (GeV)	Min. BDT output value	Signal efficiency (%)	Drell–Yan background yields
1	0.955	49 ± 3.3	83 ± 27
2	0.980	67 ± 2.7	26 ± 10
3	0.985	76 ± 2.4	7.9 ± 4.9
4	0.980	84 ± 2.1	5.1 ± 4.5
5	0.985	85 ± 2.1	5.1 ± 3.9
6	0.990	82 ± 2.3	2.5 ± 2.2
7	0.985	86 ± 2.1	5.3 ± 4.0
8	0.990	80 ± 2.5	11 ± 4.8
9	0.990	78 ± 2.5	16 ± 5.6
10	0.990	77 ± 2.6	11 ± 4.7
15	0.990	70 ± 2.9	13 ± 5.2
20	0.990	63 ± 3.1	18 ± 6.1
25	0.985	64 ± 2.7	37 ± 11
30	0.980	67 ± 2.2	44 ± 13

the smallest interval containing 68% of the $m_{\ell\ell\gamma\gamma}$ distribution, are also shown.

To build the signal models for the intermediate mass hypotheses in the range $10 < m_a < 30$ GeV, two factors must be considered: the shape of the $m_{\ell\ell\gamma\gamma}$ distribution and its normalization. Since the shape of the $m_{\ell\ell\gamma\gamma}$ distribution does not significantly depend on m_a in the interpolation range, only the normalization of the signal model is parameterized. Fig. 5 shows the product of the efficiency and acceptance as a function of m_a for the intermediate mass hypotheses. The BDT selection efficiency is higher in the regions with lower diphoton background contributions because the diphoton invariant mass related information $(m_a - m_{a,\text{hyp}})/m_{\ell\ell\gamma\gamma}$ is included in the BDT training. Since the diphoton background contamination is minimal for masses around 5 GeV, the product of the efficiency and acceptance has a maximum at $m_a \simeq 5$ GeV. The photons from the ALP decay are easier to distinguish in the high mass regions, which makes the separation between the signal and background by the BDT easier. This effect leads to an increase of the product of the efficiency and acceptance beyond 20 GeV. A better momentum resolution makes the efficiency times acceptance of the muon channel

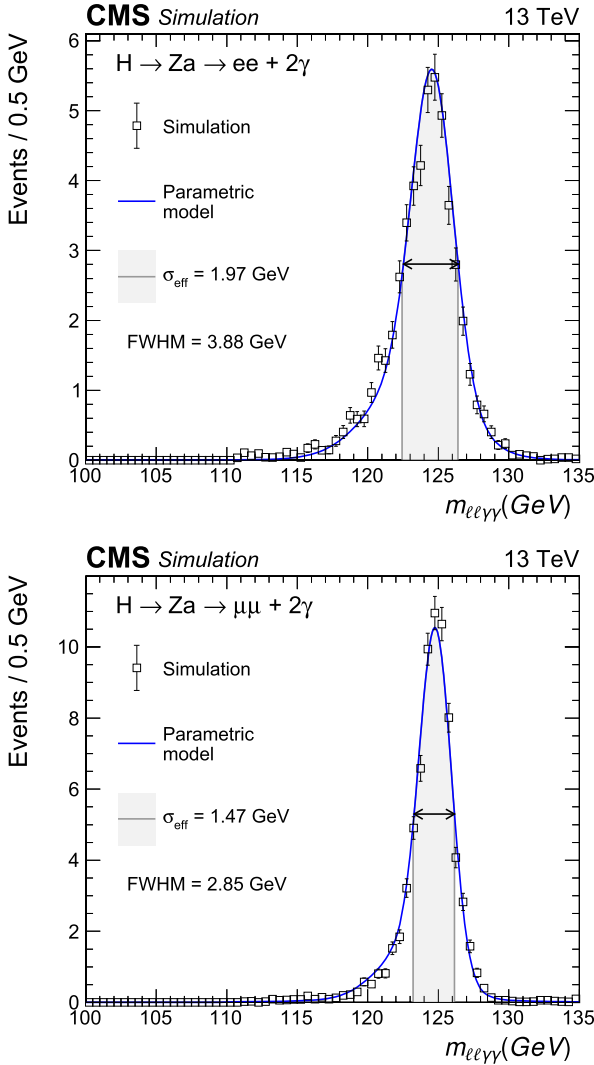


Fig. 4. Fit to the simulated $m_{\ell\ell\gamma\gamma}$ distributions for a signal with $m_a = 30$ GeV in the electron (upper) and muon (lower) channels for the year 2018.

higher than that of the electron channel. However, the efficiency decreases because of higher pileup in later data-taking years. For each intermediate point, a signal model is constructed using the $m_{\ell\ell\gamma\gamma}$ shape of the nearest mass hypothesis and the normalization is interpolated from the two nearest mass hypotheses.

8. Background model

The background model is built to describe the shape of the $m_{\ell\ell\gamma\gamma}$ distribution that comes from processes other than the decay of the H boson. Since the shape of this distribution is not known, different functional forms must be considered. They result in different numbers of estimated background events in the signal region, affecting the signal extraction. The uncertainty arising from the choice of background model is handled with the envelope method [50]: the background modeling is performed using data as in Ref. [29], and the choice of the background functional form is treated as a discrete nuisance parameter in the likelihood fit to data. As shown in Fig. 6, the $m_{\ell\ell\gamma\gamma}$ distribution consists of a turn-on peak around 105–115 GeV, driven by the photon p_T selection, and a falling spectrum at higher mass. To model the background distribution, functions with the following general form are considered:

$$F(m_{\ell\ell\gamma\gamma}; \mu, \sigma, s, \vec{\alpha}) = \int \mathcal{N}(\mu, \sigma)(m_{\ell\ell\gamma\gamma} - t) f(t; \vec{\alpha}) \Theta(s, t) dt, \quad (4)$$

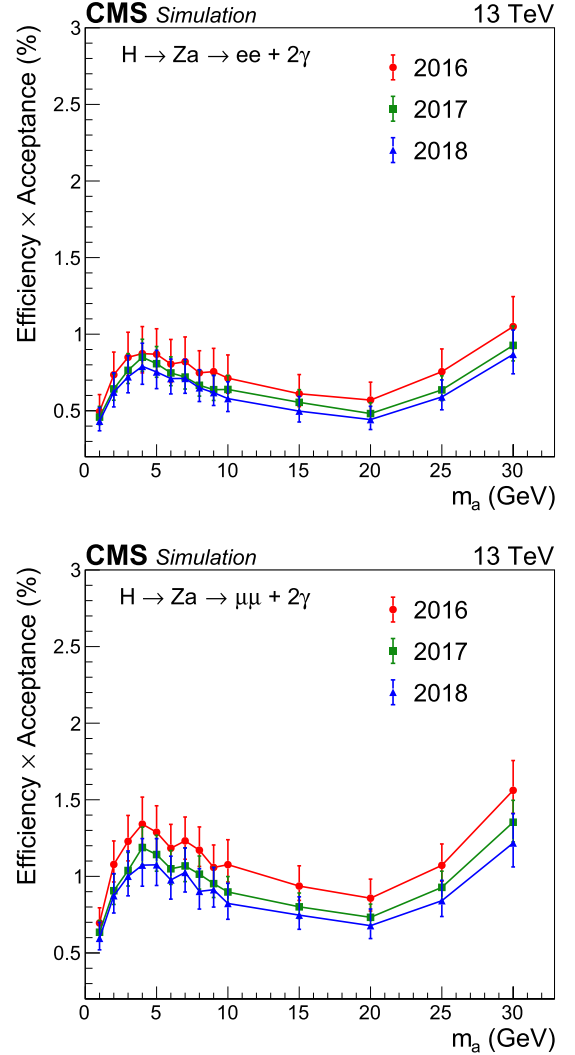


Fig. 5. Product of detector efficiency and analysis acceptance for signal samples with various m_a values for the electron (upper) and muon channel (lower). The error bars include statistical and systematic uncertainties. The photon efficiency, lepton efficiency, and pileup modeling uncertainties are taken into account for the systematic uncertainty.

where \mathcal{N} is a Gaussian function with mean μ and standard deviation σ , Θ is the Heaviside step function defining the cutoff point s below which the falling spectrum function f with shape parameters $\vec{\alpha}$ has no influence, and f is a falling spectrum function with shape parameters $\vec{\alpha}$. The falling spectrum function families considered in the analysis are exponentials, Bernstein polynomials, Laurent series, and power-law functions. A subset of functions from each family is used to build the background model. For each family, the maximum order of parameters to be used is chosen with an F-test, and the minimum order is determined by applying a requirement on the goodness-of-fit to the data. A penalty is added to take into account the number of floating parameters in each candidate function. When making a measurement of a given parameter of interest, the discrete profiling method minimizes the overall negative logarithm of the likelihood considering all allowed functions.

The fit is performed over the range $95 < m_{\ell\ell\gamma\gamma} < 180$ GeV where the background model is extended from the sideband region ($95 < m_{\ell\ell\gamma\gamma} < 115$ GeV and $135 < m_{\ell\ell\gamma\gamma} < 180$ GeV) to the signal region, and data from all data-taking years and from the electron and muon channels are combined to construct the background model. A unique background model is created for each m_a hypothesis. For intermediate m_a hypotheses, the

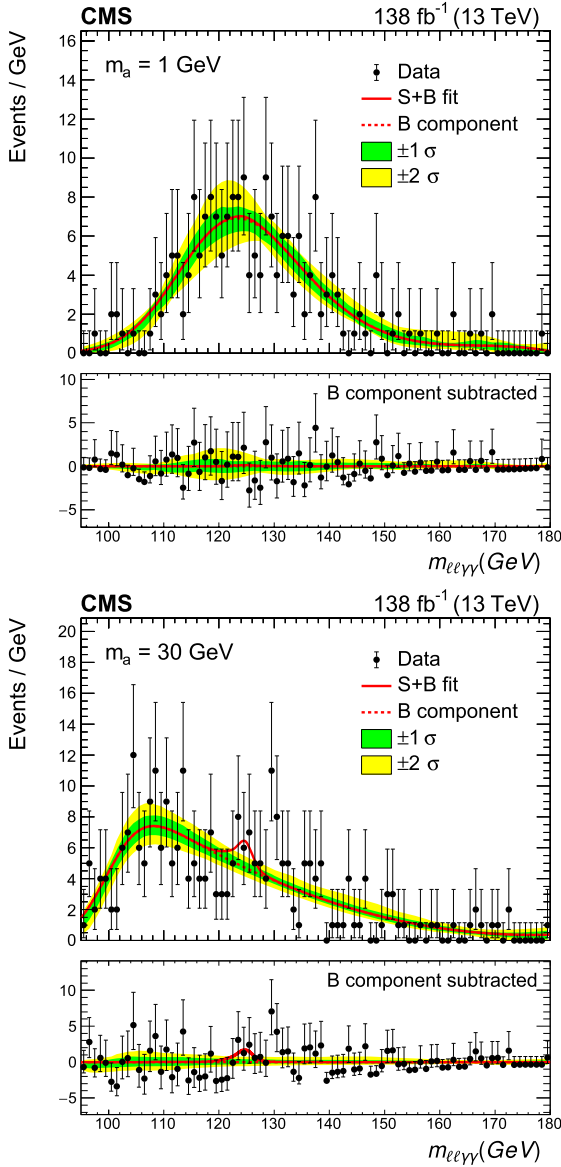


Fig. 6. Invariant mass $m_{\ell\ell\gamma\gamma}$ distribution in data (black points). The signal-plus-background model fit is shown for $m_a = 1$ (upper) and 30 (lower) GeV, where the solid red line shows the total signal-plus-background contribution, and the dashed red line shows the background component only. The lower panels show the residual signal yield after the background subtraction. The one (green, inner) and two (yellow, outer) standard deviation bands show the uncertainties in the fitted background model. These bands include the uncertainty due to the choice of function and the uncertainty in the fitted parameters.

BDT boundary is taken from the closest simulated m_a . Fig. 6 shows the best-fit functions for $m_a = 1$ and 30 GeV.

For each m_a hypothesis, an ensemble of pseudo-experiments was generated using the various background functions. Each pseudo-experiment was fitted using the discrete profiling method, and it was verified that the chosen functional form used to describe the background does not introduce any bias in the signal extraction.

9. Systematic uncertainties

The systematic uncertainty associated with the background modeling is taken into account with the envelope method, as described in Section 8. The signal modeling has systematic uncertainties of two kinds: those that modify the shape of the $m_{\ell\ell\gamma\gamma}$ distribution, and those

that leave the shape of $m_{\ell\ell\gamma\gamma}$ distribution unchanged but affect the overall normalization of the signal process.

Uncertainties affecting the shape of the $m_{\ell\ell\gamma\gamma}$ distribution are typically related to the energy of the individual photons and leptons, and therefore impact the mean and width of the signal model. Their sources are the following:

- Photon energy scale and resolution: corrections are applied to the photon energy scale in data and to the energy resolution in simulation. The uncertainties related to these corrections are computed using $Z \rightarrow ee$ events [40]. The resulting uncertainty on the signal strength due to the uncertainty on the energy scale and resolution is estimated to be 5.7% (2016), 3.5% (2017), and 4.5% (2018). The uncertainties for each data set are fully correlated;
- Lepton energy scale and resolution: corrections are applied to the lepton energy scale in data and to the energy resolution in simulation. The uncertainties related to these corrections are computed using $Z \rightarrow \ell\ell$ events [40,41]. The resulting uncertainty on the signal strength due to the uncertainty on the energy scale and resolution is estimated to be 4.3 (4.9)% (2016), 4.2 (4.4)% (2017), and 4.9 (5.2)% (2018) in the electron (muon) channel. The uncertainties for each data set are fully correlated.

The uncertainties that affect the normalization of the signal model are the following:

- Integrated luminosity: uncertainties in the integrated luminosity measurement are estimated to be 1.2% (2016), 2.3% (2017), and 2.5% (2018) [51–53]. The uncertainty in the total integrated luminosity of the three years combined is 1.6%. The uncertainties for each data set are partially correlated and account for the common sources in the luminosity measurement schemes;
- Pileup modeling: the total inelastic pp cross section is varied by $\pm 5\%$, and the analysis is repeated with the shifted weights. Then, the maximum difference of the yield compared to the nominal yield is taken as the systematic uncertainty. The average magnitude of the resulting uncertainty is below 3% across the full m_a range. The uncertainties for each data set are fully correlated;
- Lepton and photon identification efficiencies: the analysis is rerun by shifting the lepton and photon identification scale factors, which are applied to simulations to match the lepton and photon selection efficiencies in data, by one standard deviation and the maximum difference of the yield with respect to the nominal yield is taken as the systematic uncertainty. The average magnitude of the resulting uncertainty is around 10% across the full m_a range. The uncertainties for each data set are fully correlated;
- The BDT uncertainties: because the BDT score is used to define the signal region, uncertainties in the BDT can lead to event migration across boundaries. The systematic uncertainties in the input variables, which include the data-MC differences in the shower shape variables, are propagated to the final BDT selection. Using the same BDT score boundaries to define the signal region, the maximum difference of the yield with respect to the nominal yield is taken as the systematic uncertainty. The resulting uncertainty is less than 2%.

Theoretical PDF and scale uncertainties have a negligible impact on the analysis results and therefore are not applied. A summary of all the systematic uncertainties is given in Table 2. The impact of systematic uncertainties on the expected upper limit in the cross section is about 1% across the probed m_a range and the analysis is primarily limited by the statistical uncertainty.

10. Results and interpretation

Upper limits at 95% confidence level (CL) on the cross section times branching fraction of the H boson decaying to a Z boson and an ALP

Table 2

Sources of systematic uncertainties and their impact on the signal strength for each data-taking period.

$m_{\ell\ell\gamma\gamma}$ distribution shape	2016	2017	2018
Photon energy scale	<0.1%	<0.1%	<0.1%
Photon energy resolution	5.7%	3.5%	4.5%
Electron energy scale	<0.1%	<0.1%	<0.1%
Electron energy resolution	4.3%	4.2%	4.9%
Muon energy scale	<0.1%	<0.1%	<0.1%
Muon energy resolution	4.9%	4.4%	5.2%
Signal model normalization			
Integrated luminosity	1.2%	2.3%	2.5%
Pileup modeling	2.9%	2.9%	2.5%
Photon efficiency	10%	10%	10%
Electron efficiency	1.7%	1.5%	1.6%
Muon efficiency	0.8%	0.5%	0.5%
BDT uncertainties	<2%	<2%	<2%

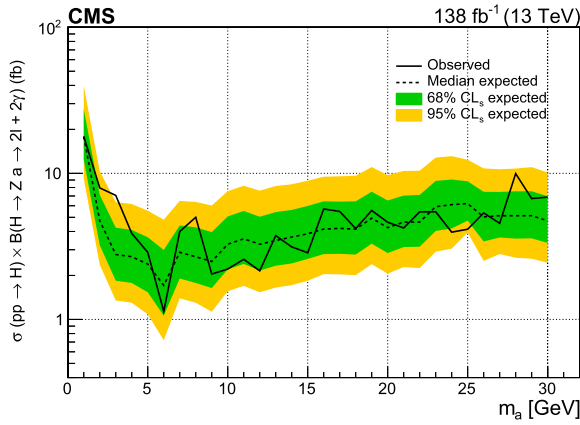


Fig. 7. Expected and observed 95% CL limits on the product of the production cross section of the H boson and its branching fraction into a dilepton and a diphoton pair via a Z boson and a pseudoscalar, $\sigma(pp \rightarrow H) B(H \rightarrow Za \rightarrow \ell\ell\gamma\gamma)$. The dashed black curve is the expected upper limit, while the one and two standard-deviation bands are shown in green and yellow, respectively. The solid black curve is the observed upper limit.

are evaluated using a CL_s criterion, taking the profile likelihood as a test statistic [54–56]. In this procedure, an asymptotic approximation for the likelihood was used [45]. The limits are calculated in the mass range of 1–30 GeV and are shown in Fig. 7. The observed (expected) limits are in the range 1.1–17.8 (1.7–17.9) fb within the probed m_a interval of 1–30 GeV. An excess of data above the expected SM background with 2.6 (1.3) σ local (global) significance [57] is observed for a mass hypothesis of $m_a = 3$ GeV.

Upper limits at 95% CL are calculated on $C_{ZH}^{\text{eff}}/\Lambda$ [8,9], as shown in Fig. 8, where C_{ZH}^{eff} is the effective coupling parameter of the H boson, the Z boson, and the ALP, and Λ is the scale of BSM physics. In this interpretation, in order to avoid the issue of ALPs being long-lived in the detector, the ALP is assumed to decay promptly with the branching fraction $B(a \rightarrow \gamma\gamma) = 100\%$ [19]. The indirect limit from the search for invisible decays of the Higgs boson performed by the CMS Collaboration [58] is also shown. Whereas the expected limits on the H boson production cross section times its branching fraction into a dilepton and a diphoton pair via a Z boson and a pseudoscalar, shown in Fig. 7, do not exhibit a strong mass dependence for $m_a > 3$ GeV, the limits on the $C_{ZH}^{\text{eff}}/\Lambda$ are several factors stronger in the low-mass region with respect to $m_a = 30$ GeV.

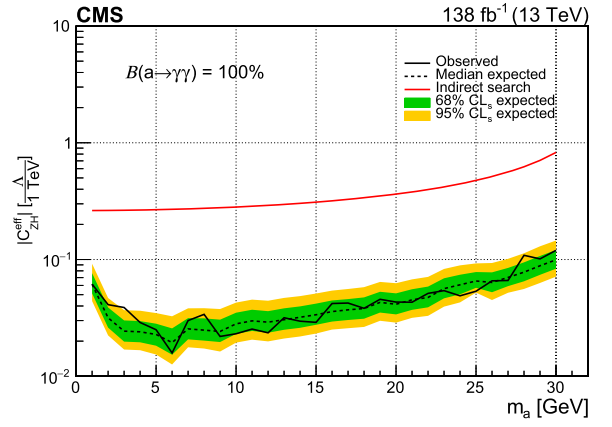


Fig. 8. Expected and observed limits at 95% CL on $C_{ZH}^{\text{eff}}/\Lambda$, assuming the ALP decays exclusively to a photon pair. The dashed black curve is the expected upper limit, while the one and two standard-deviation bands are shown in green and yellow, respectively. The solid black curve is the observed upper limit. The red curve represents the interpreted results from the search for invisible decays of the Higgs boson performed by the CMS Collaboration.

11. Summary

A search for Higgs boson (H) decays to a Z boson and an axion-like particle (ALP), which subsequently decay into a lepton pair and a photon pair, respectively, is presented. The analysis is based on proton-proton collision data collected at $\sqrt{s} = 13$ TeV by the CMS experiment in 2016–2018, corresponding to an integrated luminosity of 138 fb^{-1} . The analysis probes pseudoscalar masses (m_a) in the range 1–30 GeV. This is the first search for Higgs boson decays in the final state of two leptons and two photons. Upper limits are set at 95% confidence level on the production cross section of the Higgs boson times its branching fraction into a dilepton and a diphoton pair via a Z boson and a pseudoscalar, $\sigma(pp \rightarrow H) B(H \rightarrow Za \rightarrow \ell\ell\gamma\gamma)$, where $\ell = e, \mu$. The observed (expected) limits vary in the range 1.1–17.8 (1.7–17.9) fb within the probed m_a interval of 1–30 GeV. The largest excess with respect to the standard model prediction is observed for $m_a = 3$ GeV and has a local (global) significance of 2.6 (1.3) standard deviations. Constraints are set on the ALP model parameter $C_{ZH}^{\text{eff}}/\Lambda$, which describes the coupling between the Higgs boson, Z boson, and ALP.

Declaration of competing interest

The authors declare that they have no known competing financial interests or personal relationships that could have appeared to influence the work reported in this paper.

Data availability

Release and preservation of data used by the CMS Collaboration as the basis for publications is guided by the CMS policy as stated in “[CMS data preservation, re-use and open access policy](#)”.

Acknowledgements

We congratulate our colleagues in the CERN accelerator departments for the excellent performance of the LHC and thank the technical and administrative staffs at CERN and at other CMS institutes for their contributions to the success of the CMS effort. In addition, we gratefully acknowledge the computing centers and personnel of the Worldwide LHC Computing Grid and other centers for delivering so effectively the computing infrastructure essential to our analyses. Finally, we acknowledge the enduring support for the construction and operation of the LHC, the CMS detector, and the supporting computing

infrastructure provided by the following funding agencies: SC (Armenia), BMBWF and FWF (Austria); FNRS and FWO (Belgium); CNPq, CAPES, FAPERJ, FAPERGS, and FAPESP (Brazil); MES and BNSF (Bulgaria); CERN; CAS, MOST, and NSFC (China); Minciencias (Colombia); MSES and CSF (Croatia); RIF (Cyprus); SENESCYT (Ecuador); MoER, ERC PUT and ERDF (Estonia); Academy of Finland, MEC, and HIP (Finland); CEA and CNRS/IN2P3 (France); SRNSF (Georgia); BMBF, DFG, and HGF (Germany); GSRI (Greece); NKFIH (Hungary); DAE and DST (India); IPM (Iran); SFI (Ireland); INFN (Italy); MSIP and NRF (Republic of Korea); MES (Latvia); LAS (Lithuania); MOE and UM (Malaysia); BUAP, CINVESTAV, CONACYT, LNS, SEP, and UASLP-FAI (Mexico); MOS (Montenegro); MBIE (New Zealand); PAEC (Pakistan); MES and NSC (Poland); FCT (Portugal); MESTD (Serbia); MCIN/AEI and PCTI (Spain); MoSTR (Sri Lanka); Swiss Funding Agencies (Switzerland); MST (Taipei); MHESI and NSTDA (Thailand); TUBITAK and TENMAK (Turkey); NASU (Ukraine); STFC (United Kingdom); DOE and NSF (USA).


Individuals have received support from the Marie-Curie program and the European Research Council and Horizon 2020 Grant, contract Nos. 675440, 724704, 752730, 758316, 765710, 824093, and COST Action CA16108 (European Union); the Leventis Foundation; the Alfred P. Sloan Foundation; the Alexander von Humboldt Foundation; the Science Committee, project no. 22rl-037 (Armenia); the Belgian Federal Science Policy Office; the Fonds pour la Formation à la Recherche dans l'Industrie et dans l'Agriculture (FRIA-Belgium); the Agentschap voor Innovatie door Wetenschap en Technologie (IWT-Belgium); the F.R.S.-FNRS and FWO (Belgium) under the "Excellence of Science – EOS" – be.h project n. 30820817; the Beijing Municipal Science & Technology Commission, No. Z191100007219010 and Fundamental Research Funds for the Central Universities (China); The Ministry of Education, Youth and Sports (MEYS) of the Czech Republic; the Shota Rustaveli National Science Foundation, grant FR-22-985 (Georgia); the Deutsche Forschungsgemeinschaft (DFG), under Germany's Excellence Strategy – EXC 2121 "Quantum Universe" – 390833306, and under project number 400140256 - GRK2497; the Hellenic Foundation for Research and Innovation (HFRI), Project Number 2288 (Greece); the Hungarian Academy of Sciences, the New National Excellence Program – ÚNKP, the NKFIH research grants K 124845, K 124850, K 128713, K 128786, K 129058, K 131991, K 133046, K 138136, K 143460, K 143477, 2020-2.2.1-ED-2021-00181, and TKP2021-NKTA-64 (Hungary); the Council of Science and Industrial Research, India; ICSC – National Research Center for High Performance Computing, Big Data and Quantum Computing, funded by the EU NexGeneration program (Italy); the Latvian Council of Science; the Ministry of Education and Science, project no. 2022/WK/14, and the National Science Center, contracts Opus 2021/41/B/ST2/01369 and 2021/43/B/ST2/01552 (Poland); the Fundação para a Ciência e a Tecnologia, grant CEECIND/01334/2018 (Portugal); the National Priorities Research Program by Qatar National Research Fund; MCIN/AEI/10.13039/501100011033, ERDF "a way of making Europe", and the Programa Estatal de Fomento de la Investigación Científica y Técnica de Excelencia María de Maeztu, grant MDM-2017-0765 and Programa Severo Ochoa del Principado de Asturias (Spain); the Chulalongkorn Academic into Its 2nd Century Project Advancement Project, and the National Science, Research and Innovation Fund via the Program Management Unit for Human Resources & Institutional Development, Research and Innovation, grant B05F650021 (Thailand); the Kavli Foundation; the Nvidia Corporation; the Super-Micro Corporation; the Welch Foundation, contract C-1845; and the Weston Havens Foundation (USA).

References




















- [1] ATLAS Collaboration, Observation of a new particle in the search for the standard model Higgs boson with the ATLAS detector at the LHC, *Phys. Lett. B* 716 (2012) 1, <https://doi.org/10.1016/j.physletb.2012.08.020>, arXiv:1207.7214.
- [2] CMS Collaboration, Observation of a new boson at a mass of 125 GeV with the CMS experiment at the LHC, *Phys. Lett. B* 716 (2012) 30, <https://doi.org/10.1016/j.physletb.2012.08.021>, arXiv:1207.7235.
- [3] CMS Collaboration, Observation of a new boson with mass near 125 GeV in pp collisions at $\sqrt{s} = 7$ and 8 TeV, *J. High Energy Phys.* 06 (2013) 081, [https://doi.org/10.1007/JHEP06\(2013\)081](https://doi.org/10.1007/JHEP06(2013)081), arXiv:1303.4571.
- [4] ATLAS Collaboration, A detailed map of Higgs boson interactions by the ATLAS experiment ten years after the discovery, *Nature* 607 (2022) 52, <https://doi.org/10.1038/s41586-022-04893-w>, arXiv:2207.00092.
- [5] CMS Collaboration, A portrait of the Higgs boson by the CMS experiment ten years after the discovery, *Nature* 607 (2022) 60, <https://doi.org/10.1038/s41586-022-04892-x>, arXiv:2207.00043.
- [6] R.D. Peccei, H.R. Quinn, CP conservation in the presence of pseudoparticles, *Phys. Rev. Lett.* 38 (1977) 1440, <https://doi.org/10.1103/PhysRevLett.38.1440>.
- [7] M.A. Buen-Abad, J. Fan, M. Reece, C. Sun, Challenges for an axion explanation of the muon $g - 2$ measurement, *J. High Energy Phys.* 09 (2021) 101, [https://doi.org/10.1007/JHEP09\(2021\)101](https://doi.org/10.1007/JHEP09(2021)101), arXiv:2104.03267.
- [8] H. Georgi, D.B. Kaplan, L. Randall, Manifesting the invisible axion at low energies, *Phys. Lett. B* 169 (1986) 73, [https://doi.org/10.1016/0370-2693\(86\)90688-X](https://doi.org/10.1016/0370-2693(86)90688-X).
- [9] M. Bauer, M. Neubert, A. Thamm, Collider probes of axion-like particles, *J. High Energy Phys.* 12 (2017) 044, [https://doi.org/10.1007/JHEP12\(2017\)044](https://doi.org/10.1007/JHEP12(2017)044), arXiv:1708.00443.
- [10] M. Bauer, M. Neubert, A. Thamm, The "forgotten" decay $S \rightarrow Zh$ as a CP analyzer, arXiv:1607.01016, 2016.
- [11] ATLAS Collaboration, Search for boosted diphoton resonances in the 10 to 70 GeV mass range using 138 fb⁻¹ of 13 TeV pp collisions with the ATLAS detector, *J. High Energy Phys.* 07 (2023) 155, [https://doi.org/10.1007/JHEP07\(2023\)155](https://doi.org/10.1007/JHEP07(2023)155), arXiv:2211.04172.
- [12] ATLAS Collaboration, Search for new phenomena in events with a photon and missing transverse momentum in pp collisions at $\sqrt{s} = 13$ TeV with the ATLAS detector, *J. High Energy Phys.* 06 (2016) 059, [https://doi.org/10.1007/JHEP06\(2016\)059](https://doi.org/10.1007/JHEP06(2016)059), arXiv:1604.01306.
- [13] ATLAS Collaboration, Search for dark matter in association with an energetic photon in pp collisions at $\sqrt{s} = 13$ TeV with the ATLAS detector, *J. High Energy Phys.* 02 (2021) 226, [https://doi.org/10.1007/JHEP02\(2021\)226](https://doi.org/10.1007/JHEP02(2021)226), arXiv:2011.05259.
- [14] ATLAS Collaboration, Measurement of light-by-light scattering and search for axion-like particles with 2.2 nb⁻¹ of Pb+Pb data with the ATLAS detector, *J. High Energy Phys.* 03 (2021) 243, [https://doi.org/10.1007/JHEP11\(2021\)050](https://doi.org/10.1007/JHEP11(2021)050), arXiv:2008.05355.
- [15] ATLAS Collaboration, Search for Higgs boson decays into a Z boson and a light hadronically decaying resonance using 13 TeV pp collision data from the ATLAS detector, *Phys. Rev. Lett.* 125 (2020) 221802, <https://doi.org/10.1103/PhysRevLett.125.221802>, arXiv:2004.01678.
- [16] ATLAS Collaboration, Search for an axion-like particle with forward proton scattering in association with photon pairs at ATLAS, *J. High Energy Phys.* 07 (2023) 234, [https://doi.org/10.1007/JHEP07\(2023\)234](https://doi.org/10.1007/JHEP07(2023)234), arXiv:2304.10953.
- [17] CMS Collaboration, Search for the exotic decay of the Higgs boson into two light pseudoscalars with four photons in the final state in proton-proton collisions at $\sqrt{s} = 13$ TeV, *J. High Energy Phys.* 07 (2023) 148, [https://doi.org/10.1007/JHEP07\(2023\)148](https://doi.org/10.1007/JHEP07(2023)148), arXiv:2208.01469.
- [18] CMS Collaboration, Search for exotic Higgs boson decays $H \rightarrow \mathcal{A}\mathcal{A} \rightarrow 4\gamma$ with events containing two merged diphotons in proton-proton collisions at $\sqrt{s} = 13$ TeV, *Phys. Rev. Lett.* 131 (2023) 101801, <https://doi.org/10.1103/PhysRevLett.131.101801>, arXiv:2209.06197.
- [19] CMS Collaboration, Search for low-mass dilepton resonances in Higgs boson decays to four-lepton final states in proton-proton collisions at $\sqrt{s} = 13$ TeV, *Eur. Phys. J. C* 82 (2022) 290, <https://doi.org/10.1140/epjc/s10052-022-10127-0>, arXiv:2111.01299.
- [20] A. Abbasbadi, W.W. Repko, Note on the rare decay of a Higgs boson into photons and a Z boson, *Phys. Rev. D* 71 (2005) 017304, <https://doi.org/10.1103/PhysRevD.71.017304>.
- [21] CMS Collaboration, Reconstruction of decays to merged photons using end-to-end deep learning with domain continuation in the CMS detector, *Phys. Rev. D* 108 (2023) 052002, <https://doi.org/10.1103/PhysRevD.108.052002>, arXiv:2204.12313.
- [22] HEPData record for this analysis, <https://doi.org/10.17182/hepdata.145073>, 2023.
- [23] CMS Collaboration, The CMS experiment at the CERN LHC, *J. Instrum.* 3 (2008) S08004, <https://doi.org/10.1088/1748-0221/3/08/S08004>.
- [24] CMS Collaboration, Performance of the CMS Level-1 trigger in proton-proton collisions at $\sqrt{s} = 13$ TeV, *J. Instrum.* 15 (2020) P10017, <https://doi.org/10.1088/1748-0221/15/10/P10017>, arXiv:2006.10165.
- [25] CMS Collaboration, The CMS trigger system, *J. Instrum.* 12 (2017) P01020, <https://doi.org/10.1088/1748-0221/12/01/P01020>, arXiv:1609.02366.
- [26] J. Alwall, R. Frederix, S. Frixione, V. Hirschi, F. Maltoni, O. Mattelaer, H.S. Shao, T. Stelzer, P. Torrielli, M. Zaro, The automated computation of tree-level and next-to-leading order differential cross sections, and their matching to parton shower simulations, *J. High Energy Phys.* 07 (2014) 079, [https://doi.org/10.1007/JHEP07\(2014\)079](https://doi.org/10.1007/JHEP07(2014)079), arXiv:1405.0301.
- [27] J. Alwall, S. Höche, F. Krauss, N. Lavesson, L. Lönnblad, F. Maltoni, M.L. Mangano, M. Moretti, C.G. Papadopoulos, F. Piccinini, S. Schumann, M. Treccani, J. Winter, M.

- Worek, Comparative study of various algorithms for the merging of parton showers and matrix elements in hadronic collisions, *Eur. Phys. J. C* 53 (2008) 473, <https://doi.org/10.1140/epjc/s10052-007-0490-5>, arXiv:0706.2569.
- [28] R. Frederix, S. Frixione, Merging meets matching in MC@NLO, *J. High Energy Phys.* 12 (2012) 061, [https://doi.org/10.1007/JHEP12\(2012\)061](https://doi.org/10.1007/JHEP12(2012)061), arXiv:1209.6215.
- [29] CMS Collaboration, Observation of the diphoton decay of the Higgs boson and measurement of its properties, *Eur. Phys. J. C* 74 (2014) 3076, <https://doi.org/10.1140/epjc/s10052-014-3076-z>, arXiv:1407.0558.
- [30] CMS Collaboration, Measurements of Higgs boson properties in the diphoton decay channel in proton-proton collisions at $\sqrt{s} = 13$ TeV, *J. High Energy Phys.* 11 (2018) 185, [https://doi.org/10.1007/JHEP11\(2018\)185](https://doi.org/10.1007/JHEP11(2018)185), arXiv:1804.02716.
- [31] R.D. Ball, et al., NNPDF, Parton distributions for the LHC Run II, *J. High Energy Phys.* 04 (2015) 040, [https://doi.org/10.1007/JHEP04\(2015\)040](https://doi.org/10.1007/JHEP04(2015)040), arXiv:1410.8849.
- [32] R.D. Ball, et al., NNPDF, Parton distributions from high-precision collider data, *Eur. Phys. J. C* 77 (2017) 663, <https://doi.org/10.1140/epjc/s10052-017-5199-5>, arXiv:1706.00428.
- [33] T. Sjöstrand, S. Ask, J.R. Christiansen, R. Corke, N. Desai, P. Ilten, S. Mrenna, S. Prestel, C.O. Rasmussen, P.Z. Skands, An introduction to PYTHIA 8.2, *Comput. Phys. Commun.* 191 (2015) 159, <https://doi.org/10.1016/j.cpc.2015.01.024>, arXiv:1410.3012.
- [34] CMS Collaboration, Event generator tunes obtained from underlying event and multiparton scattering measurements, *Eur. Phys. J. C* 76 (2016) 155, <https://doi.org/10.1140/epjc/s10052-016-3988-x>, arXiv:1512.00815.
- [35] CMS Collaboration, Extraction and validation of a new set of CMS PYTHIA8 tunes from underlying-event measurements, *Eur. Phys. J. C* 80 (2020) 4, <https://doi.org/10.1140/epjc/s10052-019-7499-4>, arXiv:1903.12179.
- [36] S. Agostinelli, et al., GEANT4, GEANT4: a simulation toolkit, *Nucl. Instrum. Methods A* 506 (2003) 250, [https://doi.org/10.1016/S0168-9002\(03\)01368-8](https://doi.org/10.1016/S0168-9002(03)01368-8).
- [37] J. Allison, et al., GEANT4 developments and applications, *IEEE Trans. Nucl. Sci.* 53 (2006) 270, <https://doi.org/10.1109/TNS.2006.869826>.
- [38] CMS Collaboration, Technical proposal for the Phase-II upgrade of the Compact Muon Solenoid, CMS Technical Proposal CERN-LHCC-2015-010, CMS-TDR-15-02, 2015, <http://cds.cern.ch/record/2020886>.
- [39] CMS Collaboration, Particle-flow reconstruction and global event description with the CMS detector, *J. Instrum.* 12 (2017) P10003, <https://doi.org/10.1088/1748-0221/12/10/P10003>, arXiv:1706.04965.
- [40] CMS Collaboration, Electron and photon reconstruction and identification with the CMS experiment at the CERN LHC, *J. Instrum.* 16 (2021) P05014, <https://doi.org/10.1088/1748-0221/16/05/P05014>, arXiv:2012.06888.
- [41] CMS Collaboration, Performance of the CMS muon detector and muon reconstruction with proton-proton collisions at $\sqrt{s} = 13$ TeV, *J. Instrum.* 13 (2018) P06015, <https://doi.org/10.1088/1748-0221/13/06/P06015>, arXiv:1804.04528.
- [42] CMS Collaboration, Measurements of properties of the Higgs boson decaying into the four-lepton final state in pp collisions at $\sqrt{s} = 13$ TeV, *J. High Energy Phys.* 11 (2017) 047, [https://doi.org/10.1007/JHEP11\(2017\)047](https://doi.org/10.1007/JHEP11(2017)047), arXiv:1706.09936.
- [43] CMS Collaboration, Measurements of inclusive W and Z cross sections in pp collisions at $\sqrt{s} = 7$ TeV, *J. High Energy Phys.* 01 (2011) 080, [https://doi.org/10.1007/JHEP01\(2011\)080](https://doi.org/10.1007/JHEP01(2011)080), arXiv:1012.2466.
- [44] P. Baldi, K. Cranmer, T. Faucett, P. Sadowski, D. Whiteson, Parameterized neural networks for high-energy physics, *Eur. Phys. J. C* 76 (2016) 235, <https://doi.org/10.1140/epjc/s10052-016-4099-4>, arXiv:1601.07913.
- [45] G. Cowan, K. Cranmer, E. Gross, O. Vitells, Asymptotic formulae for likelihood-based tests of new physics, *Eur. Phys. J. C* 11 (2011) 1554, <https://doi.org/10.1140/epjc/s10052-011-1554-0>, arXiv:1007.1727.
- [46] J.H. Friedman, SMART User's Guide, Stanford University Department of Statistics Technical Report LCS_01, 1984, <https://statistics.stanford.edu/technical-reports/smart-users-guide>.
- [47] J.H. Friedman, A variable span scatterplot smoother, Stanford University Department of Statistics Technical Report LCS_05, 1984, <https://statistics.stanford.edu/technical-reports/variable-span-smoother>.
- [48] CMS Collaboration, Precise determination of the mass of the Higgs boson and tests of compatibility of its couplings with the standard model predictions using proton collisions at 7 and 8 TeV, *Eur. Phys. J. C* 75 (2015) 212, <https://doi.org/10.1140/epjc/s10052-015-3351-7>, arXiv:1412.8662.
- [49] R.A. Fisher, On the interpretation of χ^2 from contingency tables, and the calculation of p , *J. R. Stat. Soc.* 85 (1922) 87, <https://doi.org/10.2307/2340521>.
- [50] P.D. Dauncey, M. Kenzie, N. Wardle, G.J. Davies, Handling uncertainties in background shapes: the discrete profiling method, *J. Instrum.* 10 (2015) P04015, <https://doi.org/10.1088/1748-0221/10/04/P04015>, arXiv:1408.6865.
- [51] CMS Collaboration, Precision luminosity measurement in proton-proton collisions at $\sqrt{s} = 13$ TeV in 2015 and 2016, *Eur. Phys. J. C* 81 (2021) 800, <https://doi.org/10.1140/epjc/s10052-021-09538-2>, arXiv:2104.01927.
- [52] CMS Collaboration, CMS luminosity measurement for the 2017 Data-Taking period at $\sqrt{s} = 13$ TeV, CMS Physics Analysis Summary, CMS-PAS-LUM-17-004, <https://cds.cern.ch/record/2621960>, 2018.
- [53] CMS Collaboration, CMS luminosity measurement for the 2018 Data-Taking period at $\sqrt{s} = 13$ TeV, CMS Physics Analysis Summary, CMS-PAS-LUM-18-002, <https://cds.cern.ch/record/2676164>, 2019.
- [54] T. Junk, Confidence level computation for combining searches with small statistics, *Nucl. Instrum. Methods A* 434 (1999) 435, [https://doi.org/10.1016/S0168-9002\(99\)00498-2](https://doi.org/10.1016/S0168-9002(99)00498-2), arXiv:hep-ex/9902006.
- [55] A.L. Read, Presentation of search results: the CL_s technique, *J. Phys. G* 28 (2002) 2693, <https://doi.org/10.1088/0954-3899/28/10/313>.
- [56] ATLAS and CMS Collaborations, LHC Higgs Combination Group, Procedure for the LHC Higgs boson search combination in Summer 2011, Technical Report CMS-NOTE-2011-005, ATL-PHYS-PUB-2011-11, 2011, <https://cds.cern.ch/record/1379837>.
- [57] E. Gross, O. Vitells, Trial factors for the look elsewhere effect in high energy physics, *Eur. Phys. J. C* 70 (2010) 525, <https://doi.org/10.1140/epjc/s10052-010-1470-8>, arXiv:1005.1891.
- [58] CMS Collaboration, A search for decays of the Higgs boson to invisible particles in events with a top-antitop quark pair or a vector boson in proton-proton collisions at $\sqrt{s} = 13$ TeV, *Eur. Phys. J. C* 83 (2023) 933, <https://doi.org/10.1140/epjc/s10052-023-11952-7>, arXiv:2303.01214.


The CMS Collaboration

A. Hayrapetyan, A. Tumasyan ¹















Yerevan Physics Institute, Yerevan, Armenia

W. Adam , J.W. Andrejkovic , T. Bergauer , S. Chatterjee , K. Damanakis , M. Dragicevic ,
 A. Escalante Del Valle , P.S. Hussain , M. Jeitler ², N. Krammer , D. Liko , I. Mikulec , J. Schieck ²,
 R. Schöfbeck , D. Schwarz , M. Sonawane , S. Templ , W. Waltenberger , C.-E. Wulz ²

Institut für Hochenergiephysik, Vienna, Austria

M.R. Darwish ³, T. Janssen , P. Van Mechelen 

Universiteit Antwerpen, Antwerpen, Belgium

E.S. Bols , J. D'Hondt , S. Dansana , A. De Moor , M. Delcourt , H. El Faham , S. Lowette ,
 I. Makarenko , D. Müller , A.R. Sahasransu , S. Tavernier , M. Tytgat ⁴, S. Van Putte ,
 D. Vannerom 

Vrije Universiteit Brussel, Brussel, Belgium

B. Clerbaux ^{ID}, G. De Lentdecker ^{ID}, L. Favart ^{ID}, D. Hohov ^{ID}, J. Jaramillo ^{ID}, A. Khalilzadeh, K. Lee ^{ID},
M. Mahdavihorrani ^{ID}, A. Malara ^{ID}, S. Paredes ^{ID}, L. P  tre ^{ID}, N. Postiau, L. Thomas ^{ID},
M. Vanden Bemden ^{ID}, C. Vander Velde ^{ID}, P. Vanlaer ^{ID}

Universit   Libre de Bruxelles, Bruxelles, Belgium

M. De Coen ^{ID}, D. Dobur ^{ID}, Y. Hong ^{ID}, J. Knolle ^{ID}, L. Lambrecht ^{ID}, G. Mestdach, C. Rend  n, A. Samalan,
K. Skovpen ^{ID}, N. Van Den Bossche ^{ID}, L. Wezenbeek ^{ID}

Ghent University, Ghent, Belgium

A. Benecke ^{ID}, G. Bruno ^{ID}, C. Caputo ^{ID}, C. Delaere ^{ID}, I.S. Donertas ^{ID}, A. Giammanco ^{ID}, K. Jaffel ^{ID},
Sa. Jain ^{ID}, V. Lema  tre, J. Lidrych ^{ID}, P. Mastrapasqua ^{ID}, K. Mondal ^{ID}, T.T. Tran ^{ID}, S. Wertz ^{ID}

Universit   Catholique de Louvain, Louvain-la-Neuve, Belgium

G.A. Alves ^{ID}, E. Coelho ^{ID}, C. Hensel ^{ID}, T. Menezes De Oliveira, A. Moraes ^{ID}, P. Rebello Teles ^{ID}, M. Soeiro

Centro Brasileiro de Pesquisas F  sicas, Rio de Janeiro, Brazil

W.L. Ald   J  nior ^{ID}, M. Alves Gallo Pereira ^{ID}, M. Barroso Ferreira Filho ^{ID}, H. Brandao Malbouisson ^{ID},
W. Carvalho ^{ID}, J. Chinellato ⁵, E.M. Da Costa ^{ID}, G.G. Da Silveira ^{ID,6}, D. De Jesus Damiao ^{ID},
S. Fonseca De Souza ^{ID}, J. Martins ^{ID,7}, C. Mora Herrera ^{ID}, K. Mota Amarilo ^{ID}, L. Mundim ^{ID}, H. Nogima ^{ID},
A. Santoro ^{ID}, S.M. Silva Do Amaral ^{ID}, A. Sznajder ^{ID}, M. Thiel ^{ID}, A. Vilela Pereira ^{ID}

Universidade do Estado do Rio de Janeiro, Rio de Janeiro, Brazil

C.A. Bernardes ^{ID,6}, L. Calligaris ^{ID}, T.R. Fernandez Perez Tomei ^{ID}, E.M. Gregores ^{ID}, P.G. Mercadante ^{ID},
S.F. Novaes ^{ID}, B. Orzari ^{ID}, Sandra S. Padula ^{ID}

Universidade Estadual Paulista, Universidade Federal do ABC, S  o Paulo, Brazil

A. Aleksandrov ^{ID}, G. Antchev ^{ID}, R. Hadjiiska ^{ID}, P. Iaydjiev ^{ID}, M. Misheva ^{ID}, M. Shopova ^{ID}, G. Sultanov ^{ID}

Institute for Nuclear Research and Nuclear Energy, Bulgarian Academy of Sciences, Sofia, Bulgaria

A. Dimitrov ^{ID}, T. Ivanov ^{ID}, L. Litov ^{ID}, B. Pavlov ^{ID}, P. Petkov ^{ID}, A. Petrov ^{ID}, E. Shumka ^{ID}

University of Sofia, Sofia, Bulgaria

S. Keshri ^{ID}, S. Thakur ^{ID}

Instituto De Alta Investigaci  n, Universidad de Tarapac  , Casilla 7 D, Arica, Chile

T. Cheng ^{ID}, Q. Guo, T. Javaid ^{ID}, M. Mittal ^{ID}, L. Yuan ^{ID}

Beihang University, Beijing, China

G. Bauer ⁸, Z. Hu ^{ID}, K. Yi ^{ID,8,9}

Department of Physics, Tsinghua University, Beijing, China

G.M. Chen ^{ID,10}, H.S. Chen ^{ID,10}, M. Chen ^{ID,10}, F. Iemmi ^{ID}, C.H. Jiang, A. Kapoor ^{ID}, H. Liao ^{ID}, Z.-A. Liu ^{ID,11},
F. Monti ^{ID}, R. Sharma ^{ID}, J.N. Song ¹¹, J. Tao ^{ID}, C. Wang ¹⁰, J. Wang ^{ID}, Z. Wang ¹⁰, H. Zhang ^{ID}

Institute of High Energy Physics, Beijing, China

A. Agapitos ^{ID}, Y. Ban ^{ID}, A. Levin ^{ID}, C. Li ^{ID}, Q. Li ^{ID}, X. Lyu, Y. Mao, S.J. Qian ^{ID}, X. Sun ^{ID}, D. Wang ^{ID},
H. Yang, C. Zhou ^{ID}

State Key Laboratory of Nuclear Physics and Technology, Peking University, Beijing, China

Z. You ^{ID}

Sun Yat-Sen University, Guangzhou, China

N. Lu ^{ID}

University of Science and Technology of China, Hefei, China

D. Leggat^{id}, H. Okawa^{id}, Y. Zhang^{id}

Institute of Modern Physics and Key Laboratory of Nuclear Physics and Ion-beam Application (MOE) – Fudan University, Shanghai, China

Z. Lin^{id}, C. Lu^{id}, M. Xiao^{id}

Zhejiang University, Hangzhou, Zhejiang, China

C. Avila^{id}, D.A. Barbosa Trujillo^{id}, A. Cabrera^{id}, C. Florez^{id}, J. Fraga^{id}, J.A. Reyes Vega

Universidad de Los Andes, Bogota, Colombia

J. Mejia Guisao^{id}, F. Ramirez^{id}, M. Rodriguez^{id}, J.D. Ruiz Alvarez^{id}

Universidad de Antioquia, Medellin, Colombia

D. Giljanovic^{id}, N. Godinovic^{id}, D. Lelas^{id}, A. Sculac^{id}

University of Split, Faculty of Electrical Engineering, Mechanical Engineering and Naval Architecture, Split, Croatia

M. Kovac^{id}, T. Sculac^{id}

University of Split, Faculty of Science, Split, Croatia

P. Bargassa^{id}, V. Brigljevic^{id}, B.K. Chitroda^{id}, D. Ferencek^{id}, S. Mishra^{id}, A. Starodumov^{id,12}, T. Susa^{id}

Institute Rudjer Boskovic, Zagreb, Croatia

A. Attikis^{id}, K. Christoforou^{id}, S. Konstantinou^{id}, J. Mousa^{id}, C. Nicolaou, F. Ptochos^{id}, P.A. Razis^{id},
H. Rykaczewski, H. Saka^{id}, A. Stepenov^{id}

University of Cyprus, Nicosia, Cyprus

M. Finger^{id}, M. Finger Jr.^{id}, A. Kveton^{id}

Charles University, Prague, Czech Republic

E. Ayala^{id}

Escuela Politecnica Nacional, Quito, Ecuador

E. Carrera Jarrin^{id}

Universidad San Francisco de Quito, Quito, Ecuador

H. Abdalla^{id,13}, Y. Assran^{14,15}

Academy of Scientific Research and Technology of the Arab Republic of Egypt, Egyptian Network of High Energy Physics, Cairo, Egypt

M. Abdullah Al-Mashad^{id}, M.A. Mahmoud^{id}

Center for High Energy Physics (CHEP-FU), Fayoum University, El-Fayoum, Egypt

R.K. Dewanjee^{id,16}, K. Ehataht^{id}, M. Kadastik, T. Lange^{id}, S. Nandan^{id}, C. Nielsen^{id}, J. Pata^{id}, M. Raidal^{id},
L. Tani^{id}, C. Veelken^{id}

National Institute of Chemical Physics and Biophysics, Tallinn, Estonia

H. Kirschenmann^{id}, K. Osterberg^{id}, M. Voutilainen^{id}

Department of Physics, University of Helsinki, Helsinki, Finland

S. Bharthuar^{id}, E. Brücken^{id}, F. Garcia^{id}, J. Havukainen^{id}, K.T.S. Kallonen^{id}, M.S. Kim^{id}, R. Kinnunen,
T. Lampén^{id}, K. Lassila-Perini^{id}, S. Lehti^{id}, T. Lindén^{id}, M. Lotti, L. Martikainen^{id}, M. Myllymäki^{id},
M.m. Rantanen^{id}, H. Siikonen^{id}, E. Tuominen^{id}, J. Tuominiemi^{id}

Helsinki Institute of Physics, Helsinki, Finland

P. Luukka^{id}, H. Petrow^{id}, T. Tuuva[†]

Lappeenranta-Lahti University of Technology, Lappeenranta, Finland

M. Besancon¹⁶, F. Couderc¹⁶, M. Dejardin¹⁶, D. Denegri, J.L. Faure, F. Ferri¹⁶, S. Ganjour¹⁶, P. Gras¹⁶,
G. Hamel de Monchenault¹⁶, V. Lohezic¹⁶, J. Malcles¹⁶, J. Rander, A. Rosowsky¹⁶, M.Ö. Sahin¹⁶,
A. Savoy-Navarro^{16,17}, P. Simkina¹⁶, M. Titov¹⁶

IRFU, CEA, Université Paris-Saclay, Gif-sur-Yvette, France

C. Baldenegro Barrera¹⁶, F. Beaudette¹⁶, A. Buchot Perraguin¹⁶, P. Busson¹⁶, A. Cappati¹⁶, C. Charlot¹⁶,
F. Damas¹⁶, O. Davignon¹⁶, A. De Wit¹⁶, G. Falmagne¹⁶, B.A. Fontana Santos Alves¹⁶, S. Ghosh¹⁶,
A. Gilbert¹⁶, R. Granier de Cassagnac¹⁶, A. Hakimi¹⁶, B. Harikrishnan¹⁶, L. Kalipoliti¹⁶, G. Liu¹⁶, J. Motta¹⁶,
M. Nguyen¹⁶, C. Ochando¹⁶, L. Portales¹⁶, R. Salerno¹⁶, U. Sarkar¹⁶, J.B. Sauvan¹⁶, Y. Sirois¹⁶,
A. Tarabini¹⁶, E. Vernazza¹⁶, A. Zabi¹⁶, A. Zghiche¹⁶

Laboratoire Leprince-Ringuet, CNRS/IN2P3, Ecole Polytechnique, Institut Polytechnique de Paris, Palaiseau, France

J.-L. Agram¹⁸, J. Andrea¹⁶, D. Apparú¹⁶, D. Bloch¹⁶, J.-M. Brom¹⁶, E.C. Chabert¹⁶, C. Collard¹⁶,
S. Falke¹⁶, U. Goerlach¹⁶, C. Grimault, R. Haeberle¹⁶, A.-C. Le Bihan¹⁶, M.A. Sessini¹⁶, P. Van Hove¹⁶

Université de Strasbourg, CNRS, IPHC UMR 7178, Strasbourg, France

S. Beauceron¹⁶, B. Blancon¹⁶, G. Boudoul¹⁶, N. Chanon¹⁶, J. Choi¹⁶, D. Contardo¹⁶, P. Depasse¹⁶,
C. Dozen^{16,19}, H. El Mamouni, J. Fay¹⁶, S. Gascon¹⁶, M. Gouzevitch¹⁶, C. Greenberg, G. Grenier¹⁶, B. Ille¹⁶,
I.B. Laktineh, M. Lethuillier¹⁶, L. Mirabito, S. Perries, M. Vander Donckt¹⁶, P. Verdier¹⁶, J. Xiao¹⁶

Institut de Physique des 2 Infinis de Lyon (IP2I), Villeurbanne, France

A. Khvedelidze¹², I. Lomidze¹⁶, Z. Tsamalaidze^{12,12}

Georgian Technical University, Tbilisi, Georgia

V. Botta¹⁶, L. Feld¹⁶, K. Klein¹⁶, M. Lipinski¹⁶, D. Meuser¹⁶, A. Pauls¹⁶, N. Röwert¹⁶, M. Teroerde¹⁶

RWTH Aachen University, I. Physikalisches Institut, Aachen, Germany

S. Diekmann¹⁶, A. Dodonova¹⁶, N. Eich¹⁶, D. Eliseev¹⁶, F. Engelke¹⁶, M. Erdmann¹⁶, P. Fackeldey¹⁶,
B. Fischer¹⁶, T. Hebbeker¹⁶, K. Hoepfner¹⁶, F. Ivone¹⁶, A. Jung¹⁶, M.y. Lee¹⁶, L. Mastrolorenzo,
M. Merschmeyer¹⁶, A. Meyer¹⁶, S. Mukherjee¹⁶, D. Noll¹⁶, A. Novak¹⁶, F. Nowotny, A. Pozdnyakov¹⁶,
Y. Rath, W. Redjeb¹⁶, F. Rehm, H. Reithler¹⁶, V. Sarkisovi¹⁶, A. Schmidt¹⁶, S.C. Schuler, A. Sharma¹⁶,
A. Stein¹⁶, F. Torres Da Silva De Araujo^{16,20}, L. Vigilante, S. Wiedenbeck¹⁶, S. Zaleski

RWTH Aachen University, III. Physikalisches Institut A, Aachen, Germany

C. Dziwok¹⁶, G. Flügge¹⁶, W. Haj Ahmad^{16,21}, T. Kress¹⁶, A. Nowack¹⁶, O. Pooth¹⁶, A. Stahl¹⁶,
T. Ziemons¹⁶, A. Zotz¹⁶

RWTH Aachen University, III. Physikalisches Institut B, Aachen, Germany

H. Aarup Petersen¹⁶, M. Aldaya Martin¹⁶, J. Alimena¹⁶, S. Amoroso, Y. An¹⁶, S. Baxter¹⁶, M. Bayatmakou¹⁶,
H. Becerril Gonzalez¹⁶, O. Behnke¹⁶, A. Belvedere¹⁶, S. Bhattacharya¹⁶, F. Blekman^{16,22}, K. Borrás^{16,23},
D. Brunner¹⁶, A. Campbell¹⁶, A. Cardini¹⁶, C. Cheng, F. Colombina¹⁶, S. Consuegra Rodríguez¹⁶,
G. Correia Silva¹⁶, M. De Silva¹⁶, G. Eckerlin, D. Eckstein¹⁶, L.I. Estevez Banos¹⁶, O. Filatov¹⁶, E. Gallo^{16,22},
A. Geiser¹⁶, A. Giraldi¹⁶, G. Greau, V. Guglielmi¹⁶, M. Guthoff¹⁶, A. Hinzmann¹⁶, A. Jafari^{16,24}, L. Jeppe¹⁶,
N.Z. Jomhari¹⁶, B. Kaech¹⁶, M. Kasemann¹⁶, H. Kaveh¹⁶, C. Kleinwort¹⁶, R. Kogler¹⁶, M. Komm¹⁶,
D. Krücker¹⁶, W. Lange, D. Leyva Pernia¹⁶, K. Lipka^{16,25}, W. Lohmann^{16,26}, R. Mankel¹⁶,
I.-A. Melzer-Pellmann¹⁶, M. Mendizabal Morentin¹⁶, J. Metwally, A.B. Meyer¹⁶, G. Milella¹⁶, A. Mussgiller¹⁶,
A. Nürnberg¹⁶, Y. Otariid, D. Pérez Adán¹⁶, E. Ranken¹⁶, A. Raspereza¹⁶, B. Ribeiro Lopes¹⁶, J. Rübenach,
A. Saggio¹⁶, M. Scham^{16,27,23}, V. Scheurer, S. Schnake^{16,23}, P. Schütze¹⁶, C. Schwanenberger^{16,22},

M. Shchedrolosiev ^{id}, R.E. Sosa Ricardo ^{id}, L.P. Sreelatha Pramod ^{id}, D. Stafford, F. Vazzoler ^{id},
 A. Ventura Barroso ^{id}, R. Walsh ^{id}, Q. Wang ^{id}, Y. Wen ^{id}, K. Wichmann, L. Wiens ^{id,23}, C. Wissing ^{id},
 S. Wuchterl ^{id}, Y. Yang ^{id}, A. Zimmermann Castro Santos ^{id}

Deutsches Elektronen-Synchrotron, Hamburg, Germany

A. Albrecht ^{id}, S. Albrecht ^{id}, M. Antonello ^{id}, S. Bein ^{id}, L. Benato ^{id}, M. Bonanomi ^{id}, P. Connor ^{id}, M. Eich,
 K. El Morabit ^{id}, Y. Fischer ^{id}, A. Fröhlich, C. Garbers ^{id}, E. Garutti ^{id}, A. Grohsjean ^{id}, M. Hajheidari,
 J. Haller ^{id}, H.R. Jabusch ^{id}, G. Kasieczka ^{id}, P. Keicher, R. Klanner ^{id}, W. Korcari ^{id}, T. Kramer ^{id},
 V. Kutzner ^{id}, F. Labe ^{id}, J. Lange ^{id}, A. Lobanov ^{id}, C. Matthies ^{id}, A. Mehta ^{id}, L. Moureaux ^{id}, M. Mrowietz,
 A. Nigamova ^{id}, Y. Nissan, A. Paasch ^{id}, K.J. Pena Rodriguez ^{id}, T. Quadfasel ^{id}, B. Raciti ^{id}, M. Rieger ^{id},
 D. Savoio ^{id}, J. Schindler ^{id}, P. Schleper ^{id}, M. Schröder ^{id}, J. Schwandt ^{id}, M. Sommerhalder ^{id}, H. Stadie ^{id},
 G. Steinbrück ^{id}, A. Tews, M. Wolf ^{id}

University of Hamburg, Hamburg, Germany

S. Brommer ^{id}, M. Burkart, E. Butz ^{id}, T. Chwalek ^{id}, A. Dierlamm ^{id}, A. Droll, N. Faltermann ^{id}, M. Giffels ^{id},
 A. Gottmann ^{id}, F. Hartmann ^{id,28}, M. Horzela ^{id}, U. Husemann ^{id}, M. Klute ^{id}, R. Koppenhöfer ^{id}, M. Link,
 A. Lintuluoto ^{id}, S. Maier ^{id}, S. Mitra ^{id}, M. Mormile ^{id}, Th. Müller ^{id}, M. Neukum, M. Oh ^{id}, G. Quast ^{id},
 K. Rabbertz ^{id}, I. Shvetsov ^{id}, H.J. Simonis ^{id}, N. Trevisani ^{id}, R. Ulrich ^{id}, J. van der Linden ^{id},
 R.F. Von Cube ^{id}, M. Wassmer ^{id}, S. Wieland ^{id}, F. Wittig, R. Wolf ^{id}, S. Wunsch, X. Zuo ^{id}

Karlsruher Institut fuer Technologie, Karlsruhe, Germany

G. Anagnostou, P. Assiouras ^{id}, G. Daskalakis ^{id}, A. Kyriakis, A. Papadopoulos ²⁸, A. Stakia ^{id}

Institute of Nuclear and Particle Physics (INPP), NCSR Demokritos, Aghia Paraskevi, Greece

D. Karasavvas, P. Kontaxakis ^{id}, G. Melachroinos, A. Panagiotou, I. Papavergou ^{id}, I. Paraskevas ^{id},
 N. Saoulidou ^{id}, K. Theofilatos ^{id}, E. Tziaferi ^{id}, K. Vellidis ^{id}, I. Zisopoulos ^{id}

National and Kapodistrian University of Athens, Athens, Greece

G. Bakas ^{id}, T. Chatzistavrou, G. Karapostoli ^{id}, K. Kousouris ^{id}, I. Papakrivopoulos ^{id}, E. Siamarkou,
 G. Tsiopolitis, A. Zacharopoulou

National Technical University of Athens, Athens, Greece

K. Adamidis, I. Bestintzanos, I. Evangelou ^{id}, C. Foudas, P. Gianneios ^{id}, C. Kamtsikis, P. Katsoulis,
 P. Kokkas ^{id}, P.G. Kosmoglou Kioseoglou ^{id}, N. Manthos ^{id}, I. Papadopoulos ^{id}, J. Strologas ^{id}

University of Ioánnina, Ioánnina, Greece

M. Bartók ^{id,29}, C. Hajdu ^{id}, D. Horvath ^{id,30,31}, F. Sikler ^{id}, V. Veszpremi ^{id}

HUN-REN Wigner Research Centre for Physics, Budapest, Hungary

M. Csanád ^{id}, K. Farkas ^{id}, M.M.A. Gadallah ^{id,32}, Á. Kadlecik ^{id}, P. Major ^{id}, K. Mandal ^{id}, G. Pásztor ^{id},
 A.J. Rádl ^{id,33}, G.I. Veres ^{id}

MTA-ELTE Lendület CMS Particle and Nuclear Physics Group, Eötvös Loránd University, Budapest, Hungary

P. Raics, B. Ujvari ^{id,34}, G. Zilizi ^{id}

Faculty of Informatics, University of Debrecen, Debrecen, Hungary

G. Bencze, S. Czellar, J. Karancsi ^{id,29}, J. Molnar, Z. Szillasi

Institute of Nuclear Research ATOMKI, Debrecen, Hungary

T. Csorgo ^{id,33}, F. Nemes ^{id,33}, T. Novak ^{id}

Karoly Robert Campus, MATE Institute of Technology, Gyongyos, Hungary

J. Babbar^{ID}, S. Bansal^{ID}, S.B. Beri, V. Bhatnagar^{ID}, G. Chaudhary^{ID}, S. Chauhan^{ID}, N. Dhingra^{ID,35}, R. Gupta, A. Kaur^{ID}, A. Kaur^{ID}, H. Kaur^{ID}, M. Kaur^{ID}, S. Kumar^{ID}, P. Kumari^{ID}, M. Meena^{ID}, K. Sandeep^{ID}, T. Sheokand, J.B. Singh^{ID,36}, A. Singla^{ID}

Panjab University, Chandigarh, India

A. Ahmed^{ID}, A. Bhardwaj^{ID}, A. Chhetri^{ID}, B.C. Choudhary^{ID}, A. Kumar^{ID}, M. Naimuddin^{ID}, K. Ranjan^{ID}, S. Saumya^{ID}

University of Delhi, Delhi, India

S. Baradia^{ID}, S. Barman^{ID,37}, S. Bhattacharya^{ID}, D. Bhowmik, S. Dutta^{ID}, S. Dutta, B. Gomber^{ID,38}, P. Palit^{ID}, G. Saha^{ID}, B. Sahu^{ID,38}, S. Sarkar

Saha Institute of Nuclear Physics, HBNI, Kolkata, India

M.M. Ameen^{ID}, P.K. Behera^{ID}, S.C. Behera^{ID}, S. Chatterjee^{ID}, P. Jana^{ID}, P. Kalbhor^{ID}, J.R. Komaragiri^{ID,39}, D. Kumar^{ID,39}, L. Panwar^{ID,39}, R. Pradhan^{ID}, P.R. Pujahari^{ID}, N.R. Saha^{ID}, A. Sharma^{ID}, A.K. Sikdar^{ID}, S. Verma^{ID}

Indian Institute of Technology Madras, Madras, India

T. Aziz, I. Das^{ID}, S. Dugad, M. Kumar^{ID}, G.B. Mohanty^{ID}, P. Suryadevara

Tata Institute of Fundamental Research-A, Mumbai, India

A. Bala^{ID}, S. Banerjee^{ID}, R.M. Chatterjee, M. Guchait^{ID}, S. Karmakar^{ID}, S. Kumar^{ID}, G. Majumder^{ID}, K. Mazumdar^{ID}, S. Mukherjee^{ID}, A. Thachayath^{ID}

Tata Institute of Fundamental Research-B, Mumbai, India

S. Bahinipati^{ID,40}, A.K. Das, C. Kar^{ID}, D. Maity^{ID,41}, P. Mal^{ID}, T. Mishra^{ID}, V.K. Muraleedharan Nair Bindhu^{ID,41}, K. Naskar^{ID,41}, A. Nayak^{ID,41}, P. Sadangi, P. Saha^{ID}, S.K. Swain^{ID}, S. Varghese^{ID,41}, D. Vats^{ID,41}

National Institute of Science Education and Research, An OCC of Homi Bhabha National Institute, Bhubaneswar, Odisha, India

A. Alpana^{ID}, S. Dube^{ID}, B. Kansal^{ID}, A. Laha^{ID}, A. Rastogi^{ID}, S. Sharma^{ID}

Indian Institute of Science Education and Research (IISER), Pune, India

H. Bakhshiansohi^{ID,42}, E. Khazaie^{ID,43}, M. Zeinali^{ID,44}

Isfahan University of Technology, Isfahan, Iran

S. Chenarani^{ID,45}, S.M. Etesami^{ID}, M. Khakzad^{ID}, M. Mohammadi Najafabadi^{ID}

Institute for Research in Fundamental Sciences (IPM), Tehran, Iran

M. Grunewald^{ID}

University College Dublin, Dublin, Ireland

M. Abbrescia^{a,b,ID}, R. Aly^{a,c,ID,46}, A. Colaleo^{a,b,ID}, D. Creanza^{a,c,ID}, B. D'Anzi^{a,b,ID}, N. De Filippis^{a,c,ID}, M. De Palma^{a,b,ID}, A. Di Florio^{a,c,ID}, W. Elmetenawee^{a,b,ID,46}, L. Fiore^{a,ID}, G. Iaselli^{a,c,ID}, G. Maggi^{a,c,ID}, M. Maggi^{a,ID}, I. Margjeka^{a,b,ID}, V. Mastrapasqua^{a,b,ID}, S. My^{a,b,ID}, S. Nuzzo^{a,b,ID}, A. Pellecchia^{a,b,ID}, A. Pompili^{a,b,ID}, G. Pugliese^{a,c,ID}, R. Radogna^{a,ID}, G. Ramirez-Sanchez^{a,c,ID}, D. Ramos^{a,ID}, A. Ranieri^{a,ID}, L. Silvestris^{a,ID}, F.M. Simone^{a,b,ID}, Ü. Sözbilir^{a,ID}, A. Stamerra^{a,ID}, R. Venditti^{a,ID}, P. Verwilligen^{a,ID}, A. Zaza^{a,b,ID}

^a INFN Sezione di Bari, Bari, Italy

^b Università di Bari, Bari, Italy

^c Politecnico di Bari, Bari, Italy

G. Abbiendi ^{a, ID}, C. Battilana ^{a, b, ID}, D. Bonacorsi ^{a, b, ID}, L. Borgonovi ^{a, ID}, R. Campanini ^{a, b, ID}, P. Capiluppi ^{a, b, ID},
 A. Castro ^{a, b, ID}, F.R. Cavallo ^{a, ID}, M. Cuffiani ^{a, b, ID}, G.M. Dallavalle ^{a, ID}, T. Diotallevi ^{a, b, ID}, F. Fabbri ^{a, ID},
 A. Fanfani ^{a, b, ID}, D. Fasanella ^{a, b, ID}, P. Giacomelli ^{a, ID}, L. Giommi ^{a, b, ID}, C. Grandi ^{a, ID}, S. Lo Meo ^{a, ID, 47},
 L. Lunerti ^{a, b, ID}, S. Marcellini ^{a, ID}, G. Masetti ^{a, ID}, F.L. Navarria ^{a, b, ID}, A. Perrotta ^{a, ID}, F. Primavera ^{a, b, ID},
 A.M. Rossi ^{a, b, ID}, T. Rovelli ^{a, b, ID}, G.P. Siroli ^{a, b, ID}

^a INFN Sezione di Bologna, Bologna, Italy

^b Università di Bologna, Bologna, Italy

S. Costa ^{a, b, ID, 48}, A. Di Mattia ^{a, ID}, R. Potenza ^{a, b}, A. Tricomi ^{a, b, ID, 48}, C. Tuve ^{a, b, ID}

^a INFN Sezione di Catania, Catania, Italy

^b Università di Catania, Catania, Italy

G. Barbagli ^{a, ID}, G. Bardelli ^{a, b, ID}, B. Camaiani ^{a, b, ID}, A. Cassese ^{a, ID}, R. Ceccarelli ^{a, ID}, V. Ciulli ^{a, b, ID},
 C. Civinini ^{a, ID}, R. D'Alessandro ^{a, b, ID}, E. Focardi ^{a, b, ID}, G. Latino ^{a, b, ID}, P. Lenzi ^{a, b, ID}, M. Lizzo ^{a, ID},
 M. Meschini ^{a, ID}, S. Paoletti ^{a, ID}, A. Papanastassiou ^{a, b}, G. Sguazzoni ^{a, ID}, L. Viliani ^{a, ID}

^a INFN Sezione di Firenze, Firenze, Italy

^b Università di Firenze, Firenze, Italy

L. Benussi ^{ID}, S. Bianco ^{ID}, S. Meola ^{ID, 49}, D. Piccolo ^{ID}

INFN Laboratori Nazionali di Frascati, Frascati, Italy

P. Chatagnon ^{a, ID}, F. Ferro ^{a, ID}, E. Robutti ^{a, ID}, S. Tosi ^{a, b, ID}

^a INFN Sezione di Genova, Genova, Italy

^b Università di Genova, Genova, Italy

A. Benaglia ^{a, ID}, G. Boldrini ^{a, ID}, F. Brivio ^{a, ID}, F. Cetorelli ^{a, ID}, F. De Guio ^{a, b, ID}, M.E. Dinardo ^{a, b, ID}, P. Dini ^{a, ID},
 S. Gennai ^{a, ID}, A. Ghezzi ^{a, b, ID}, P. Govoni ^{a, b, ID}, L. Guzzi ^{a, ID}, M.T. Lucchini ^{a, b, ID}, M. Malberti ^{a, ID}, S. Malvezzi ^{a, ID},
 A. Massironi ^{a, ID}, D. Menasce ^{a, ID}, L. Moroni ^{a, ID}, M. Paganoni ^{a, b, ID}, D. Pedrini ^{a, ID}, B.S. Pinolini ^a,
 S. Ragazzi ^{a, b, ID}, N. Redaelli ^{a, ID}, T. Tabarelli de Fatis ^{a, b, ID}, D. Zuolo ^{a, ID}

^a INFN Sezione di Milano-Bicocca, Milano, Italy

^b Università di Milano-Bicocca, Milano, Italy

S. Buontempo ^{a, ID}, A. Cagnotta ^{a, b, ID}, F. Carnevali ^{a, b}, N. Cavallo ^{a, c, ID}, A. De Iorio ^{a, b, ID}, F. Fabozzi ^{a, c, ID},
 A.O.M. Iorio ^{a, b, ID}, L. Lista ^{a, b, ID, 50}, P. Paolucci ^{a, ID, 28}, B. Rossi ^{a, ID}, C. Sciacca ^{a, b, ID}

^a INFN Sezione di Napoli, Napoli, Italy

^b Università di Napoli 'Federico II', Napoli, Italy

^c Università della Basilicata, Potenza, Italy

^d Università G. Marconi, Roma, Italy

R. Ardino ^{a, ID}, P. Azzi ^{a, ID}, N. Bacchetta ^{a, ID, 51}, A. Bergnoli ^{a, ID}, D. Bisello ^{a, b, ID}, P. Bortignon ^{a, ID},
 A. Bragagnolo ^{a, b, ID}, R. Carlin ^{a, b, ID}, P. Checchia ^{a, ID}, T. Dorigo ^{a, ID}, F. Gasparini ^{a, b, ID}, U. Gasparini ^{a, b, ID},
 G. Grosso ^a, L. Layer ^{a, 52}, E. Lusiani ^{a, ID}, M. Margoni ^{a, b, ID}, A.T. Meneguzzo ^{a, b, ID}, M. Migliorini ^{a, b, ID},
 J. Pazzini ^{a, b, ID}, P. Ronchese ^{a, b, ID}, R. Rossin ^{a, b, ID}, F. Simonetto ^{a, b, ID}, G. Strong ^{a, ID}, M. Tosi ^{a, b, ID}, A. Triossi ^{a, b, ID},
 S. Ventura ^{a, ID}, H. Yarar ^{a, b}, P. Zotto ^{a, b, ID}, A. Zucchetta ^{a, b, ID}, G. Zumerle ^{a, b, ID}

^a INFN Sezione di Padova, Padova, Italy












^b Università di Padova, Padova, Italy

^c Università di Trento, Trento, Italy

S. Abu Zeid ^{a, ID, 53}, C. Aimè ^{a, b, ID}, A. Braghieri ^{a, ID}, S. Calzaferri ^{a, b, ID}, D. Fiorina ^{a, b, ID}, P. Montagna ^{a, b, ID},
 V. Re ^{a, ID}, C. Riccardi ^{a, b, ID}, P. Salvini ^{a, ID}, I. Vai ^{a, b, ID}, P. Vitulo ^{a, b, ID}
































^a INFN Sezione di Pavia, Pavia, Italy

^b Università di Pavia, Pavia, Italy

S. Ajmal ^{a,b, }, P. Asenov ^{a, },⁵⁴, G.M. Bilei ^{a, }, D. Ciangottini ^{a,b, }, L. Fanò ^{a,b, }, M. Magherini ^{a,b, },
G. Mantovani ^{a,b, }, V. Mariani ^{a,b, }, M. Menichelli ^{a, }, F. Moscatelli ^{a, },⁵⁴, A. Piccinelli ^{a,b, }, M. Presilla ^{a,b, },
A. Rossi ^{a,b, }, A. Santocchia ^{a,b, }, D. Spiga ^{a, }, T. Tedeschi ^{a,b, }

^a INFN Sezione di Perugia, Perugia, Italy

^b Università di Perugia, Perugia, Italy





















P. Azzurri ^{a, }, G. Bagliesi ^{a, }, R. Bhattacharya ^{a, }, L. Bianchini ^{a,b, }, T. Boccali ^{a, }, E. Bossini ^{a, },
D. Bruschini ^{a,c, }, R. Castaldi ^{a, }, M.A. Ciocci ^{a,b, }, M. Cipriani ^{a,b, }, V. D'Amante ^{a,d, }, R. Dell'Orso ^{a, },
S. Donato ^{a, }, A. Giassi ^{a, }, F. Ligabue ^{a,c, }, D. Matos Figueiredo ^{a, }, A. Messineo ^{a,b, }, M. Musich ^{a,b, },
F. Palla ^{a, }, S. Parolia ^{a, }, A. Rizzi ^{a,b, }, G. Rolandi ^{a,c, }, S. Roy Chowdhury ^{a, }, T. Sarkar ^{a, }, A. Scribano ^{a, },
P. Spagnolo ^{a, }, R. Tenchini ^{a,b, }, G. Tonelli ^{a,b, }, N. Turini ^{a,d, }, A. Venturi ^{a, }, P.G. Verdini ^{a, }

^a INFN Sezione di Pisa, Pisa, Italy

^b Università di Pisa, Pisa, Italy








































^c Scuola Normale Superiore di Pisa, Pisa, Italy

^d Università di Siena, Siena, Italy

P. Barria ^{a, }, M. Campana ^{a,b, }, F. Cavallari ^{a, }, L. Cunqueiro Mendez ^{a,b, }, D. Del Re ^{a,b, }, E. Di Marco ^{a, },
M. Diemoz ^{a, }, F. Errico ^{a,b, }, E. Longo ^{a,b, }, P. Meridiani ^{a, }, J. Mijuskovic ^{a,b, }, G. Organtini ^{a,b, },
F. Pandolfi ^{a, }, R. Paramatti ^{a,b, }, C. Quaranta ^{a,b, }, S. Rahatlou ^{a,b, }, C. Rovelli ^{a, }, F. Santanastasio ^{a,b, },
L. Soffi ^{a, }, R. Tramontano ^{a,b, }

^a INFN Sezione di Roma, Roma, Italy

^b Sapienza Università di Roma, Roma, Italy

N. Amapane ^{a,b, }, R. Arcidiacono ^{a,c, }, S. Argiro ^{a,b, }, M. Arneodo ^{a,c, }, N. Bartosik ^{a, }, R. Bellan ^{a,b, },
A. Bellora ^{a,b, }, C. Biino ^{a, }, N. Cartiglia ^{a, }, M. Costa ^{a,b, }, R. Covarelli ^{a,b, }, N. Demaria ^{a, }, L. Finco ^{a, },
M. Grippo ^{a,b, }, B. Kiani ^{a,b, }, F. Legger ^{a, }, F. Luongo ^{a,b, }, C. Mariotti ^{a, }, S. Maselli ^{a, }, A. Mecca ^{a,b, },
E. Migliore ^{a,b, }, M. Monteno ^{a, }, R. Mulargia ^{a, }, M.M. Obertino ^{a,b, }, G. Ortona ^{a, }, L. Pacher ^{a,b, },
N. Pastrone ^{a, }, M. Pelliccioni ^{a, }, M. Ruspa ^{a,c, }, F. Siviero ^{a,b, }, V. Sola ^{a,b, }, A. Solano ^{a,b, }, D. Soldi ^{a,b, },
A. Staiano ^{a, }, C. Tarricone ^{a,b, }, M. Tornago ^{a,b, }, D. Trocino ^{a, }, G. Umoret ^{a,b, }, E. Vlasov ^{a,b, }

^a INFN Sezione di Torino, Torino, Italy



^b Università di Torino, Torino, Italy

^c Università del Piemonte Orientale, Novara, Italy





S. Belforte ^{a, }, V. Candelise ^{a,b, }, M. Casarsa ^{a, }, F. Cossutti ^{a, }, K. De Leo ^{a,b, }, G. Della Ricca ^{a,b, }

^a INFN Sezione di Trieste, Trieste, Italy




^b Università di Trieste, Trieste, Italy

S. Dogra ^{}, J. Hong ^{}, C. Huh ^{}, B. Kim ^{}, D.H. Kim ^{}, J. Kim, H. Lee, S.W. Lee ^{}, C.S. Moon ^{}, Y.D. Oh ^{},
S.I. Pak ^{}, M.S. Ryu ^{}, S. Sekmen ^{}, Y.C. Yang ^{}






Kyungpook National University, Daegu, Korea

G. Bak ^{}, P. Gwak ^{}, H. Kim ^{}, D.H. Moon ^{}

Chonnam National University, Institute for Universe and Elementary Particles, Kwangju, Korea

E. Asilar ^{}, D. Kim ^{}, T.J. Kim ^{}, J.A. Merlin, J. Park ^{}


Hanyang University, Seoul, Korea

S. Choi ^{}, S. Han, B. Hong ^{}, K. Lee, K.S. Lee ^{}, S. Lee ^{}, J. Park, S.K. Park, J. Yoo ^{}

Korea University, Seoul, Korea

J. Goh ^{}

Kyung Hee University, Department of Physics, Seoul, Korea

H.S. Kim ^{}, Y. Kim, S. Lee

Sejong University, Seoul, Korea

J. Almond, J.H. Bhyun, J. Choi ^{ID}, S. Jeon ^{ID}, W. Jun ^{ID}, J. Kim ^{ID}, J.S. Kim, S. Ko ^{ID}, H. Kwon ^{ID}, H. Lee ^{ID}, J. Lee ^{ID}, J. Lee ^{ID}, S. Lee, B.H. Oh ^{ID}, S.B. Oh ^{ID}, H. Seo ^{ID}, U.K. Yang, I. Yoon ^{ID}

Seoul National University, Seoul, Korea

W. Jang ^{ID}, D.Y. Kang, Y. Kang ^{ID}, S. Kim ^{ID}, B. Ko, J.S.H. Lee ^{ID}, Y. Lee ^{ID}, I.C. Park ^{ID}, Y. Roh, I.J. Watson ^{ID}, S. Yang ^{ID}

University of Seoul, Seoul, Korea

S. Ha ^{ID}, H.D. Yoo ^{ID}

Yonsei University, Department of Physics, Seoul, Korea

M. Choi ^{ID}, M.R. Kim ^{ID}, H. Lee, Y. Lee ^{ID}, I. Yu ^{ID}

Sungkyunkwan University, Suwon, Korea

T. Beyrouthy, Y. Maghrbi ^{ID}

College of Engineering and Technology, American University of the Middle East (AUM), Dasman, Kuwait

K. Dreimanis ^{ID}, A. Gaile ^{ID}, G. Pikurs, A. Potrebko ^{ID}, M. Seidel ^{ID}, V. Veckalns ^{ID,55}

Riga Technical University, Riga, Latvia

N.R. Strautnieks ^{ID}

University of Latvia (LU), Riga, Latvia

M. Ambrozas ^{ID}, A. Juodagalvis ^{ID}, A. Rinkevicius ^{ID}, G. Tamulaitis ^{ID}

Vilnius University, Vilnius, Lithuania

N. Bin Norjoharuddeen ^{ID}, I. Yusuff ^{ID,56}, Z. Zolkapli

National Centre for Particle Physics, Universiti Malaya, Kuala Lumpur, Malaysia

J.F. Benitez ^{ID}, A. Castaneda Hernandez ^{ID}, H.A. Encinas Acosta, L.G. Gallegos Maríñez, M. León Coello ^{ID}, J.A. Murillo Quijada ^{ID}, A. Sehrawat ^{ID}, L. Valencia Palomo ^{ID}

Universidad de Sonora (UNISON), Hermosillo, Mexico

G. Ayala ^{ID}, H. Castilla-Valdez ^{ID}, E. De La Cruz-Burelo ^{ID}, I. Heredia-De La Cruz ^{ID,57}, R. Lopez-Fernandez ^{ID}, C.A. Mondragon Herrera, A. Sánchez Hernández ^{ID}

Centro de Investigacion y de Estudios Avanzados del IPN, Mexico City, Mexico

C. Oropeza Barrera ^{ID}, M. Ramírez García ^{ID}

Universidad Iberoamericana, Mexico City, Mexico

I. Bautista ^{ID}, I. Pedraza ^{ID}, H.A. Salazar Ibarguen ^{ID}, C. Uribe Estrada ^{ID}

Benemerita Universidad Autonoma de Puebla, Puebla, Mexico

I. Bujanja, N. Raicevic ^{ID}

University of Montenegro, Podgorica, Montenegro

P.H. Butler ^{ID}

University of Canterbury, Christchurch, New Zealand

A. Ahmad ^{ID}, M.I. Asghar, A. Awais ^{ID}, M.I.M. Awan, H.R. Hoorani ^{ID}, W.A. Khan ^{ID}

National Centre for Physics, Quaid-I-Azam University, Islamabad, Pakistan

V. Avati, L. Grzanka ^{ID}, M. Malawski ^{ID}

AGH University of Krakow, Faculty of Computer Science, Electronics and Telecommunications, Krakow, Poland

H. Bialkowska ^{ID}, M. Bluj ^{ID}, B. Boimska ^{ID}, M. Górski ^{ID}, M. Kazana ^{ID}, M. Szleper ^{ID}, P. Zalewski ^{ID}

National Centre for Nuclear Research, Swierk, Poland

K. Bunkowski ^{ID}, K. Doroba ^{ID}, A. Kalinowski ^{ID}, M. Konecki ^{ID}, J. Krolikowski ^{ID}, A. Muhammad ^{ID}

Institute of Experimental Physics, Faculty of Physics, University of Warsaw, Warsaw, Poland

K. Pozniak ^{ID}, W. Zabolotny ^{ID}

Warsaw University of Technology, Warsaw, Poland

M. Araujo ^{ID}, D. Bastos ^{ID}, C. Beirão Da Cruz E Silva ^{ID}, A. Boletti ^{ID}, M. Bozzo ^{ID}, P. Faccioli ^{ID}, M. Gallinaro ^{ID}, J. Hollar ^{ID}, N. Leonardo ^{ID}, T. Niknejad ^{ID}, A. Petrilli ^{ID}, M. Pisano ^{ID}, J. Seixas ^{ID}, J. Varela ^{ID}

Laboratório de Instrumentação e Física Experimental de Partículas, Lisboa, Portugal

P. Adzic ^{ID}, P. Milenovic ^{ID}

Faculty of Physics, University of Belgrade, Belgrade, Serbia

M. Dordevic ^{ID}, J. Milosevic ^{ID}, V. Rekovic

VINCA Institute of Nuclear Sciences, University of Belgrade, Belgrade, Serbia

M. Aguilar-Benitez, J. Alcaraz Maestre ^{ID}, M. Barrio Luna, Cristina F. Bedoya ^{ID}, M. Cepeda ^{ID}, M. Cerrada ^{ID}, N. Colino ^{ID}, B. De La Cruz ^{ID}, A. Delgado Peris ^{ID}, D. Fernández Del Val ^{ID}, J.P. Fernández Ramos ^{ID}, J. Flix ^{ID}, M.C. Fouz ^{ID}, O. Gonzalez Lopez ^{ID}, S. Goy Lopez ^{ID}, J.M. Hernandez ^{ID}, M.I. Josa ^{ID}, J. León Holgado ^{ID}, D. Moran ^{ID}, C.M. Morcillo Perez ^{ID}, Á. Navarro Tobar ^{ID}, C. Perez Dengra ^{ID}, A. Pérez-Calero Yzquierdo ^{ID}, J. Puerta Pelayo ^{ID}, I. Redondo ^{ID}, D.D. Redondo Ferrero ^{ID}, L. Romero, S. Sánchez Navas ^{ID}, L. Urda Gómez ^{ID}, J. Vazquez Escobar ^{ID}, C. Willmott

Centro de Investigaciones Energéticas Medioambientales y Tecnológicas (CIEMAT), Madrid, Spain

J.F. de Trocóniz ^{ID}

Universidad Autónoma de Madrid, Madrid, Spain

B. Alvarez Gonzalez ^{ID}, J. Cuevas ^{ID}, J. Fernandez Menendez ^{ID}, S. Folgueras ^{ID}, I. Gonzalez Caballero ^{ID}, J.R. González Fernández ^{ID}, E. Palencia Cortezon ^{ID}, C. Ramón Álvarez ^{ID}, V. Rodríguez Bouza ^{ID}, A. Soto Rodríguez ^{ID}, A. Trapote ^{ID}, C. Vico Villalba ^{ID}, P. Vischia ^{ID}

Universidad de Oviedo, Instituto Universitario de Ciencias y Tecnologías Espaciales de Asturias (ICTEA), Oviedo, Spain

S. Bhowmik ^{ID}, S. Blanco Fernández ^{ID}, J.A. Brochero Cifuentes ^{ID}, I.J. Cabrillo ^{ID}, A. Calderon ^{ID}, J. Duarte Campderros ^{ID}, M. Fernandez ^{ID}, C. Fernandez Madrazo ^{ID}, G. Gomez ^{ID}, C. Lasasa García ^{ID}, C. Martinez Rivero ^{ID}, P. Martinez Ruiz del Arbol ^{ID}, F. Matorras ^{ID}, P. Matorras Cuevas ^{ID}, E. Navarrete Ramos ^{ID}, J. Piedra Gomez ^{ID}, C. Prieels, L. Scodellaro ^{ID}, I. Vila ^{ID}, J.M. Vizan Garcia ^{ID}

Instituto de Física de Cantabria (IFCA), CSIC-Universidad de Cantabria, Santander, Spain

M.K. Jayananda ^{ID}, B. Kailasapathy ^{ID},⁵⁸ D.U.J. Sonnadara ^{ID}, D.D.C. Wickramarathna ^{ID}

University of Colombo, Colombo, Sri Lanka

W.G.D. Dharmaratna ^{ID},⁵⁹ K. Liyanage ^{ID}, N. Perera ^{ID}, N. Wickramage ^{ID}

University of Ruhuna, Department of Physics, Matara, Sri Lanka

D. Abbaneo ^{ID}, C. Amendola ^{ID}, E. Auffray ^{ID}, G. Auzinger ^{ID}, J. Baechler, D. Barney ^{ID}, A. Bermúdez Martínez ^{ID}, M. Bianco ^{ID}, B. Bilin ^{ID}, A.A. Bin Anuar ^{ID}, A. Bocci ^{ID}, E. Brondolin ^{ID}, C. Caillol ^{ID}, T. Camporesi ^{ID}, G. Cerminara ^{ID}, N. Chernyavskaya ^{ID}, D. d'Enterria ^{ID}, A. Dabrowski ^{ID}, A. David ^{ID}, A. De Roeck ^{ID}, M.M. Defranchis ^{ID}, M. Deile ^{ID}, M. Dobson ^{ID}, F. Fallavollita ⁶⁰, L. Forthomme ^{ID}, G. Franzoni ^{ID}, W. Funk ^{ID}, S. Giani, D. Gigi, K. Gill ^{ID}, F. Glege ^{ID}, L. Gouskos ^{ID}, M. Haranko ^{ID},

J. Hegeman^{id}, V. Innocente^{id}, T. James^{id}, P. Janot^{id}, J. Kieseler^{id}, S. Laurila^{id}, P. Lecoq^{id}, E. Leutgeb^{id}, C. Lourenço^{id}, B. Maier^{id}, L. Malgeri^{id}, M. Mannelli^{id}, A.C. Marini^{id}, F. Meijers^{id}, S. Mersi^{id}, E. Meschi^{id}, V. Milosevic^{id}, F. Moortgat^{id}, M. Mulders^{id}, S. Orfanelli, F. Pantaleo^{id}, M. Peruzzi^{id}, G. Petrucciani^{id}, A. Pfeiffer^{id}, M. Pierini^{id}, D. Piparo^{id}, H. Qu^{id}, D. Rabadý^{id}, G. Reales Gutiérrez, M. Rovere^{id}, H. Sakulin^{id}, S. Scarfi^{id}, M. Selvaggi^{id}, A. Sharma^{id}, K. Shchelina^{id}, P. Silva^{id}, P. Sphicas^{id,61}, A.G. Stahl Leiton^{id}, A. Steen^{id}, S. Summers^{id}, D. Treille^{id}, P. Tropea^{id}, A. Tsirou, D. Walter^{id}, J. Wanczyk^{id,62}, K.A. Wozniak^{id,63}, P. Zehetner^{id}, P. Zejdl^{id}, W.D. Zeuner

CERN, European Organization for Nuclear Research, Geneva, Switzerland

T. Bevilacqua^{id,64}, L. Caminada^{id,64}, A. Ebrahimi^{id}, W. Erdmann^{id}, R. Horisberger^{id}, Q. Ingram^{id}, H.C. Kaestli^{id}, D. Kotlinski^{id}, C. Lange^{id}, M. Missiroli^{id,64}, L. Noehte^{id,64}, T. Rohe^{id}

Paul Scherrer Institut, Villigen, Switzerland

T.K. Aarrestad^{id}, K. Androsov^{id,62}, M. Backhaus^{id}, A. Calandri^{id}, C. Cazzaniga^{id}, K. Datta^{id}, A. De Cosa^{id}, G. Dissertori^{id}, M. Dittmar, M. Donegà^{id}, F. Eble^{id}, M. Galli^{id}, K. Gedia^{id}, F. Glessgen^{id}, C. Grab^{id}, D. Hits^{id}, W. Lustermann^{id}, A.-M. Lyon^{id}, R.A. Manzoni^{id}, M. Marchegiani^{id}, L. Marchese^{id}, C. Martin Perez^{id}, A. Mascellani^{id,62}, F. Nessi-Tedaldi^{id}, F. Pauss^{id}, V. Perovic^{id}, S. Pigazzini^{id}, M.G. Ratti^{id}, M. Reichmann^{id}, C. Reissel^{id}, T. Reitenspiess^{id}, B. Ristic^{id}, F. Riti^{id}, D. Ruini, D.A. Sanz Becerra^{id}, R. Seidita^{id}, J. Steggemann^{id,62}, D. Valsecchi^{id}, R. Wallny^{id}

ETH Zurich – Institute for Particle Physics and Astrophysics (IPA), Zurich, Switzerland

C. AMSler^{id,65}, P. Bärtschi^{id}, C. Botta^{id}, D. Brzzechko, M.F. Canelli^{id}, K. Cormier^{id}, R. Del Burgo, J.K. Heikkilä^{id}, M. Huwiler^{id}, W. Jin^{id}, A. Jofrehei^{id}, B. Kilminster^{id}, S. Leontsinis^{id}, S.P. Liechti^{id}, A. Macchiolo^{id}, P. Meiring^{id}, V.M. Mikuni^{id}, U. Molinatti^{id}, I. Neutelings^{id}, A. Reimers^{id}, P. Robmann, S. Sanchez Cruz^{id}, K. Schweiger^{id}, M. Senger^{id}, Y. Takahashi^{id}

Universität Zürich, Zurich, Switzerland

C. Adloff⁶⁶, C.M. Kuo, W. Lin, P.K. Rout^{id}, P.C. Tiwari^{id,39}, S.S. Yu^{id}

National Central University, Chung-Li, Taiwan

L. Ceard, Y. Chao^{id}, K.F. Chen^{id}, P.s. Chen, Z.g. Chen, W.-S. Hou^{id}, T.h. Hsu, Y.w. Kao, R. Khurana, G. Kole^{id}, Y.y. Li^{id}, R.-S. Lu^{id}, E. Paganis^{id}, A. Psallidas, X.f. Su, J. Thomas-Wilsker^{id}, H.y. Wu, E. Yazgan^{id}

National Taiwan University (NTU), Taipei, Taiwan

C. Asawatangtrakuldee^{id}, N. Srimanobhas^{id}, V. Wachirapusanand^{id}

High Energy Physics Research Unit, Department of Physics, Faculty of Science, Chulalongkorn University, Bangkok, Thailand

D. Agyel^{id}, F. Boran^{id}, Z.S. Demiroglu^{id}, F. Dolek^{id}, I. Dumanoglu^{id,67}, E. Eskut^{id}, Y. Guler^{id,68}, E. Gurpinar Guler^{id,68}, C. Isik^{id}, O. Kara, A. Kayis Topaksu^{id}, U. Kiminsu^{id}, G. Onengut^{id}, K. Ozdemir^{id,69}, A. Polatoz^{id}, B. Tali^{id,70}, U.G. Tok^{id}, S. Turkcapar^{id}, E. Uslan^{id}, I.S. Zorbakir^{id}

Çukurova University, Physics Department, Science and Art Faculty, Adana, Turkey

K. Ocalan^{id,71}, M. Yalvac^{id,72}

Middle East Technical University, Physics Department, Ankara, Turkey

B. Akgun^{id}, I.O. Atakisi^{id}, E. Gülmez^{id}, M. Kaya^{id,73}, O. Kaya^{id,74}, S. Tekten^{id,75}

Bogazici University, Istanbul, Turkey

A. Cakir^{id}, K. Cankocak^{id,67}, Y. Komurcu^{id}, S. Sen^{id,76}

Istanbul Technical University, Istanbul, Turkey

O. Aydilek ^{id}, S. Cerci ^{id,70}, V. Epshteyn ^{id}, B. Hacisahinoglu ^{id}, I. Hos ^{id,77}, B. Isildak ^{id,78}, B. Kaynak ^{id},
S. Ozkorucuklu ^{id}, O. Potok ^{id}, H. Sert ^{id}, C. Simsek ^{id}, D. Sunar Cerci ^{id,70}, C. Zorbilmez ^{id}

Istanbul University, Istanbul, Turkey

A. Boyaryntsev ^{id}, B. Grynyov ^{id}

Institute for Scintillation Materials of National Academy of Science of Ukraine, Kharkiv, Ukraine

L. Levchuk ^{id}

National Science Centre, Kharkiv Institute of Physics and Technology, Kharkiv, Ukraine

D. Anthony ^{id}, J.J. Brooke ^{id}, A. Bundock ^{id}, F. Bury ^{id}, E. Clement ^{id}, D. Cussans ^{id}, H. Flacher ^{id},
M. Glowacki, J. Goldstein ^{id}, H.F. Heath ^{id}, L. Kreczko ^{id}, B. Krikler ^{id}, S. Paramesvaran ^{id},
S. Seif El Nasr-Storey, V.J. Smith ^{id}, N. Stylianou ^{id,79}, K. Walkingshaw Pass, R. White ^{id}

University of Bristol, Bristol, United Kingdom

A.H. Ball, K.W. Bell ^{id}, A. Belyaev ^{id,80}, C. Brew ^{id}, R.M. Brown ^{id}, D.J.A. Cockerill ^{id}, C. Cooke ^{id}, K.V. Ellis,
K. Harder ^{id}, S. Harper ^{id}, M.-L. Holmberg ^{id,81}, Sh. Jain ^{id}, J. Linacre ^{id}, K. Manolopoulos, D.M. Newbold ^{id},
E. Olaiya, D. Petyt ^{id}, T. Reis ^{id}, G. Salvi ^{id}, T. Schuh, C.H. Shepherd-Themistocleous ^{id}, I.R. Tomalin ^{id},
T. Williams ^{id}

Rutherford Appleton Laboratory, Didcot, United Kingdom

R. Bainbridge ^{id}, P. Bloch ^{id}, C.E. Brown ^{id}, O. Buchmuller, V. Cacchio, C.A. Carrillo Montoya ^{id},
G.S. Chahal ^{id,82}, D. Colling ^{id}, J.S. Dancu, P. Dauncey ^{id}, G. Davies ^{id}, J. Davies, M. Della Negra ^{id}, S. Fayer,
G. Fedi ^{id}, G. Hall ^{id}, M.H. Hassanshahi ^{id}, A. Howard, G. Iles ^{id}, M. Knight ^{id}, J. Langford ^{id}, L. Lyons ^{id},
A.-M. Magnan ^{id}, S. Malik, A. Martelli ^{id}, M. Mieskolainen ^{id}, J. Nash ^{id,83}, M. Pesaresi, B.C. Radburn-Smith ^{id},
A. Richards, A. Rose ^{id}, C. Seez ^{id}, R. Shukla ^{id}, A. Tapper ^{id}, K. Uchida ^{id}, G.P. Uttley ^{id}, L.H. Vage,
T. Virdee ^{id,28}, M. Vojinovic ^{id}, N. Wardle ^{id}, D. Winterbottom ^{id}

Imperial College, London, United Kingdom

K. Coldham, J.E. Cole ^{id}, A. Khan, P. Kyberd ^{id}, I.D. Reid ^{id}

Brunel University, Uxbridge, United Kingdom

S. Abdullin ^{id}, A. Brinkerhoff ^{id}, B. Caraway ^{id}, J. Dittmann ^{id}, K. Hatakeyama ^{id}, J. Hiltbrand ^{id},
A.R. Kanuganti ^{id}, B. McMaster ^{id}, M. Saunders ^{id}, S. Sawant ^{id}, C. Sutantawibul ^{id}, M. Toms ^{id,84}, J. Wilson ^{id}

Baylor University, Waco, TX, USA

R. Bartek ^{id}, A. Dominguez ^{id}, C. Huerta Escamilla, A.E. Simsek ^{id}, R. Uniyal ^{id}, A.M. Vargas Hernandez ^{id}

Catholic University of America, Washington, DC, USA

R. Chudasama ^{id}, S.I. Cooper ^{id}, S.V. Gleyzer ^{id}, C.U. Perez ^{id}, P. Rumerio ^{id,85}, E. Usai ^{id}, C. West ^{id}, R. Yi ^{id}

The University of Alabama, Tuscaloosa, AL, USA

A. Akpinar ^{id}, A. Albert ^{id}, D. Arcaro ^{id}, C. Cosby ^{id}, Z. Demiragli ^{id}, C. Erice ^{id}, E. Fontanesi ^{id}, D. Gastler ^{id},
J. Rohlf ^{id}, K. Salyer ^{id}, D. Sperka ^{id}, D. Spitzbart ^{id}, I. Suarez ^{id}, A. Tsatsos ^{id}, S. Yuan ^{id}

Boston University, Boston, MA, USA

G. Benelli ^{id}, X. Coubez ²³, D. Cutts ^{id}, M. Hadley ^{id}, U. Heintz ^{id}, J.M. Hogan ^{id,86}, T. Kwon ^{id}, G. Landsberg ^{id},
K.T. Lau ^{id}, D. Li ^{id}, J. Luo ^{id}, S. Mondal ^{id}, M. Narain ^{id,†}, N. Pervan ^{id}, S. Sagir ^{id,87}, F. Simpson ^{id},
M. Stamenkovic ^{id}, W.Y. Wong, X. Yan ^{id}, W. Zhang

Brown University, Providence, RI, USA

S. Abbott^{id}, J. Bonilla^{id}, C. Brainerd^{id}, R. Breedon^{id}, M. Calderon De La Barca Sanchez^{id}, M. Chertok^{id}, M. Citron^{id}, J. Conway^{id}, P.T. Cox^{id}, R. Erbacher^{id}, G. Haza^{id}, F. Jensen^{id}, O. Kukral^{id}, G. Mocellin^{id}, M. Mulhearn^{id}, D. Pellett^{id}, B. Regnery^{id}, W. Wei^{id}, Y. Yao^{id}, F. Zhang^{id}

University of California, Davis, Davis, CA, USA

M. Bachtis^{id}, R. Cousins^{id}, A. Datta^{id}, J. Hauser^{id}, M. Ignatenko^{id}, M.A. Iqbal^{id}, T. Lam^{id}, E. Manca^{id}, W.A. Nash^{id}, D. Saltzberg^{id}, B. Stone^{id}, V. Valuev^{id}

University of California, Los Angeles, CA, USA

R. Clare^{id}, M. Gordon, G. Hanson^{id}, W. Si^{id}, S. Wimpenny^{id,†}

University of California, Riverside, Riverside, CA, USA

J.G. Branson^{id}, S. Cittolin^{id}, S. Cooperstein^{id}, D. Diaz^{id}, J. Duarte^{id}, R. Gerosa^{id}, L. Giannini^{id}, J. Guiang^{id}, R. Kansal^{id}, V. Krutelyov^{id}, R. Lee^{id}, J. Letts^{id}, M. Masciovecchio^{id}, F. Mokhtar^{id}, M. Pieri^{id}, M. Quinnan^{id}, B.V. Sathia Narayanan^{id}, V. Sharma^{id}, M. Tadel^{id}, E. Vourliotis^{id}, F. Würthwein^{id}, Y. Xiang^{id}, A. Yagil^{id}

University of California, San Diego, La Jolla, CA, USA

A. Barzdukas^{id}, L. Brennan^{id}, C. Campagnari^{id}, G. Collura^{id}, A. Dorsett^{id}, J. Incandela^{id}, M. Kilpatrick^{id}, J. Kim^{id}, A.J. Li^{id}, P. Masterson^{id}, H. Mei^{id}, M. Oshiro^{id}, J. Richman^{id}, U. Sarica^{id}, R. Schmitz^{id}, F. Setti^{id}, J. Sheplock^{id}, D. Stuart^{id}, S. Wang^{id}

University of California, Santa Barbara – Department of Physics, Santa Barbara, CA, USA

A. Bornheim^{id}, O. Cerri, A. Latorre, J.M. Lawhorn^{id}, J. Mao^{id}, H.B. Newman^{id}, T.Q. Nguyen^{id}, M. Spiropulu^{id}, J.R. Vlimant^{id}, C. Wang^{id}, S. Xie^{id}, R.Y. Zhu^{id}

California Institute of Technology, Pasadena, CA, USA

J. Alison^{id}, S. An^{id}, M.B. Andrews^{id}, P. Bryant^{id}, V. Dutta^{id}, T. Ferguson^{id}, A. Harilal^{id}, C. Liu^{id}, T. Mudholkar^{id}, S. Murthy^{id}, M. Paulini^{id}, A. Roberts^{id}, A. Sanchez^{id}, W. Terrill^{id}

Carnegie Mellon University, Pittsburgh, PA, USA

J.P. Cumalat^{id}, W.T. Ford^{id}, A. Hassani^{id}, G. Karathanasis^{id}, E. MacDonald, N. Manganelli^{id}, F. Marini^{id}, A. Perloff^{id}, C. Savard^{id}, N. Schonbeck^{id}, K. Stenson^{id}, K.A. Ulmer^{id}, S.R. Wagner^{id}, N. Zipper^{id}

University of Colorado Boulder, Boulder, CO, USA

J. Alexander^{id}, S. Bright-Thonney^{id}, X. Chen^{id}, D.J. Cranshaw^{id}, J. Fan^{id}, X. Fan^{id}, D. Gadkari^{id}, S. Hogan^{id}, J. Monroy^{id}, J.R. Patterson^{id}, J. Reichert^{id}, M. Reid^{id}, A. Ryd^{id}, J. Thom^{id}, P. Wittich^{id}, R. Zou^{id}

Cornell University, Ithaca, NY, USA

M. Albrow^{id}, M. Alyari^{id}, O. Amram^{id}, G. Apollinari^{id}, A. Apresyan^{id}, L.A.T. Bauerdick^{id}, D. Berry^{id}, J. Berryhill^{id}, P.C. Bhat^{id}, K. Burkett^{id}, J.N. Butler^{id}, A. Canepa^{id}, G.B. Cerati^{id}, H.W.K. Cheung^{id}, F. Chlebana^{id}, G. Cummings^{id}, J. Dickinson^{id}, I. Dutta^{id}, V.D. Elvira^{id}, Y. Feng^{id}, J. Freeman^{id}, A. Gandrakota^{id}, Z. Gece^{id}, L. Gray^{id}, D. Green, S. Grünendahl^{id}, D. Guerrero^{id}, O. Gutsche^{id}, R.M. Harris^{id}, R. Heller^{id}, T.C. Herwig^{id}, J. Hirschauer^{id}, L. Horyn^{id}, B. Jayatilaka^{id}, S. Jindariani^{id}, M. Johnson^{id}, U. Joshi^{id}, T. Klijnsma^{id}, B. Klima^{id}, K.H.M. Kwok^{id}, S. Lammel^{id}, D. Lincoln^{id}, R. Lipton^{id}, T. Liu^{id}, C. Madrid^{id}, K. Maeshima^{id}, C. Mantilla^{id}, D. Mason^{id}, P. McBride^{id}, P. Merkel^{id}, S. Mrenna^{id}, S. Nahn^{id}, J. Ngadiuba^{id}, D. Noonan^{id}, V. Papadimitriou^{id}, N. Pastika^{id}, K. Pedro^{id}, C. Pena^{id,88}

F. Ravera^{id}, A. Reinsvold Hall^{id,89}, L. Ristori^{id}, E. Sexton-Kennedy^{id}, N. Smith^{id}, A. Soha^{id}, L. Spiegel^{id}, S. Stoynev^{id}, J. Strait^{id}, L. Taylor^{id}, S. Tkaczyk^{id}, N.V. Tran^{id}, L. Uplegger^{id}, E.W. Vaandering^{id}, I. Zoi^{id}

Fermi National Accelerator Laboratory, Batavia, IL, USA

C. Aruta^{id}, P. Avery^{id}, D. Bourilkov^{id}, L. Cadamuro^{id}, P. Chang^{id}, V. Cherepanov^{id}, R.D. Field, E. Koenig^{id}, M. Kolosova^{id}, J. Konigsberg^{id}, A. Korytov^{id}, K.H. Lo, K. Matchev^{id}, N. Menendez^{id}, G. Mitselmakher^{id}, A. Muthirakalayil Madhu^{id}, N. Rawal^{id}, D. Rosenzweig^{id}, S. Rosenzweig^{id}, K. Shi^{id}, J. Wang^{id}

University of Florida, Gainesville, FL, USA

T. Adams^{id}, A. Al Kadhim^{id}, A. Askew^{id}, N. Bower^{id}, R. Habibullah^{id}, V. Hagopian^{id}, R. Hashmi^{id}, R.S. Kim^{id}, S. Kim^{id}, T. Kolberg^{id}, G. Martinez, H. Prosper^{id}, P.R. Prova, O. Viazlo^{id}, M. Wulansatiti^{id}, R. Yohay^{id}, J. Zhang

Florida State University, Tallahassee, FL, USA

B. Alsufyani, M.M. Baarmand^{id}, S. Butalla^{id}, T. Elkafrawy^{id,53}, M. Hohlmann^{id}, R. Kumar Verma^{id}, M. Rahmani

Florida Institute of Technology, Melbourne, FL, USA

M.R. Adams^{id}, C. Bennett, R. Cavanaugh^{id}, S. Dittmer^{id}, R. Escobar Franco^{id}, O. Evdokimov^{id}, C.E. Gerber^{id}, D.J. Hofman^{id}, J.h. Lee^{id}, D.S. Lemos^{id}, A.H. Merrit^{id}, C. Mills^{id}, S. Nanda^{id}, G. Oh^{id}, B. Ozek^{id}, D. Pilipovic^{id}, T. Roy^{id}, S. Rudrabhatla^{id}, M.B. Tonjes^{id}, N. Varelas^{id}, X. Wang^{id}, Z. Ye^{id}, J. Yoo^{id}

University of Illinois Chicago, Chicago, USA, Chicago, USA

M. Alhousseini^{id}, D. Blend, K. Dilsiz^{id,90}, L. Emediato^{id}, G. Karaman^{id}, O.K. Köseyan^{id}, J.-P. Merlo, A. Mestvirishvili^{id,91}, J. Nachtman^{id}, O. Neogi, H. Ogul^{id,92}, Y. Onel^{id}, A. Penzo^{id}, C. Snyder, E. Tiras^{id,93}

The University of Iowa, Iowa City, IA, USA

B. Blumenfeld^{id}, L. Corcodilos^{id}, J. Davis^{id}, A.V. Gritsan^{id}, L. Kang^{id}, S. Kyriacou^{id}, P. Maksimovic^{id}, M. Roguljic^{id}, J. Roskes^{id}, S. Sekhar^{id}, M. Swartz^{id}, T.Á. Vámi^{id}

Johns Hopkins University, Baltimore, MD, USA

A. Abreu^{id}, L.F. Alcerro Alcerro^{id}, J. Anguiano^{id}, P. Baringer^{id}, A. Bean^{id}, Z. Flowers^{id}, D. Grove^{id}, J. King^{id}, G. Krintiras^{id}, M. Lazarovits^{id}, C. Le Mahieu^{id}, C. Lindsey, J. Marquez^{id}, N. Minafra^{id}, M. Murray^{id}, M. Nickel^{id}, M. Pitt^{id}, S. Popescu^{id,94}, C. Rogan^{id}, C. Royon^{id}, R. Salvatico^{id}, S. Sanders^{id}, C. Smith^{id}, Q. Wang^{id}, G. Wilson^{id}

The University of Kansas, Lawrence, KS, USA

B. Allmond^{id}, A. Ivanov^{id}, K. Kaadze^{id}, A. Kalogeropoulos^{id}, D. Kim, Y. Maravin^{id}, K. Nam, J. Natoli^{id}, D. Roy^{id}, G. Sorrentino^{id}

Kansas State University, Manhattan, KS, USA

F. Rebassoo^{id}, D. Wright^{id}

Lawrence Livermore National Laboratory, Livermore, CA, USA

E. Adams^{id}, A. Baden^{id}, O. Baron, A. Belloni^{id}, A. Bethani^{id}, Y.M. Chen^{id}, S.C. Eno^{id}, N.J. Hadley^{id}, S. Jabeen^{id}, R.G. Kellogg^{id}, T. Koeth^{id}, Y. Lai^{id}, S. Lascio^{id}, A.C. Mignerey^{id}, S. Nabili^{id}, C. Palmer^{id}, C. Papageorgakis^{id}, M.M. Paranjpe, L. Wang^{id}, K. Wong^{id}

University of Maryland, College Park, MD, USA

J. Bendavid^{id}, W. Busza^{id}, I.A. Cali^{id}, Y. Chen^{id}, M. D'Alfonso^{id}, J. Eysermans^{id}, C. Freer^{id},
 G. Gomez-Ceballos^{id}, M. Goncharov, P. Harris, D. Hoang, D. Kovalskyi^{id}, J. Krupa^{id}, L. Lavezzo^{id},
 Y.-J. Lee^{id}, K. Long^{id}, C. Mironov^{id}, C. Paus^{id}, D. Rankin^{id}, C. Roland^{id}, G. Roland^{id}, S. Rothman^{id},
 Z. Shi^{id}, G.S.F. Stephens^{id}, J. Wang, Z. Wang^{id}, B. Wyslouch^{id}, T.J. Yang^{id}

Massachusetts Institute of Technology, Cambridge, MA, USA

B. Crossman^{id}, B.M. Joshi^{id}, C. Kapsiak^{id}, M. Krohn^{id}, D. Mahon^{id}, J. Mans^{id}, B. Marzocchi^{id},
 S. Pandey^{id}, M. Revering^{id}, R. Rusack^{id}, R. Saradhy^{id}, N. Schroeder^{id}, N. Strobbe^{id}, M.A. Wadud^{id}

University of Minnesota, Minneapolis, MN, USA

L.M. Cremaldi^{id}

University of Mississippi, Oxford, MS, USA

K. Bloom^{id}, M. Bryson, D.R. Claes^{id}, C. Fangmeier^{id}, F. Golf^{id}, J. Hossain^{id}, C. Joo^{id}, I. Kravchenko^{id},
 I. Reed^{id}, J.E. Siado^{id}, G.R. Snow[†], W. Tabb^{id}, A. Vagnerini^{id}, A. Wightman^{id}, F. Yan^{id}, D. Yu^{id},
 A.G. Zecchinelli^{id}

University of Nebraska-Lincoln, Lincoln, NE, USA

G. Agarwal^{id}, H. Bandyopadhyay^{id}, L. Hay^{id}, I. Iashvili^{id}, A. Kharchilava^{id}, C. McLean^{id}, M. Morris^{id},
 D. Nguyen^{id}, J. Pekkanen^{id}, S. Rappoccio^{id}, H. Rejeb Sfar, A. Williams^{id}

State University of New York at Buffalo, Buffalo, NY, USA

G. Alverson^{id}, E. Barberis^{id}, Y. Haddad^{id}, Y. Han^{id}, A. Krishna^{id}, J. Li^{id}, M. Lu^{id}, G. Madigan^{id},
 D.M. Morse^{id}, V. Nguyen^{id}, T. Orimoto^{id}, A. Parker^{id}, L. Skinnari^{id}, A. Tishelman-Charny^{id}, B. Wang^{id},
 D. Wood^{id}

Northeastern University, Boston, MA, USA

S. Bhattacharya^{id}, J. Bueghly, Z. Chen^{id}, K.A. Hahn^{id}, Y. Liu^{id}, Y. Miao^{id}, D.G. Monk^{id}, M.H. Schmitt^{id},
 A. Taliercio^{id}, M. Velasco

Northwestern University, Evanston, IL, USA

R. Band^{id}, R. Bucci, S. Castells^{id}, M. Cremonesi, A. Das^{id}, R. Goldouzian^{id}, M. Hildreth^{id}, K.W. Ho^{id},
 K. Hurtado Anampa^{id}, C. Jessop^{id}, K. Lannon^{id}, J. Lawrence^{id}, N. Loukas^{id}, L. Lutton^{id}, J. Mariano,
 N. Marinelli, I. Mcalister, T. McCauley^{id}, C. Mcgrady^{id}, K. Mohrman^{id}, C. Moore^{id}, Y. Musienko^{id,12},
 H. Nelson^{id}, M. Osherson^{id}, R. Ruchti^{id}, A. Townsend^{id}, M. Wayne^{id}, H. Yockey, M. Zarucki^{id}, L. Zygala^{id}

University of Notre Dame, Notre Dame, IN, USA

A. Basnet^{id}, B. Bylsma, M. Carrigan^{id}, L.S. Durkin^{id}, C. Hill^{id}, M. Joyce^{id}, A. Lesauvage^{id},
 M. Nunez Ornelas^{id}, K. Wei, B.L. Winer^{id}, B.R. Yates^{id}

The Ohio State University, Columbus, OH, USA

F.M. Addesa^{id}, H. Bouchamaoui^{id}, P. Das^{id}, G. Dezoort^{id}, P. Elmer^{id}, A. Frankenthal^{id}, B. Greenberg^{id},
 N. Haubrich^{id}, S. Higginbotham^{id}, G. Kopp^{id}, S. Kwan^{id}, D. Lange^{id}, A. Loeliger^{id}, D. Marlow^{id},
 I. Ojalvo^{id}, J. Olsen^{id}, D. Stickland^{id}, C. Tully^{id}

Princeton University, Princeton, NJ, USA

S. Malik^{id}

University of Puerto Rico, Mayaguez, PR, USA

A.S. Bakshi^{ID}, V.E. Barnes^{ID}, S. Chandra^{ID}, R. Chawla^{ID}, S. Das^{ID}, A. Gu^{ID}, L. Gutay, M. Jones^{ID},
 A.W. Jung^{ID}, D. Kondratyev^{ID}, A.M. Koshy, M. Liu^{ID}, G. Negro^{ID}, N. Neumeister^{ID}, G. Paspalaki^{ID},
 S. Piperov^{ID}, A. Purohit^{ID}, J.F. Schulte^{ID}, M. Stojanovic^{ID}, J. Thieman^{ID}, A.K. Viridi^{ID}, F. Wang^{ID}, W. Xie^{ID}

Purdue University, West Lafayette, IN, USA

J. Dolen^{ID}, N. Parashar^{ID}, A. Pathak^{ID}

Purdue University Northwest, Hammond, IN, USA

D. Acosta^{ID}, A. Baty^{ID}, T. Carnahan^{ID}, S. Dildick^{ID}, K.M. Ecklund^{ID}, P.J. Fernández Manteca^{ID}, S. Freed,
 P. Gardner, F.J.M. Geurts^{ID}, A. Kumar^{ID}, W. Li^{ID}, O. Miguel Colin^{ID}, B.P. Padley^{ID}, R. Redjimi, J. Rotter^{ID},
 E. Yigitbasi^{ID}, Y. Zhang^{ID}

Rice University, Houston, TX, USA

A. Bodek^{ID}, P. de Barbaro^{ID}, R. Demina^{ID}, J.L. Dulemba^{ID}, C. Fallon, A. Garcia-Bellido^{ID}, O. Hindrichs^{ID},
 A. Khukhunaishvili^{ID}, P. Parygin^{ID},⁸⁴ E. Popova^{ID},⁸⁴ R. Taus^{ID}, G.P. Van Onsem^{ID}

University of Rochester, Rochester, NY, USA

K. Goulios^{ID}

The Rockefeller University, New York, NY, USA

B. Chiarito, J.P. Chou^{ID}, Y. Gershtein^{ID}, E. Halkiadakis^{ID}, A. Hart^{ID}, M. Heindl^{ID}, D. Jaroslowski^{ID},
 O. Karacheban^{ID},²⁶ I. Laflotte^{ID}, A. Lath^{ID}, R. Montalvo, K. Nash, H. Routray^{ID}, S. Salur^{ID}, S. Schnetzer,
 S. Somalwar^{ID}, R. Stone^{ID}, S.A. Thayil^{ID}, S. Thomas, J. Vora^{ID}, H. Wang^{ID}

Rutgers, The State University of New Jersey, Piscataway, NJ, USA

H. Acharya, D. Ally^{ID}, A.G. Delannoy^{ID}, S. Fiorendi^{ID}, T. Holmes^{ID}, N. Karunaratna^{ID}, L. Lee^{ID},
 E. Nibigira^{ID}, S. Spanier^{ID}

University of Tennessee, Knoxville, TN, USA

D. Aebi^{ID}, M. Ahmad^{ID}, O. Bouhali^{ID},⁹⁵ M. Dalchenko^{ID}, R. Eusebi^{ID}, J. Gilmore^{ID}, T. Huang^{ID},
 T. Kamon^{ID},⁹⁶ H. Kim^{ID}, S. Luo^{ID}, S. Malhotra, R. Mueller^{ID}, D. Overton^{ID}, D. Rathjens^{ID}, A. Safonov^{ID}

Texas A&M University, College Station, TX, USA

N. Akchurin^{ID}, J. Damgov^{ID}, V. Hegde^{ID}, A. Hussain^{ID}, Y. Kazhykarim, K. Lamichhane^{ID}, S.W. Lee^{ID},
 A. Mankel^{ID}, T. Mengke, S. Muthumuni^{ID}, T. Peltola^{ID}, I. Volobouev^{ID}, A. Whitbeck^{ID}

Texas Tech University, Lubbock, TX, USA

E. Appelt^{ID}, S. Greene, A. Gurrola^{ID}, W. Johns^{ID}, R. Kunnawalkam Elayavalli^{ID}, A. Melo^{ID}, F. Romeo^{ID},
 P. Sheldon^{ID}, S. Tuo^{ID}, J. Velkovska^{ID}, J. Viinikainen^{ID}

Vanderbilt University, Nashville, TN, USA

B. Cardwell^{ID}, B. Cox^{ID}, J. Hakala^{ID}, R. Hirosky^{ID}, A. Ledovskoy^{ID}, A. Li^{ID}, C. Neu^{ID}, C.E. Perez Lara^{ID}

University of Virginia, Charlottesville, VA, USA

P.E. Karchin^{ID}

Wayne State University, Detroit, MI, USA

A. Aravind, S. Banerjee^{ID}, K. Black^{ID}, T. Bose^{ID}, S. Dasu^{ID}, I. De Bruyn^{ID}, P. Everaerts^{ID}, C. Galloni,
 H. He^{ID}, M. Herndon^{ID}, A. Herve^{ID}, C.K. Koraka^{ID}, A. Lanaro, R. Loveless^{ID}, J. Madhusudanan Sreekala^{ID},
 A. Mallampalli^{ID}, A. Mohammadi^{ID}, S. Mondal, G. Parida^{ID}, D. Pinna, A. Savin, V. Shang^{ID}, V. Sharma^{ID},
 W.H. Smith^{ID}, D. Teague, H.F. Tsoi^{ID}, W. Vetens^{ID}, A. Warden^{ID}

University of Wisconsin – Madison, Madison, WI, USA

S. Afanasiev^{1b}, V. Andreev^{1b}, Yu. Andreev^{1b}, T. Aushev^{1b}, M. Azarkin^{1b}, A. Babaev^{1b}, A. Belyaev^{1b}, V. Blinov⁹⁷, E. Boos^{1b}, V. Borshch^{1b}, D. Budkouski^{1b}, V. Bunichev^{1b}, V. Chekhovsky, R. Chistov^{1b,97}, M. Danilov^{1b,97}, A. Dermenev^{1b}, T. Dimova^{1b,97}, D. Druzhhin^{1b,98}, M. Dubinin^{1b,88}, L. Dudko^{1b}, G. Gavrilov^{1b}, V. Gavrilov^{1b}, S. Gninenko^{1b}, V. Golovtsov^{1b}, N. Golubev^{1b}, I. Golutvin^{1b}, I. Gorbunov^{1b}, A. Gribushin^{1b}, Y. Ivanov^{1b}, V. Kachanov^{1b}, L. Kardapoltsev^{1b,97}, V. Karjavine^{1b}, A. Karneyeu^{1b}, V. Kim^{1b,97}, M. Kirakosyan, D. Kirpichnikov^{1b}, M. Kirsanov^{1b}, V. Klyukhin^{1b}, O. Kodolova^{1b,99}, D. Konstantinov^{1b}, V. Korenkov^{1b}, A. Kozyrev^{1b,97}, N. Krasnikov^{1b}, A. Lanev^{1b}, P. Levchenko^{1b,100}, N. Lychkovskaya^{1b}, V. Makarenko^{1b}, A. Malakhov^{1b}, V. Matveev^{1b,97}, V. Murzin^{1b}, A. Nikitenko^{1b,101,99}, S. Obraztsov^{1b}, V. Oreshkin^{1b}, A. Oskin, V. Palichik^{1b}, V. Perelygin^{1b}, M. Perfilov, S. Petrushanko^{1b}, S. Polikarpov^{1b,97}, V. Popov, O. Radchenko^{1b,97}, M. Savina^{1b}, V. Savrin^{1b}, V. Shalaev^{1b}, S. Shmatov^{1b}, S. Shulha^{1b}, Y. Skovpen^{1b,97}, S. Slabospitskii^{1b}, V. Smirnov^{1b}, A. Snigirev^{1b}, D. Sosnov^{1b}, V. Sulimov^{1b}, E. Tcherniaev^{1b}, A. Terkulov^{1b}, O. Teryaev^{1b}, I. Tlisova^{1b}, A. Toropin^{1b}, L. Uvarov^{1b}, A. Uzunian^{1b}, A. Vorobyev[†], N. Voytishin^{1b}, B.S. Yuldashev¹⁰², A. Zarubin^{1b}, I. Zhizhin^{1b}, A. Zhokin^{1b}

Authors affiliated with an institute or an international laboratory covered by a cooperation agreement with CERN

[†] Deceased.

¹ Also at Yerevan State University, Yerevan, Armenia.

² Also at TU Wien, Vienna, Austria.

³ Also at Institute of Basic and Applied Sciences, Faculty of Engineering, Arab Academy for Science, Technology and Maritime Transport, Alexandria, Egypt.

⁴ Also at Ghent University, Ghent, Belgium.

⁵ Also at Universidade Estadual de Campinas, Campinas, Brazil.

⁶ Also at Federal University of Rio Grande do Sul, Porto Alegre, Brazil.

⁷ Also at UFMS, Nova Andradina, Brazil.

⁸ Also at Nanjing Normal University, Nanjing, China.

⁹ Now at The University of Iowa, Iowa City, Iowa, USA.

¹⁰ Also at University of Chinese Academy of Sciences, Beijing, China.

¹¹ Also at University of Chinese Academy of Sciences, Beijing, China.

¹² Also at an institute or an international laboratory covered by a cooperation agreement with CERN.

¹³ Also at Cairo University, Cairo, Egypt.

¹⁴ Also at Suez University, Suez, Egypt.

¹⁵ Now at British University in Egypt, Cairo, Egypt.

¹⁶ Also at Birla Institute of Technology, Mesra, Mesra, India.

¹⁷ Also at Purdue University, West Lafayette, Indiana, USA.

¹⁸ Also at Université de Haute Alsace, Mulhouse, France.

¹⁹ Also at Department of Physics, Tsinghua University, Beijing, China.

²⁰ Also at The University of the State of Amazonas, Manaus, Brazil.

²¹ Also at Erzincan Binali Yildirim University, Erzincan, Turkey.

²² Also at University of Hamburg, Hamburg, Germany.

²³ Also at RWTH Aachen University, III. Physikalisches Institut A, Aachen, Germany.

²⁴ Also at Isfahan University of Technology, Isfahan, Iran.

²⁵ Also at Bergische University Wuppertal (BUW), Wuppertal, Germany.

²⁶ Also at Brandenburg University of Technology, Cottbus, Germany.

²⁷ Also at Forschungszentrum Jülich, Juelich, Germany.

²⁸ Also at CERN, European Organization for Nuclear Research, Geneva, Switzerland.

²⁹ Also at Institute of Physics, University of Debrecen, Debrecen, Hungary.

³⁰ Also at Institute of Nuclear Research ATOMKI, Debrecen, Hungary.

³¹ Now at Universitatea Babeş-Bolyai – Facultatea de Fizică, Cluj-Napoca, Romania.

³² Also at Physics Department, Faculty of Science, Assiut University, Assiut, Egypt.

³³ Also at HUN-REN Wigner Research Centre for Physics, Budapest, Hungary.

³⁴ Also at Faculty of Informatics, University of Debrecen, Debrecen, Hungary.

³⁵ Also at Punjab Agricultural University, Ludhiana, India.

³⁶ Also at UPES – University of Petroleum and Energy Studies, Dehradun, India.

³⁷ Also at University of Visva-Bharati, Santiniketan, India.

³⁸ Also at University of Hyderabad, Hyderabad, India.

³⁹ Also at Indian Institute of Science (IISc), Bangalore, India.

⁴⁰ Also at IIT Bhubaneswar, Bhubaneswar, India.

⁴¹ Also at Institute of Physics, Bhubaneswar, India.

⁴² Also at Deutsches Elektronen-Synchrotron, Hamburg, Germany.

⁴³ Also at Department of Physics, Isfahan University of Technology, Isfahan, Iran.

⁴⁴ Also at Sharif University of Technology, Tehran, Iran.

⁴⁵ Also at Department of Physics, University of Science and Technology of Mazandaran, Behshahr, Iran.

⁴⁶ Also at Helwan University, Cairo, Egypt.

⁴⁷ Also at Italian National Agency for New Technologies, Energy and Sustainable Economic Development, Bologna, Italy.

⁴⁸ Also at Centro Siciliano di Fisica Nucleare e di Struttura Della Materia, Catania, Italy.

⁴⁹ Also at Università degli Studi Guglielmo Marconi, Roma, Italy.

⁵⁰ Also at Scuola Superiore Meridionale, Università di Napoli 'Federico II', Napoli, Italy.

⁵¹ Also at Fermi National Accelerator Laboratory, Batavia, Illinois, USA.

- ⁵² Also at Università di Napoli ‘Federico II’, Napoli, Italy.
- ⁵³ Also at Ain Shams University, Cairo, Egypt.
- ⁵⁴ Also at Consiglio Nazionale delle Ricerche – Istituto Officina dei Materiali, Perugia, Italy.
- ⁵⁵ Also at Riga Technical University, Riga, Latvia.
- ⁵⁶ Also at Department of Applied Physics, Faculty of Science and Technology, Universiti Kebangsaan Malaysia, Bangi, Malaysia.
- ⁵⁷ Also at Consejo Nacional de Ciencia y Tecnología, Mexico City, Mexico.
- ⁵⁸ Also at Trincomalee Campus, Eastern University, Sri Lanka, Nilaveli, Sri Lanka.
- ⁵⁹ Also at Saegis Campus, Nugegoda, Sri Lanka.
- ⁶⁰ Also at INFN Sezione di Pavia, Università di Pavia, Pavia, Italy.
- ⁶¹ Also at National and Kapodistrian University of Athens, Athens, Greece.
- ⁶² Also at Ecole Polytechnique Fédérale Lausanne, Lausanne, Switzerland.
- ⁶³ Also at University of Vienna Faculty of Computer Science, Vienna, Austria.
- ⁶⁴ Also at Universität Zürich, Zurich, Switzerland.
- ⁶⁵ Also at Stefan Meyer Institute for Subatomic Physics, Vienna, Austria.
- ⁶⁶ Also at Laboratoire d’Annecy-le-Vieux de Physique des Particules, IN2P3-CNRS, Annecy-le-Vieux, France.
- ⁶⁷ Also at Near East University, Research Center of Experimental Health Science, Mersin, Turkey.
- ⁶⁸ Also at Konya Technical University, Konya, Turkey.
- ⁶⁹ Also at Izmir Bakircay University, Izmir, Turkey.
- ⁷⁰ Also at Adiyaman University, Adiyaman, Turkey.
- ⁷¹ Also at Necmettin Erbakan University, Konya, Turkey.
- ⁷² Also at Bozok Universitetesi Rektörlüğü, Yozgat, Turkey.
- ⁷³ Also at Marmara University, Istanbul, Turkey.
- ⁷⁴ Also at Milli Savunma University, Istanbul, Turkey.
- ⁷⁵ Also at Kafkas University, Kars, Turkey.
- ⁷⁶ Also at Hacettepe University, Ankara, Turkey.
- ⁷⁷ Also at Istanbul University – Cerrahpasa, Faculty of Engineering, Istanbul, Turkey.
- ⁷⁸ Also at Yildiz Technical University, Istanbul, Turkey.
- ⁷⁹ Also at Vrije Universiteit Brussel, Brussel, Belgium.
- ⁸⁰ Also at School of Physics and Astronomy, University of Southampton, Southampton, United Kingdom.
- ⁸¹ Also at University of Bristol, Bristol, United Kingdom.
- ⁸² Also at IPPP Durham University, Durham, United Kingdom.
- ⁸³ Also at Monash University, Faculty of Science, Clayton, Australia.
- ⁸⁴ Now at an institute or an international laboratory covered by a cooperation agreement with CERN.
- ⁸⁵ Also at Università di Torino, Torino, Italy.
- ⁸⁶ Also at Bethel University, St. Paul, Minnesota, USA.
- ⁸⁷ Also at Karamanoğlu Mehmetbey University, Karaman, Turkey.
- ⁸⁸ Also at California Institute of Technology, Pasadena, California, USA.
- ⁸⁹ Also at United States Naval Academy, Annapolis, Maryland, USA.
- ⁹⁰ Also at Bingol University, Bingol, Turkey.
- ⁹¹ Also at Georgian Technical University, Tbilisi, Georgia.
- ⁹² Also at Sinop University, Sinop, Turkey.
- ⁹³ Also at Erciyes University, Kayseri, Turkey.
- ⁹⁴ Also at Horia Hulubei National Institute of Physics and Nuclear Engineering (IFIN-HH), Bucharest, Romania.
- ⁹⁵ Also at Texas A&M University at Qatar, Doha, Qatar.
- ⁹⁶ Also at Kyungpook National University, Daegu, Republic of Korea.
- ⁹⁷ Also at another institute or international laboratory covered by a cooperation agreement with CERN.
- ⁹⁸ Also at Universiteit Antwerpen, Antwerpen, Belgium.
- ⁹⁹ Also at Yerevan Physics Institute, Yerevan, Armenia.
- ¹⁰⁰ Also at Northeastern University, Boston, Massachusetts, USA.
- ¹⁰¹ Also at Imperial College, London, United Kingdom.
- ¹⁰² Also at Institute of Nuclear Physics of the Uzbekistan Academy of Sciences, Tashkent, Uzbekistan.