




ExoRad 2.0: The generic point source radiometric model

Lorenzo V. Mugnai ^{1,2,3}, Andrea Bocchieri ¹, and Enzo Pascale ¹

1 Dipartimento di Fisica, La Sapienza Università di Roma, Piazzale Aldo Moro 2, 00185 Roma, Italy **2** INAF – Osservatorio Astronomico di Palermo, Piazza del Parlamento 1, I-90134 Palermo, Italy **3** Department of Physics and Astronomy, University College London, Gower Street, London, WC1E 6BT, UK

DOI: [10.21105/joss.05348](https://doi.org/10.21105/joss.05348)

Software

- [Review](#) 
- [Repository](#) 
- [Archive](#) 

Editor: [Dan Foreman-Mackey](#) 

Reviewers:

- [@skendrew](#)
- [@eas342](#)

Submitted: 16 March 2023

Published: 26 September 2023

License

Authors of papers retain copyright and release the work under a Creative Commons Attribution 4.0 International License ([CC BY 4.0](#)).

Summary

ExoRad 2.0 is a generic radiometric simulator compatible with any instrument for point source photometry or spectroscopy. Given the descriptions of an observational target and the instrumentation, ExoRad 2.0 estimates several performance metrics for each photometric channel and spectral bin. These include the total optical efficiency, the measured signal from the target, the saturation times, the read noise, the photon noise, the dark current noise, the zodiacal emission, the instrument-self emission and the sky foreground emission.

ExoRad 2.0 is written in Python and it is compatible with Python 3.8 and higher. The software is released under the BSD 3-Clause license, and it is available on [PyPi](#), so it can be installed as `pip install exorad`. Alternatively, the software can be installed from the source code available on [GitHub](#). Before each run, ExoRad 2.0 checks for updates and notifies the user if a new version is available.

ExoRad 2.0 has an extensive documentation, available on [readthedocs](#), including a quick-start guide, a tutorial, and a detailed description of the software functionalities. The documentation is continuously updated along with the code. The software source code, available on [GitHub](#), also includes a set of examples of the simulation inputs (for instruments and targets) to run the software and reproduce the results reported in the documentation.

The software has been extensively validated against the Ariel radiometric model ArielRad ([Mugnai et al., 2020](#)), the time domain simulator ExoSim ([Sarkar et al., 2021](#)) and custom simulations performed by the Ariel consortium. ExoRad 2.0 is now used not only by the Ariel consortium but also by other missions, such as the balloon-borne NASA EXCITE mission ([Nagler et al., 2022](#)), the space telescope Twinkle ([Stotesbury et al., 2022](#)), and an adaptation for the James Webb Space Telescope ([Gardner et al., 2006](#)) is under preparation. Such JWST adaptation has been tested against the JWST Exposure Time Calculator ([Pontoppidan et al., 2016](#)) and returned consistent results, providing a validation of the code against a working system. Although the code has been validated and used mostly for space and airborne-based telescopes, we foresee no practical limitation to adaptation for ground-based systems

ExoRad 2 features

ExoRad 2.0 is a simulator able to accurately predict the telescope performance in observing a candidate target for all the mission photometric and spectroscopic channels. The software inputs are a target description and a parameterization of the instrument. The software parses the description of the instrument, and estimates the total optical efficiency, by combining the optical elements and the foregrounds (defined as any optical layer between the target star and the telescope aperture). Then it combines the optical efficiency with the detector quantum

efficiency to obtain the photon conversion efficiency (see Figure 1). For the target, the software estimates the flux at the telescope aperture by parsing the source description: at the moment of writing the software is compatible with black body sources, Phoenix stellar spectra (Baraffe et al., 2015) or custom files describing the source spectral energy density versus wavelength. Then ExoRad 2.0 propagates the source flux through the foregrounds and the telescope optical path, estimating the total flux at the focal plane. Similarly, the software estimates the diffuse light contributions from the zodiacal emission, from any user-defined foregrounds between the source and the telescope aperture (e.g. the Earth's atmosphere), and from the self-emission of each optical element of the instrument.

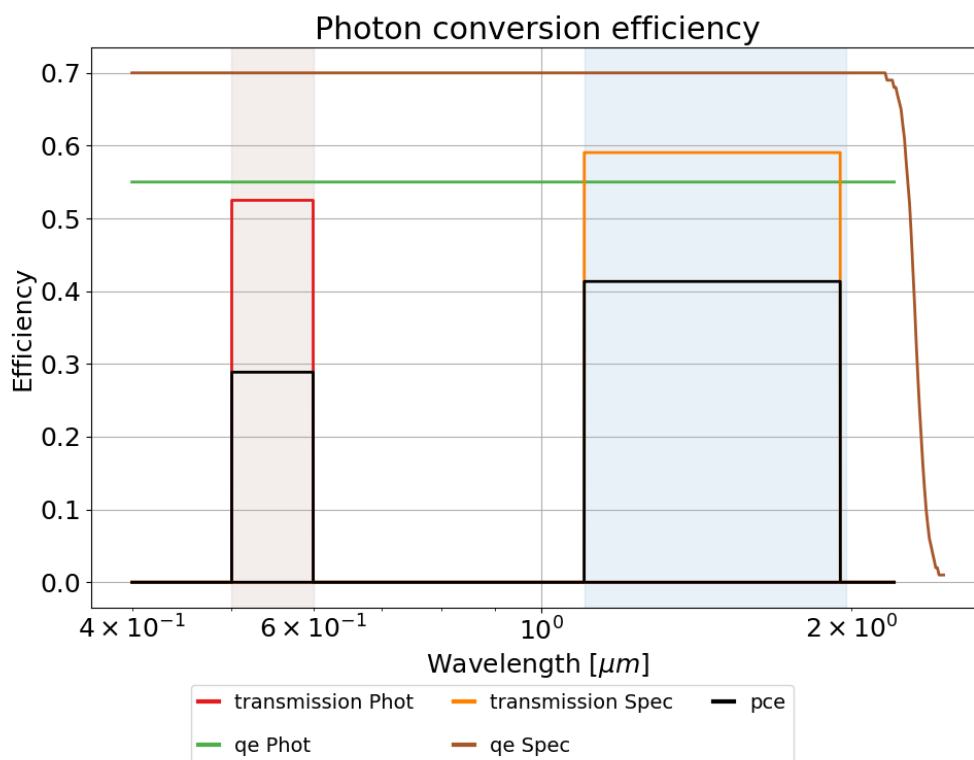


Figure 1: ExoRad computes the instrument's optical efficiency (red and orange for the photometer and the spectrometer respectively) by combining the optical elements and the foregrounds between the target star and the telescope. By combining the optical efficiency with the detector quantum efficiency (green and brown for the photometer and the spectrometer respectively), it measures the photon conversion efficiency (black) for each channel. In this example, we report the results for an instrument consisting of a photometer (blue band) and a spectrometer (red band), which is included as a quick-start simulation in the source code package.

ExoRad 2.0 uses simulated PSFs to output the estimated signals on the detector pixels. Different formats of PSFs are supported (such as PAOS (Bocchieri et al., 2022) products) and more can be easily added to the software in the future. If no PSF is provided, ExoRad 2.0 uses a simple Airy PSF. From the signal, ExoRad 2.0 computes the relative noise versus the spectral bins (see Figure 2). The software also returns the maximum signal on a pixel for each spectral bin and estimates the detector saturation time. The noise sources included in the simulation are not limited to the photon noise arising from the signal. The software includes detector noise as dark current and read noise, and a noise gain factor related to the readout noise and the Multiaccum equation (Pontoppidan et al., 2016; Rauscher et al., 2007), which is also described in Mugnai et al. (2020). Custom wavelength-dependent noise sources

can be included at the instrument or channel level from the input file. The noise output is in units of relative noise on one hour integration time, such that can be easily rescaled to the desired observing time. ExoRad 2.0 can estimate the performance of entire target lists. By analyzing 1000 candidate targets in a 20 minutes time scale, the software allows the validation of different observational strategies.

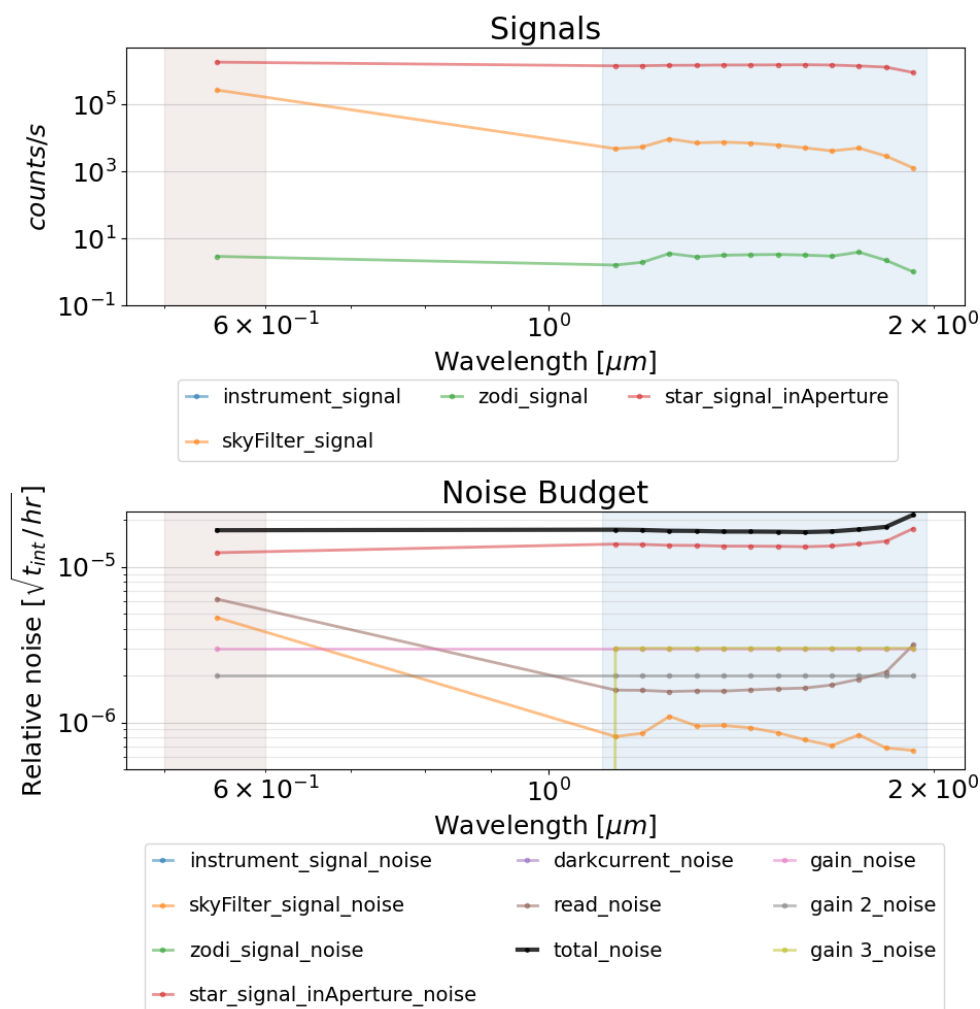


Figure 2: ExoRad produces diagnostic plots to summarise the contributions to the signal and to the noise. In this example, we run the quick-start simulation included in the package, where the instrument consists of a photometer (blue band) and a spectrometer (red band). The figure shows the contribution to the signal on the top panel, where each data point corresponds to a spectral bin computed according to the spectral resolving power indicated in the instrument description. In this example, the main contribution to the signal is the flux from the target stars. Other contributions are considered: `zodi_signal`, referring to the zodiacal emission, and `skyFilter_signal`, which is a custom contribution included in the simulation. `instrument_signal`, which refers to the instrument self-emission, is considered in this example, but its contribution is too small for the figure axis range. The bottom panel shows the noise relative to the signal integrated on a time scale (t_{int}) of 1 hour. Other noise contributions arising from the signals are included on top of the photon noise. The noise sources include the dark current, the read noise and three custom noise sources called gain noise.

Statement of need

Since the early phases of designing and developing instruments, we need fast and reliable tools to convert the scientific requirements into instrument requirements, and to verify during the mission development that the instrument performance fulfills such requirements. In the framework of the Ariel Space Mission, we developed ExoRad 2.0, a versatile tool to estimate space instruments' performance. ExoRad 2.0 is the core of the second version of the Ariel radiometric simulator, ArielRad (Mugnai et al., 2020). The ArielRad software has been extensively used by the consortium to validate the mission design, optimize the instrument performances, flow down the requirements to the subsystems' level, and prepare Ariel science.

ExoRad 2.0 allows the same level of flexibility and accuracy as ArielRad, but it is now compatible with any photometric or spectroscopic instrument. The software is written following an object-oriented programming paradigm, allowing the user to easily extend the software to include new functionalities. The package includes a default pipeline for the simulation, but it can also be used as a library to build custom simulations. An example of the latter is included in the source code as a Python notebook. The software is compatible with any instrument having single or multiple channels. This allows the user to easily simulate different optical paths or different configurations for the same instrument. The software is also compatible with any target, allowing the user to easily include new target types in the software. The software is continuously updated and improved to include new functionalities and to be compatible with new instruments.

ExoRad stands out among simulators such as Pandeia (Pontoppidan et al., 2016) and synphot (STScI Development Team, 2018). Both Pandeia and synphot are Python packages developed by the Space Telescope Science Institute (STScI). Pandeia primarily simulates the performance of the James Webb Space Telescope (JWST) and is utilized by the scientific community as an exposure time calculator to predict noise on single target observations. synphot, on the other hand, simulates photometric data and spectra, and has been adapted for the Hubble Space Telescope (HST). ExoRad, however, is distinguished by its user-friendliness, flexibility, and versatility. It requires fewer input data, making it easier to adapt to different telescopes and valuable when designing new observatories. The software streamlines the inclusion of new instruments, and can simulate the performance of an entire target list in a short time, thereby offering a time-efficient solution for astronomers.

The ExoRad software is used by the community to design their instruments and validate their performance and select the best targets to optimize the scientific return.

Acknowledgments

This work was supported by the ARIEL ASI-INAF agreement n. 2021.5.HH.0. The authors would like to thank the ARIEL consortium for their support, for the fruitful discussions, and for the validation of the software. The authors would also like to thank Billy Edwards, Andreas Papageorgiou and Subhajit Sarkar for their help in the development of ArielRad (Mugnai et al., 2020).

References

- Baraffe, I., Homeier, D., Allard, F., & Chabrier, G. (2015). New evolutionary models for pre-main sequence and main sequence low-mass stars down to the hydrogen-burning limit. *Astronomy and Astrophysics*, 577, A42. <https://doi.org/10.1051/0004-6361/201425481>
- Bocchieri, A., Mugnai, L. V., & Pascale, E. (2022). Predicting the optical performance of the Ariel Telescope using PAOS. *European Planetary Science Congress*, EPSC2022–618. <https://doi.org/10.5194/epsc2022-618>

- Gardner, J. P., Mather, J. C., Clampin, M., Doyon, R., Greenhouse, M. A., Hammel, H. B., Hutchings, J. B., Jakobsen, P., Lilly, S. J., Long, K. S., Lunine, J. I., McCaughrean, M. J., Mountain, M., Nella, J., Rieke, G. H., Rieke, M. J., Rix, H.-W., Smith, E. P., Sonneborn, G., ... Wright, G. S. (2006). The James Webb Space Telescope. *Space Science Reviews*, 123(4), 485–606. <https://doi.org/10.1007/s11214-006-8315-7>
- Mugnai, L. V., Pascale, E., Edwards, B., Papageorgiou, A., & Sarkar, S. (2020). ArielRad: the Ariel radiometric model. *Experimental Astronomy*, 50(2-3), 303–328. <https://doi.org/10.1007/s10686-020-09676-7>
- Nagler, P. C., Bernard, L., Bocchieri, A., Butler, N., Changeat, Q., D'Alessandro, A., Edwards, B., Gamaunt, J., Gong, Q., Hartley, J., Helson, K., Jensen, L., Kelly, D. P., Klangboonkrong, K., Kleyheeg, A., Lewis, N. K., Li, S., Line, M., Maher, S. F., ... Waldmann, I. (2022). The EXoplanet Climate Infrared TElescope (EXCITE). In C. J. Evans, J. J. Bryant, & K. Motohara (Eds.), *Ground-based and airborne instrumentation for astronomy IX* (Vol. 12184, p. 121840V). <https://doi.org/10.1117/12.2629373>
- Pontoppidan, K. M., Pickering, T. E., Laidler, V. G., Gilbert, K., Sontag, C. D., Slocum, C., Sienkiewicz, M. J., Hanley, C., Earl, N. M., Pueyo, L., Ravindranath, S., Karakla, D. M., Robberto, M., Noriega-Crespo, A., & Barker, E. A. (2016). Pandeia: a multi-mission exposure time calculator for JWST and WFIRST. In A. B. Peck, R. L. Seaman, & C. R. Benn (Eds.), *Observatory operations: Strategies, processes, and systems VI* (Vol. 9910, p. 991016). <https://doi.org/10.1117/12.2231768>
- Rauscher, B. J., Fox, O., Ferruit, P., Hill, R. J., Waczynski, A., Wen, Y., Xia-Serafino, W., Mott, B., Alexander, D., Brambora, C. K., Derro, R., Engler, C., Garrison, M. B., Johnson, T., Manthripragada, S. S., Marsh, J. M., Marshall, C., Martineau, R. J., Shakoorzadeh, K. B., ... Strada, P. (2007). Detectors for the James Webb Space Telescope Near-Infrared Spectrograph. I. Readout Mode, Noise Model, and Calibration Considerations. *Publications of the ASP*, 119(857), 768–786. <https://doi.org/10.1086/520887>
- Sarkar, S., Pascale, E., Papageorgiou, A., Johnson, L. J., & Waldmann, I. (2021). ExoSim: the Exoplanet Observation Simulator. *Experimental Astronomy*. <https://doi.org/10.1007/s10686-020-09690-9>
- Stotesbury, I., Edwards, B., Lavigne, J.-F., Pesquita, V., Veilleux, J., Windred, P., Al-Refai, A., Bradley, L., Ma, S., Savini, G., Tinetti, G., Birnstiel, T., Dodson-Robinson, S., Ercolano, B., Feliz, D., Hernitschek, N., Holdsworth, D., Jiang, I.-G., Griffin, M., ... Wilcock, B. (2022). Twinkle: a small satellite spectroscopy mission for the next phase of exoplanet science. In L. E. Coyle, S. Matsuura, & M. D. Perrin (Eds.), *Space telescopes and instrumentation 2022: Optical, infrared, and millimeter wave* (Vol. 12180, p. 1218033). <https://doi.org/10.1117/12.2641373>
- STScI Development Team. (2018). *synphot: Synthetic photometry using Astropy* (p. ascl:1811.001). Astrophysics Source Code Library, record ascl:1811.001.