

FRP reinforcement to retrofit bridge pier after repair: experimental test results

Junqing Xue¹, Davide Lavorato^{2*}, Gabriele Fiorentino³, Alessandro Vittorio Bergami², Bruno Briseghella¹ and Camillo Nuti²

¹College of Civil Engineering, Fuzhou University, Fuzhou (China)

²Dept. Architecture, Roma Tre University, Rome (Italy)

³Dept. of Civil Engineering, University of Bristol (UK)

*Corresponding author, davide.lavorato@uniroma3.it

Abstract

Reinforced concrete (RC) bridge piers damaged after a strong earthquake are repaired. The damaged concrete and the steel reinforcement parts are replaced by rebar segments connected to the existing rebar parts by welding connections and by a self-compacting concrete jacket respectively. A modest transverse steel reinforcement, not sufficient to improve the seismic pier capacity, is used to simplify the concrete cast in modest volumes. After the repair, a carbon fiber reinforced polymer (Carbon FRP) reinforcement is applied to enhance the pier ductility and the shear strength. Three RC circular columns, representative of piers, were repaired and reinforced by the proposed strategy to be tested in lab applying a deformation history due to a strong earthquake. The piers were able to sustain very strong seismic demand and therefore the proposed repair and retrofitting interventions are effective. The strain distribution of the Carbon FRP reinforcement was measured and discussed to increase the very modest database presented in the literature.

Keywords: Carbon FRP, experimental strain, bridge, repair.

Introduction

Reinforced Concrete (RC) bridge piers can present great damage due to corrosion of the steel reinforcement, a common problem for the bridges that have reached the end of their service life, and worsened by improper maintenance interventions, and/or due to other factors, as the seismic action (Nuti et al. 2020).

This issue requires further efforts to improve the assessment of the structural capacity of the existing structures including corrosion phenomena and to propose alternative repair and retrofitting strategies considering construction problems as well as the out-of-service time acceptable for bridges, which usually are strategic structures. For the construction of new bridges, a valid technical solution is represented by Integral Abutment Bridges (Zordan and Briseghella 2007, Caristo et al. 2018, Fiorentino et al. 2019).

Numerical models, that can simulate the response of structures including the deterioration of steel and concrete due to corrosion (Belletti et al. 2017, Lavorato et al. 2019a, Marano et al. 2017, Pellicciari et al. 2018, Pellicciari et al. 2019), can be valid tools to assess the structural capacity and to choose the proper repair interventions.

There are many repair solutions proposed in literature but usually these techniques are applied to structural elements with modest damage and consist in the restoration of the concrete cover only and the application of external carbon fiber or steel reinforcements. Some authors (Cheng et al. 2003, Cheng et al. 2006, Sun et al. 2011, He et al. 2013, Imperatore et al. 2012a, Imperatore et al. 2012b, Lavorato and Nuti 2015, Lavorato et al. 2015, 2017, 2018a,b, 2019b, Xue et al. 2018) propose to repair also the longitudinal rebars but the substitution of the damaged rebars is necessary not only in case of strong seismic damage but also in many cases for existing structures with evident corrosion of the steel rebars.

In this paper, a new rapid repair solution, which focuses on the substitution of the damaged longitudinal rebar of bridge piers (or columns) is presented. The proposed technique gives practical solutions considering also the construction problems in situ.

This strategy improves the repair and retrofitting solutions tested successfully by means of PSD (pseudo-dynamic) tests on seismic damaged Italian bridges piers at the Department of Architecture of University of Roma Tre lab (Lavorato and Nuti 2015) or by cyclic tests of Chinese piers at SIBERC lab (Sustainable and Innovative Bridges Engineering Research Center of the Fujian Province University) at University of Fuzhou (Lavorato et al. 2015).

The damaged steel and concrete parts at the bottom of a RC pier (i.e. the plastic hinge) are substituted by new rebar parts, new stirrups and a new self-compacting concrete (SCC) jacket without modifying the pier dimension. Finally, an external Carbon Fiber Reinforced Polymer (CFRP) wrapping is applied to increase the pier shear strength and ductility because a minimum stirrup content is used to simplify the new concrete casting.

The new rebar shape assures the distribution of the plastic strains along the new rebar parts only. The connection in situ between new and original rebar parts is performed by a strong connection system composed by a steel coupler and two symmetric strong fillet welds. This system is simple to realize in situ also on vertical longitudinal rebar in modest space (the removed concrete parts).

The SCC was designed to simplify the casting in modest spaces with steel reinforcement. This concrete develops the maximum compressive strength after a few days and therefore it is possible to minimize the closure time of the bridge.

The new strategy was applied to repair three piers specimens in scale 1:6. The response of one of these specimens is shown in terms of base shear versus top displacement of the specimen and strains of carbon FRP wrapping. The specimen was able to sustain very strong seismic demand and therefore the proposed repair and retrofitting interventions are effective. The strain distribution of the wrapping was measured and discussed to enrich the literature about the topic. The maximum obtained Carbon FRP strain is smaller than the design one used to evaluate by code equations the shear strength contribution.

Repair and retrofitting procedure

The proposed repair and retrofitting strategy for RC piers consists of: removal of damaged concrete and rebar parts along the entire pier surface of the plastic hinge, substitution of the damaged rebar parts by new turned rebar parts, damaged concrete restoration by SCC concrete jacket and shear strength and ductility improvements by the application of an external carbon FRP wrapping.

The new rebar parts are machined (turned) to have a part of the rebar with a diameter smaller than the one of the original rebars. This reduction ensures the distribution of the steel plastic strains in plastic hinge only.

A strong steel coupler and symmetric fillet weld joints ensure the connection between new and existing rebar parts along the same axis avoiding local bending actions on the connection. This latter is studied to obtain a quick connection in situ of the vertical rebars. It is designed to be strong, and the steel plastic strains of the new rebar parts happen out of the anchorage zone avoiding damage there.

A modest transverse steel reinforcement, not enough to improve the seismic pier capacity, is used to simplify the concrete cast in modest volumes (the removed concrete parts).

The modest transverse steel reinforcement is not able to assure the necessary shear strength and therefore a carbon FRP reinforcement is applied to enhance the pier ductility and the shear strength. This reinforcement gives also a confinement effect that could help the collaboration between new (the restored concrete by the jacket) and the original concrete parts (core column).

Case of study

The selected case of study is an irregular RC bridge (**Figure 1**) with reinforcement designed according to the Chinese codes (JTG D60-2004, JTG/T B02-01-2008, JTG D62-2004). The RC bridge geometries are shown in **Figure 1** whereas the design details for the steel reinforcement of the bridge piers are described in Lavorato et al. (2015). The study focuses on the central pier of this bridge because it is the

most stressed one during a seismic event. The selected seismic excitation is the Tolmezzo earthquake (Italy, 1976) (it will be indicated with the label t1 in the next figures) imposing high accelerations in the natural period range of the bridge. The same earthquake scaled (doubled, i.e. Tolmezzo x 2) is then applied to consider a very strong seismic excitation (it will be indicated with the label t2 in the next figures).

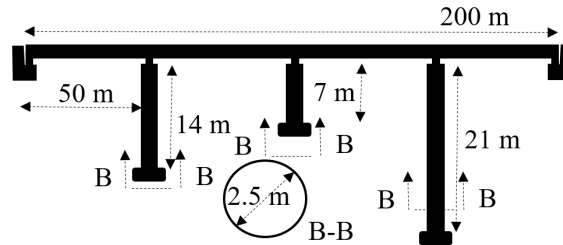


Figure 1. Geometries of the irregular RC bridge chosen as case study

Specimen repair

The most stressed pier of the irregular RC bridge of **Figure 1** during the seismic action application is the central one (Lavorato et al. 2015) and the main damage of the bridge is concentrated in this pier.

For that reason, three 1:6 scaled specimens representative of this pier were realized. Their geometries and reinforcement details were obtained using scale factors which guarantee similitude criteria between pier model and pier prototype in terms of global quantities (flexural and shear strength and confinement effect; Lavorato and Nuti 2015, Lavorato et al. 2015) starting from the bridge design according to the Chinese code (JTG D60-2004, JTG/T B02-01-2008, JTG D62-2004).

Scaling of materials is not necessary allowing the use of ordinary concrete mixing and commercial steel rebars: this simplifies the construction of the pier specimens and the tests on concrete and steel rebars specimens. The concrete geometries and reinforcement of the three specimens are given in **Figure 2**. The steel used for the reinforcement has shown yield stress equal to 335MPa (Chinese steel grade HRB335E) whereas the concrete has a compressive cylindrical strength of 20.1MPa (Chinese concrete grade C30).

The pier specimens were severely damaged at the pier base (plastic hinge) applying in the lab the deformation histories depicted in **Figure 3**. These histories were obtained during the pseudo-dynamic tests on the bridge in **Figure 1** after the bridge repair in Lavorato et al. (2015).

Damage survey have shown severe concrete spalling and core crushing, some transversal stirrups ruptures, some longitudinal rebar buckling and ruptures and an evident shear cracking (Lavorato et al. (2015)).

The repair intervention steps are shown in **Figure 2**. The three specimens presented different turned rebars with the geometries given in **Table 1** to investigate the optimum length of the machined part of the new rebar segment: 250 mm equal to the plastic hinge length calculated by the well-known equation by Priestley et al. (1996) or 125 mm a reduction of the previous length that could implicate until to half of quantities of concrete and steel that have to be removed with cost saving. The variation of the machined rebar diameter is practically the same 14mm or 15mm for the three specimens.

The SCC concrete jacket restores the removed concrete parts only without modify the specimen dimension and the covers. This has shown experimental compressive cylindrical strength equal to about 20MPa. The cast of this jacket is simple and rapid and most of the strength of the material is obtained in a few days.

A discontinuous carbon FRP wrapping (three layers) was applied on each specimen to guarantee that the shear strength is surely greater than the flexural strength of the specimens. The space among the wrapping rings was 120mm and the width of the ring was 100mm.

The carbon FRP tissue mechanical properties are thickness of 0.167mm, elastic modulus 242GPa and maximum strain of 1.2% from producer datasheet.

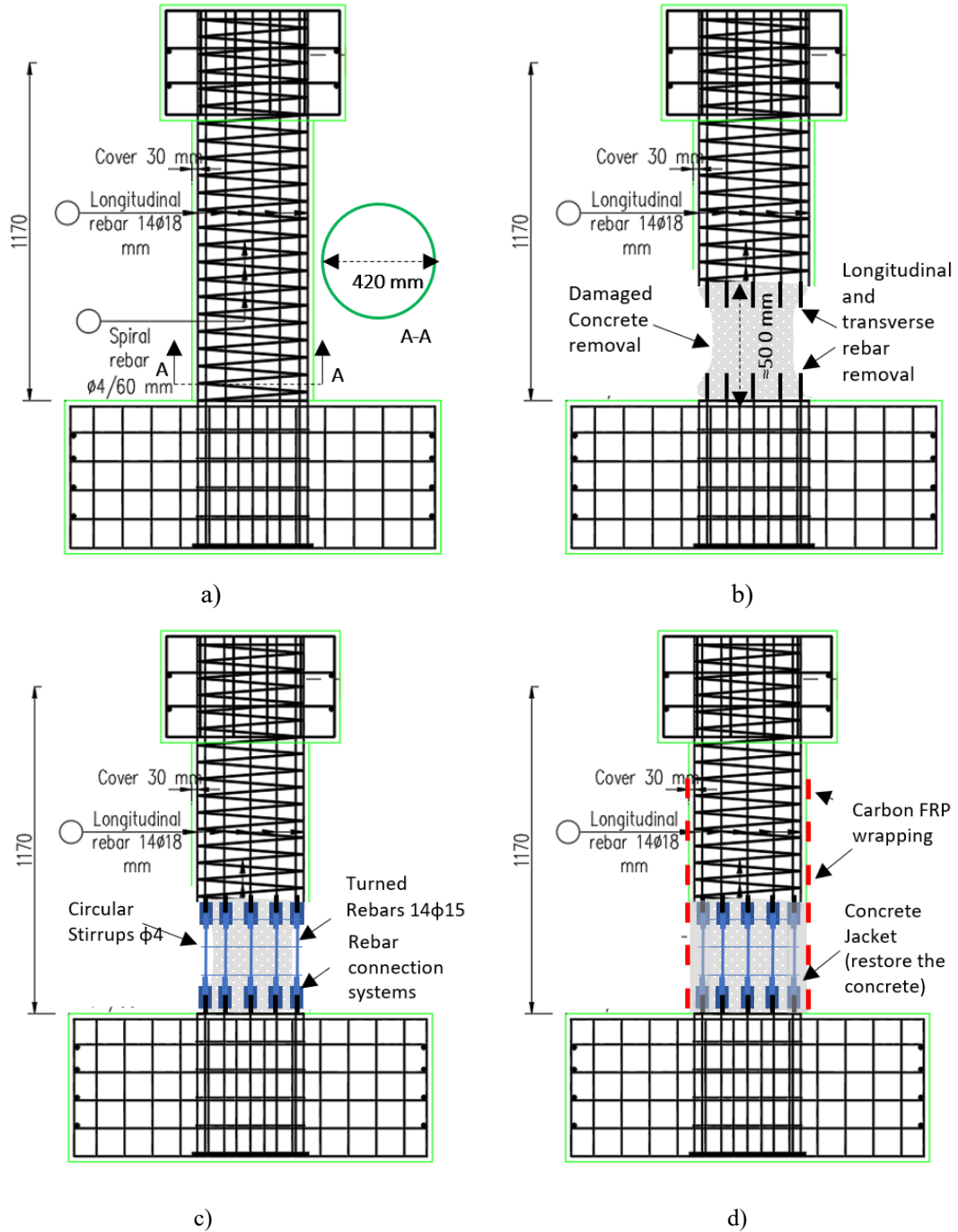



Figure 2 1:6 scaled specimens: a) before the damage; b), c), d) steps of the repair and seismic retrofitting strategies for the damaged specimens [mm]

Table 1. Repair and retrofiting interventions details for each 1:6 scaled pier specimen [mm]

Column	Turned part of the new long. rebar segments		New circular stirrups bar diameter / space	Concrete jacket thickness	Carbon FRP wrapping layers	Welded joints for the new rebar segments
	length	diameter				
P26-250-15	250	15	Φ4/100	80	3	
P36-125-15	125	15	Φ4/100	80	3	
P46-240-14	240	14	Φ4/100	80	3	

Experimental results

The seismic behavior of the undamaged and the repaired specimens was tested at the Structural Lab of Fuzhou University (China) applying a constant vertical load $N = 266\text{kN}$ (deck load) and the same cyclic horizontal displacement history with the set-up apparatus showed in **Figure 3**.

The results are presented in term of Base shear versus top specimen horizontal displacement and Carbon FRP wrapping strains distributions.

Base shear versus top specimen horizontal displacement

The response of the original specimen (P16, OR) and the one of the repaired specimen (P26-250-15) in terms of base shear versus top specimen displacement are shown in **Figure 3** during the application of Tolmezzo (P16-t1, P26-250-15-t1) and Tolmezzo x 2 (P16-t2, P26-250-15-t2) displacement histories. The repaired specimen was able to sustain a very strong seismic demand without shear rupture (**Figure 3**) and therefore the proposed repair strategy seems to be effective. The cycles have shown good energy dissipation, no pinching for shear and a modest reduction of the maximum force also in case of a very strong earthquake (Tolmezzo x 2). There is not rupture of the rebar joints or of the new rebar parts because there is not an evident abrupt loss of the forces.

The fraction of the original strength in term of base shear which was restored by the repair is about 72%. This is due to the reduction of the diameter of the new longitudinal rebar segments which causes a reduction of the resisting moment of the repaired sections at the base of the bridge column. However, the behaviour of the specimen is improved because the design shear force decreases because it is related to the maximum resisting moment of the section by capacity design criteria whereas the shear strength increases by means of the FRP reinforcement. Moreover, the design force on the foundation decreases because it is related to the maximum available design base shear of the bridge pier. Reinforcement of the foundation, intervention difficult in real application on bridges, may be not necessary. At the contrary repair intervention in the literature which increases the strength of the repaired section needs of an intervention on foundation.

The ductility of the specimen is not directly investigated because the same displacement history is applied. However, it seems that there is an increasing of the ductility of the repaired specimen because the reduction of the strength for the maximum applied displacement it is smaller than the one of the original specimen.

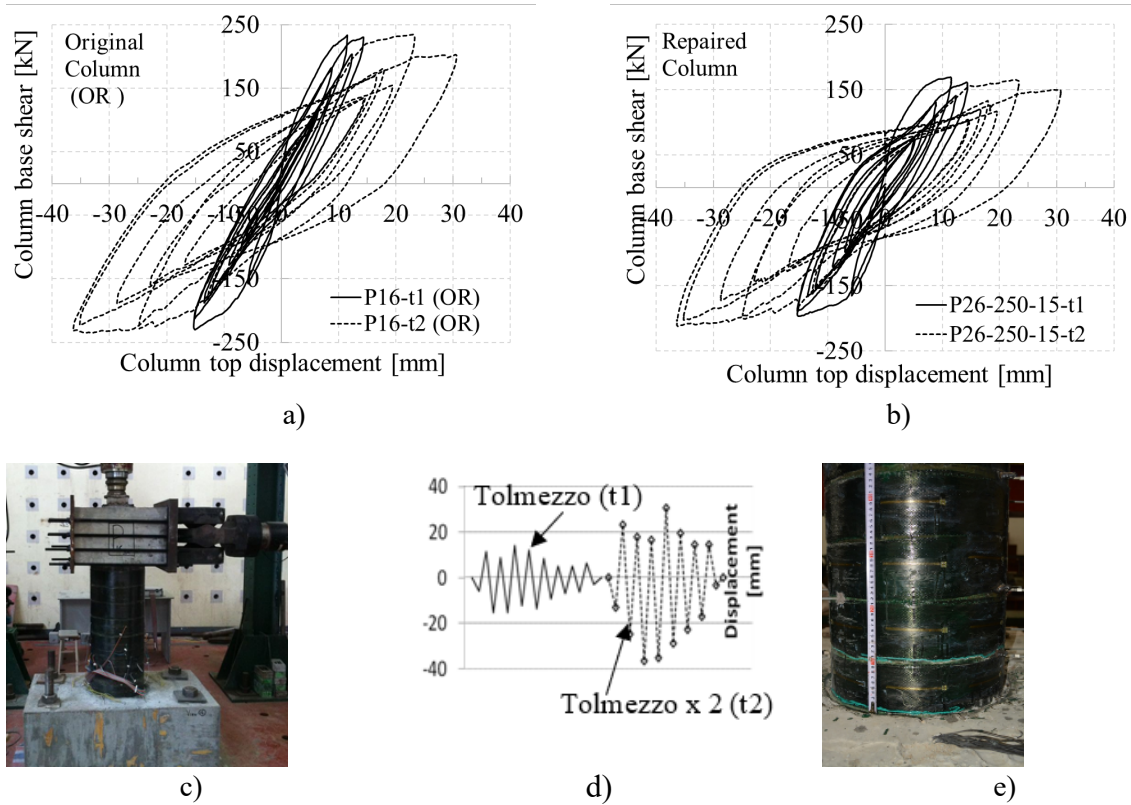


Figure 3. a) Original and b) repaired 1:6 scaled specimens responses; c) specimen tested in the lab; d) top column horizontal displacement histories; e) pier damage at the end of the test

Carbon FRP wrapping strains distribution

The experimental carbon FRP wrapping strain distribution along the specimen in term of average values in the two load directions (pull and push) is given in **Figure 4**. The maximum value of the strains was 0.0035 which is smaller than the design value 0.005 indicated in the national and international structural design codes (CNR DT 200 2013, FIB 2001) to evaluate the shear strength contribution of the wrapping. This confirms that the maximum FRP strain activated in case of a very strong earthquake excitation (Tolmezzo x 2) also for a repaired specimen is smaller than the maximum available value for the Carbon FRP tissue equal to 0.012. The strain distribution shows greater values from the column base to the specimen height h_1 equal to 200cm.

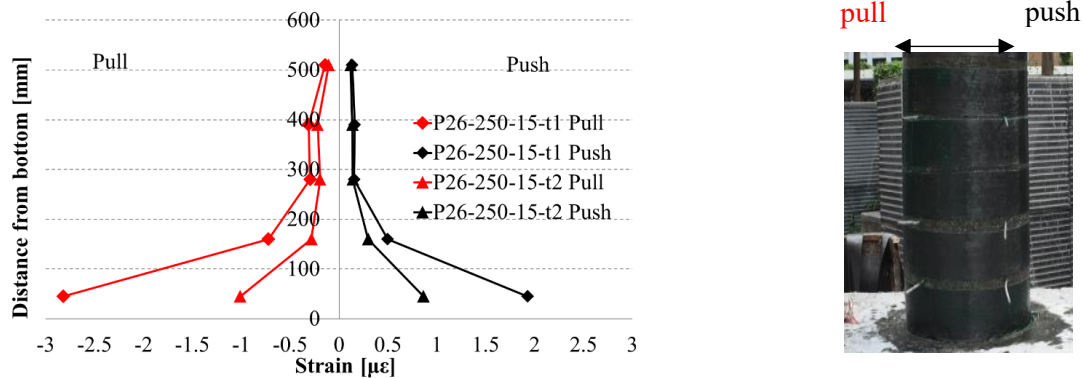


Figure 4. Test results: Carbon FRP wrapping strains along the specimen height in the push and pull load directions for the Tolmezzo(t1) and the Tolmezzo x 2 (t2) deformation histories

This means that the turned rebars has worked correctly and the distribution of the plastic strain was along the new rebars only just above the rebars connection that is located at the base of the specimen. Furthermore, the length of the machined rebars could be reduced from 250mm to 125mm because the strain of the Carbon FRP are very small after h₁, the connection length is about 80mm and therefore the turned part of the new rebar could be smaller.

Conclusions

A new rapid repair strategy, focusing on the damaged longitudinal rebar substitution for bridge pier or columns is presented. The proposed technique gives practical solution considering also the construction problem in situ giving practical solution from an engineering point of view. The strategy was applied to repair three piers specimens in scale 1:6 tested in the lab. The specimens were able to sustain very strong seismic demand without concrete shear and new rebars parts and joints rupture and therefore the proposed repair and retrofiting interventions are effective. The strain distribution of the carbon FRP wrapping shows that the design value of the FRP tissue strain proposed in the code to evaluate the FRP contribution to shear strength can be used also for the repaired columns and bridge piers. The wrapping is effective to prevent the shear rupture of the column. The distribution of the FRP wrapping strain shown that the plastic strains were distributed along the new rebar only.

Acknowledgements

The authors gratefully acknowledge the funding by “The Laboratories University Network of seismic engineering” (ReLUIIS) thanks to the research project DPC/ReLUIIS 2019-2021 – UR RM3 WP 11.2-11.3. This research is also supported by the Structural Laboratory College of Civil Engineering (Fuzhou University) with the financial support from the National Natural Science Foundation of China (Grant No.51778148) and the International Joint-Lab (Universities of Roma Tre and Fuzhou).

References

- Belletti, B., Scolari, M., & Vecchi, F. (2017). PARC_CL 2.0 crack model for NLFEA of reinforced concrete structures under cyclic loadings. *Computers & Structures*, 191, 165-179.
- Caristo, A., Barnes, J., Mitoulis, S. A. (2018, September). Numerical modelling of integral abutment bridges under seasonal thermal cycles. In *Proceedings of the Institution of Civil Engineers-Bridge Engineering* (Vol. 171, No. 3, pp. 179-190). Thomas Telford Ltd.
- Cheng CT, Yang JC, Yeh YK, Chen SE. (2003) Seismic performance of repaired hollow-bridge piers. *Construction and Building Materials*, Elsevier Science Ltd.
- Cheng L., Karbhari VM. (2006) New bridge systems using FRP composites and concrete: a state-of-the-art review. *Progress in Structural Engineering and Materials*. John Wiley & Sons, Ltd.
- CNR DT 200/2013 Guide for the Design and Construction of Externally Bonded FRP Systems for Strengthening Existing Structures; Italian NATIONAL RESEARCH COUNCIL (CNR).
- Fib Bulletin, N 14. Externally bonded FRP reinforcement for RC structures. FIB Technical report. 2001.
- Fiorentino G., Cengiz C., De Luca F., De Benedetti G., Lolli F., Dietz M., Dihoru L., Lavorato D., Karamitros D., Briseghella B., Isakovic T., Vrettos C., Topa Gomes A., Sextos A., Mylonakis G., Nuti C. (2019), Shaking Table Tests on an Integral Abutment Bridge Model: Preliminary Results, *COMPdyn 2019, 7th ECCOMAS Thematic Conference on Computational Methods in Structural*

Dynamics and Earthquake Engineering, M. Papadrakakis, M. Fragiadakis (eds.), Crete Island, Greece, 24–26 Giugno 2019.

He R, Sneed LH, Belarbi A. (2013) Rapid Repair of Severely Damaged RC Columns with Different Damage Conditions: An Experimental Study International Journal of Concrete Structures and Materials.

Imperatore, S., Lavorato, D., Nuti, C., Santini, S., Sguerri, L. Numerical modeling of existing RC beams strengthened in shear with FRP U-sheets (2012a). Proceedings of the 6th International Conference on FRP Composites in Civil Engineering, CICE 2012.

Imperatore, S., Lavorato, D., Nuti, C., Santini, S., Sguerri, L. Shear performance of existing reinforced concrete T-beams strengthened with FRP (2012b). Proceedings of the 6th International Conference on FRP Composites in Civil Engineering, CICE 2012,

JTG D60-2004 Chinese code. General code for design of highway bridges and culverts

JTG D62-2004 Chinese code. Code for design of highway reinforced concrete and prestressed concrete bridge and culverts.

JTG/T B02-01-2008 Chinese code. Guidelines for seismic design of highway bridges

Lavorato, D., Nuti, C. (2015) Pseudo-dynamic tests on reinforced concrete bridges repaired and retrofitted after seismic damage. Engineering Structures, 94, pp. 96-112.

Lavorato, D., Fiorentino, G., Pelle, A., Rasulo, A., Bergami, A., Briseghella, B., Nuti, C. (2019a). A corrosion model for the interpretation of cyclic behavior of reinforced concrete sections. Structural Concrete. 2019;1–15. <https://doi.org/10.1002/suco.201900232>

Lavorato, D., Azeredo, J., Bergami, A.V., Salvador Filho, J.A.A., Nuti, C., Santini, S., Briseghella, B. (2019b) RC column repaired with hpfrc and confined with cfrp: numerical analyses to evaluate the column section capacity. Lecture Notes in Civil Engineering, 9, pp. 17-29.

Lavorato, D., Bergami, A.V., Fiorentino, G., Fiore, A., Santini, S., Nuti, C. (2018a) Experimental tests on existing RC beams strengthened in flexure and retrofitted for shear by C-FRP in presence of negative moments. International Journal of Advanced Structural Engineering, 10 (3), pp. 211-232.

Lavorato, D., Nuti, C., Santini, S. (2018b) Experimental investigation of the shear strength of RC beams extracted from an old structure and strengthened by carbon FRP U-strips. Applied Sciences (Switzerland), 8 (7), art. no. 1182.

Lavorato, D., Bergami, A.V., Nuti, C., Briseghella, B., Xue, J., Tarantino, A.M., Marano, G.C., Santini, S. (2017) Ultra-high-performance fibre-reinforced concrete jacket for the repair and the seismic retrofitting of Italian and Chinese RC bridges. COMPDYN 2017 - Proceedings of the 6th International Conference on Computational Methods in Structural Dynamics and Earthquake Engineering, 1, pp. 2149-2160.

Lavorato, D., Nuti, C., Santini, S., Briseghella, B., Xue, J. (2015) A repair and retrofitting intervention to improve plastic dissipation and shear strength of Chinese RC bridges. IABSE Conference, Geneva 2015: Structural Engineering: Providing Solutions to Global Challenges - Report, pp. 1762-1767.

M. Chellapandian, S. Suriya Prakash, Rapid repair of severely damaged reinforced concrete columns under combined axial compression and flexure: An experimental study, *Construction and Building Materials*, Volume 173, 2018, Pages 368-380.

Ma CK, Apandi NM, Sofrie CSY, Ng JH, Lo WH, Awang AZ, Omar W. Repair and rehabilitation of concrete structures using confinement: A review. *Construction and Building Materials*. 2017; 133: 502-515.

Marano, G.C., Pellicciari, M., Cuoghi, T., Briseghella, B., Lavorato, D., Tarantino, A.M. Degrading bouc-wen model parameters identification under cyclic load (2017) *International Journal of Geotechnical Earthquake Engineering*, 8 (2), pp. 60-81.

Nuti, C., Briseghella, B., Chen, A., Lavorato, D., Iori, T., Vanzi, I. Relevant outcomes from the history of Polcevera Viaduct in Genova, from design to nowadays failure (2020) *Journal of Civil Structural Health Monitoring*. doi:10.1007/s13349-019-00371-6

Pellicciari, M., Briseghella, B., Tondolo, F., Veneziano, L., Nuti, C., Greco, R., Lavorato, D., Tarantino, A.M. A degrading Bouc–Wen model for the hysteresis of reinforced concrete structural elements (2019) *Structure and Infrastructure Engineering*. DOI: 10.1080/15732479.2019.1674893

Pellicciari, M., Marano, G.C., Cuoghi, T., Briseghella, B., Lavorato, D., Tarantino, A.M. Parameter identification of degrading and pinched hysteretic systems using a modified Bouc–Wen model (2018) *Structure and Infrastructure Engineering*, 14 (12), pp. 1573-1585.

Priestley MJN, Seible F, Calvi GM. *Seismic Design and Retrofit of Bridges*. John Wiley & Sons, New York. 1996

Rodrigues H, Furtado A, Arêde A, Vila-Pouca N, Varum H. Experimental study of repaired RC columns subjected to uniaxial and biaxial horizontal loading and variable axial load with longitudinal reinforcement welded steel bars solutions. *Engineering Structures*. 2018; 155: 371-386.

Salvador Filho, J.A.A., Lavorato, D., Bergami, A.V., Azeredo, J.R., Nuti, C., Santini, S. Influence of polyethylene and stainless steel fibres on compressive and tensile behaviour of high-performance fibre-reinforced cementitious composites (2019) *Lecture Notes in Civil Engineering*, 9, pp. 3-16.

Sun Z., Wang D., Du X., SI B. (2011) Rapid repair of severely earthquake-damaged bridge piers with flexural-shear failure mode *Earthquake Engineering and Engineering Vibration*.

Xiuling Li, Juan Wang, Yi Bao, Genda Chen, Cyclic behavior of damaged reinforced concrete columns repaired with high-performance fiber-reinforced cementitious composite, *Engineering Structures*, Volume 136, 2017, Pages 26-35,

Xue, J., Lavorato, D., Bergami, A.V., Nuti, C., Briseghella, B., Marano, G.C., Ji, T., Vanzi, I., Tarantino, A.M., Santini, S. (2018) Severely damaged reinforced concrete circular columns repaired by turned steel rebar and high-performance concrete jacketing with steel or polymer fibers *Applied Sciences (Switzerland)*, 8 (9), art. no. 1671.

Zordan, T., Briseghella, B. (2007). Attainment of an integral abutment bridge through the refurbishment of a simply supported structure. *Structural engineering international*, 17(3), 228-234.