

Page 1

Enter some body text

1 Please enter the state where your Institution is located

Italy
TOWNSVILLE
Italy
Abidjan
Italy
Rome
United Kingdom
Italy
Spain
Poland
Canada
Italy
THESSALONIKI
Belgium
uK
italy
Russia
Russia
Russia
British Columbia, Canada
Mexico
italy
Mexico
Italy
italy
Italy
Italy
california
Italy
italy
PR
japan
Imperia, Italy
Slovenia
Italy
JAPAN

Italy
Slovenia
Slovenia
Assiut, Egypt
Italy
Italy
Japan
OSAKA
Italy
Japan Fukuoka
Hospital Clinic of Barcelona
Japan
Italy
Habana , Cuba
JAPAN
Japan
italy
Italy
Italy
Italy
Italy
Tamilnadu, India
Napoli- Italy
Milan Italy
Italy
Bologna
Italy
Riga, Latvia
Japan
Italy
Italy
Leipzig, Germany
JAPAN
Focus eye clinic
Japan
japan
MELBOURNE Australia
BRAZIL
Japan

UK, North West

France

Italy

Greece

ITALY

JAPAN

japan

JAPAN

Athens, Greece

Japan

NY, NY USA

Aichi, Japan

JAPAN

san marino

Madrid

Italy

Westmead Hospital, Sydney

Mexico

Spain

italy

italy

Turkey

Japan

japan

São Paulo - Brazil

JAPAN

Zurich

Japan

Japan

Tokyo, Japan

London, England, UK

Japan

Thailand

Japan

Kawasaki city

Italy

Italy

Sydney, NSW

israel

Liguria

Italy

Tromsø, Norway

Poland

France , DIJON.

Israel

Italy

Japan

Italy

Pennsylvania

Italy

italy

UK

italy

Italy

Japan

JAPAN

Tennessee

Italy

Japan

Japan

Japan

Switzerland

Italy

JAPAN

JAPAN

Japan

Osaka, Japan

Japan

Italy

Italy

Italy

Italy e

Italy

Italy

Italy

Japan Hyogo

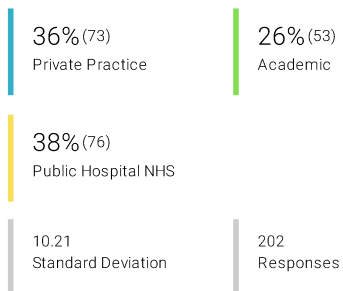
Italy

Italy

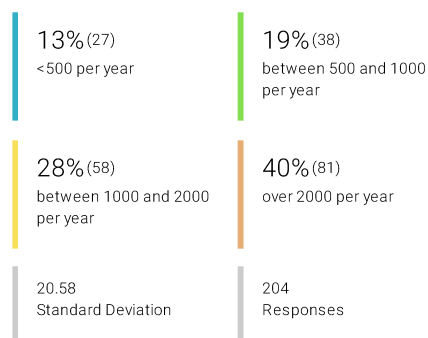
Italy
japan
Italy
Italy
Italy
Italy
Italy
JAPAN
Taiwan
Japan
Japan
Japan
JAPAN
Japan
Amman-jordan
japan
tokyo, japan
Japan
japon
Japan
Osaka, Japan
Tasmania
Rome
King Khaled eye specialist hospital
Italy, Piemonte
Italy
United Kingdom
NJ
Italy
Italia
Italy
Italy
Italy
Italy
Italy
Italy
Italy
Bergamo
UK
u . . .

Italy

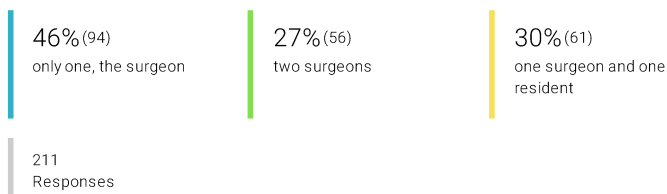
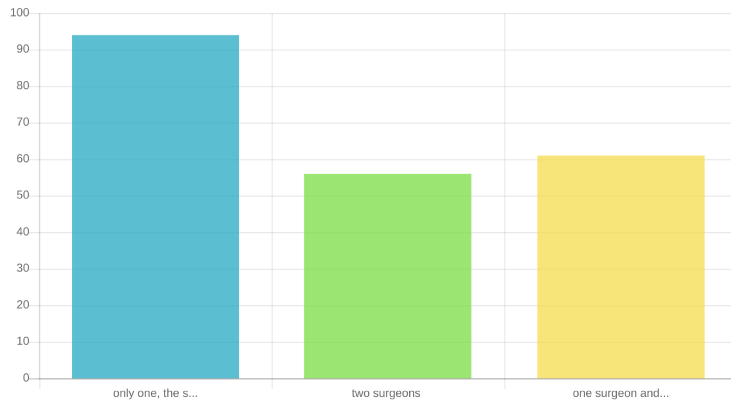
2 Type of Institution (choose one)



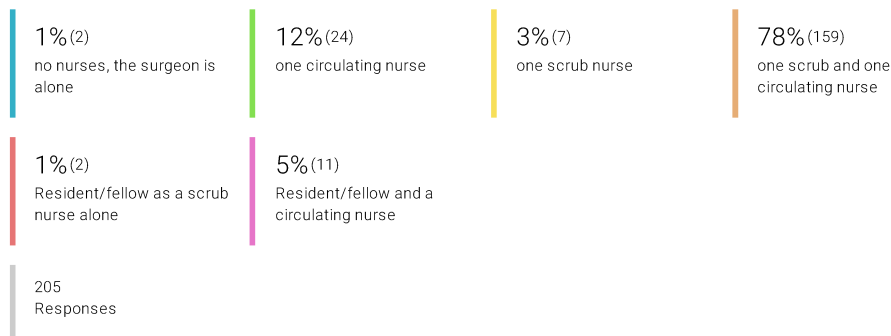
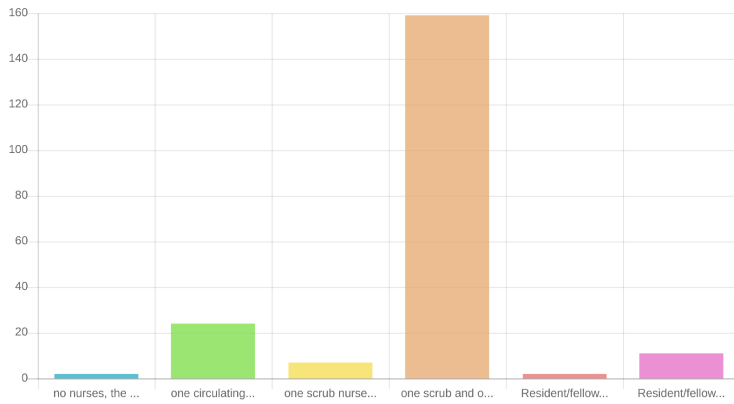
3 How many cataract surgeries per year are performed in your Institution? (choose one)



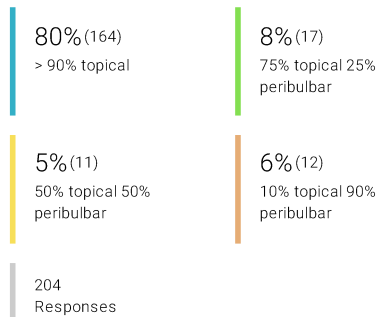
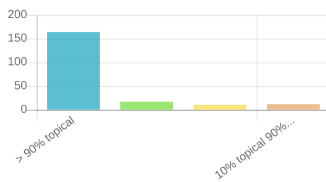
4 How many ophthalmic surgeons (MDs) are present at the same time in the OR during cataract surgery? (choose one)



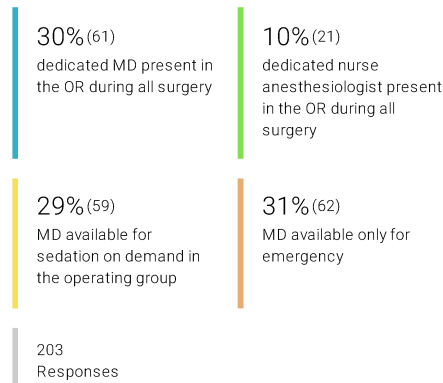
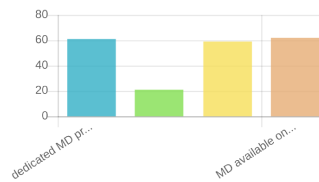
5 How many nurses are present at the same in the OR during cataract surgery? (choose one)



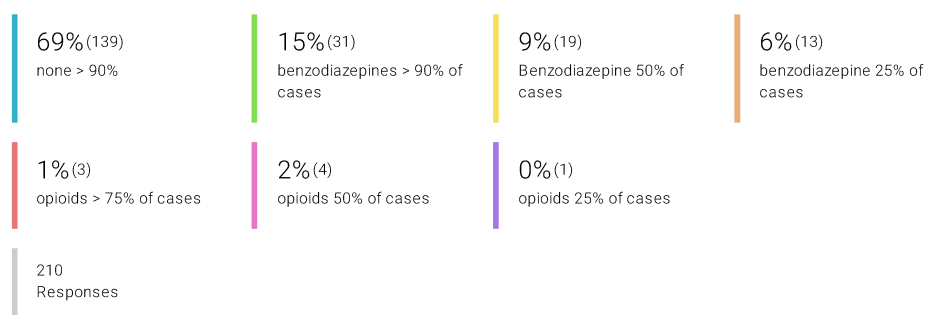
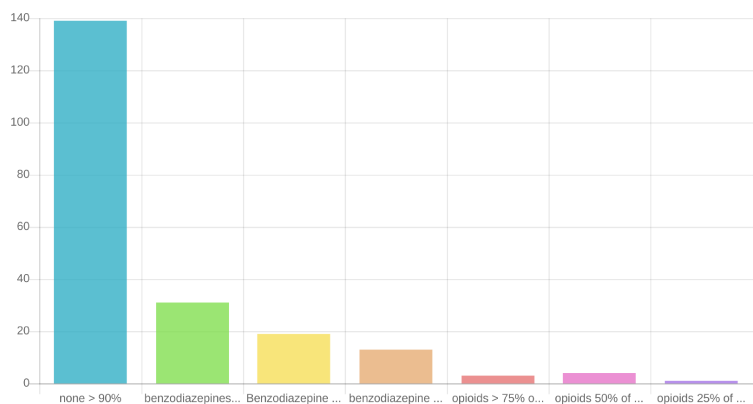
6 type of anesthesia for uncomplicated routine cases (choose one)



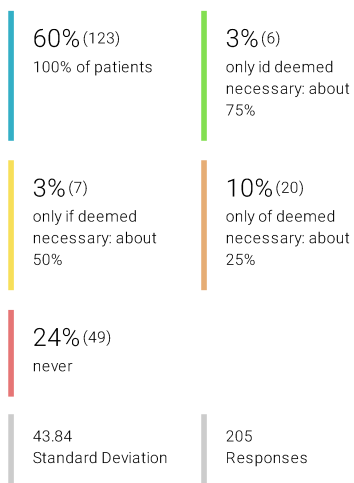
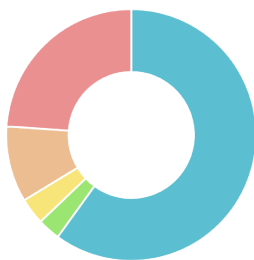
7 is there an anesthesiologist? (Choose one)



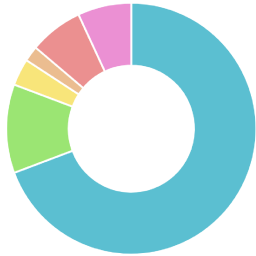
8 Sedation (may choose more than one)



9 does the patient have a vascular access during routine cataract surgery? (choose one)

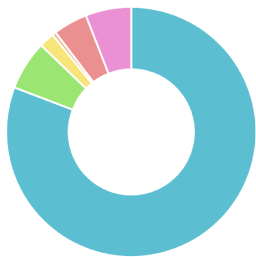


10 Does the patient have continuous ECG monitoring during routine cataract surgery? (choose one)



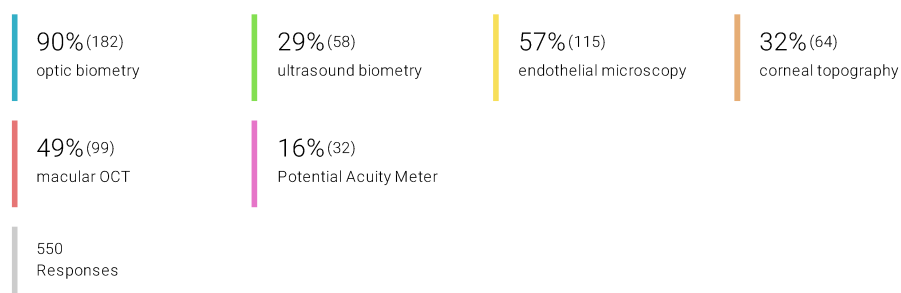
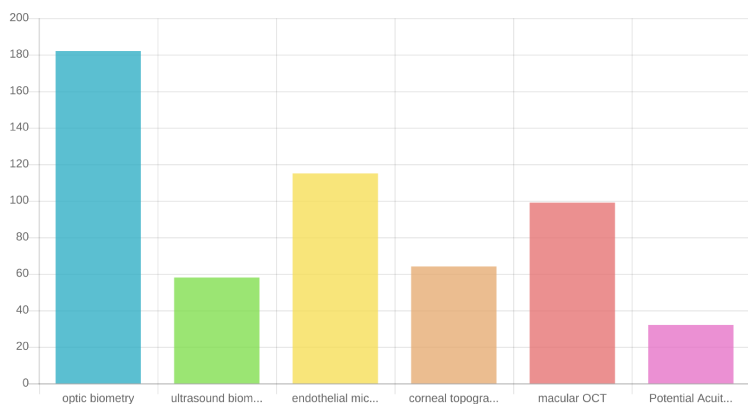
69% (140) 100% of cases	11% (23) no, never
3% (7) only in deemed necessary, roughly 75% of cases	2% (4) only if deemed necessary, roughly 50% of cases
7% (14) only in deemed necessary, roughly 25% of cases	7% (14) only in deemed necessary, roughly 5% of cases
47.93 Standard Deviation	202 Responses

11 Does the patient have continuous blood pressure monitoring during routine cataract surgery? (choose One)

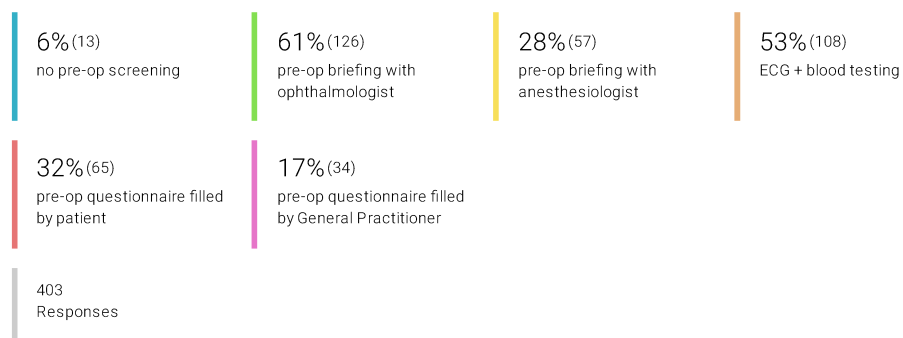
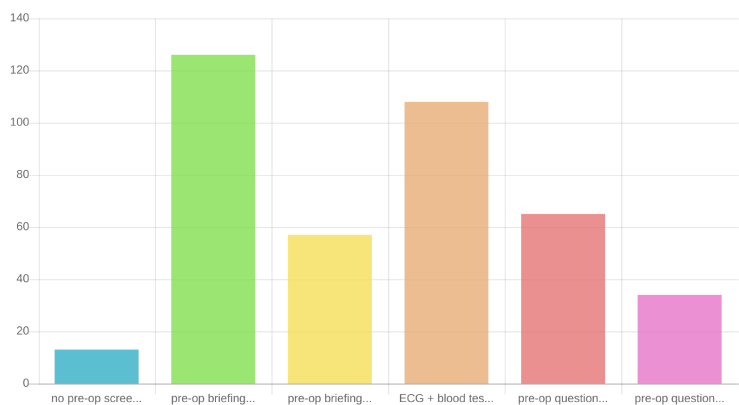


81% (164) 100% of cases	6% (13) no, never
2% (4) only in deemed necessary, roughly 75% of cases	0% (1) only if deemed necessary, roughly 50% of cases
4% (9) only in deemed necessary, roughly 25% of cases	6% (12) only in deemed necessary, roughly 5% of cases
58.36 Standard Deviation	203 Responses

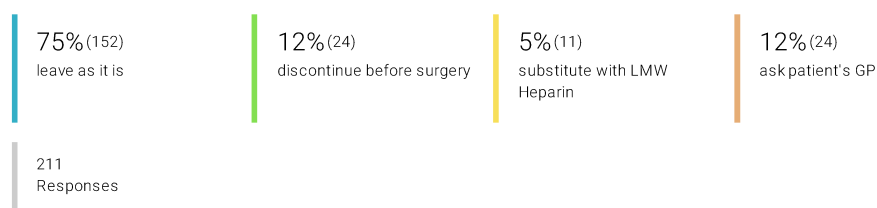
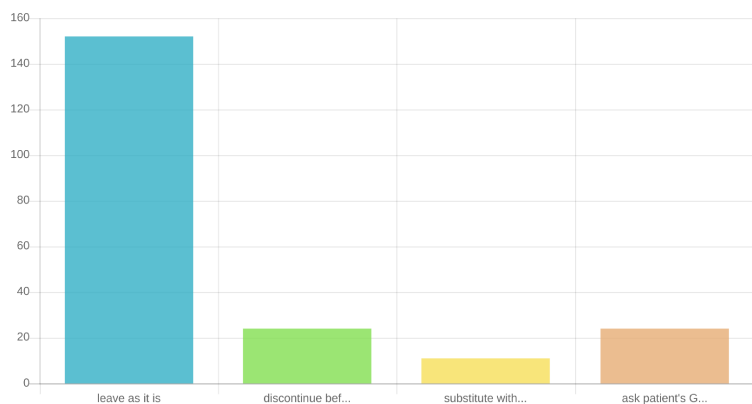
12 pre-op ocular diagnostics ROUTINELY used: (may choose more than one)



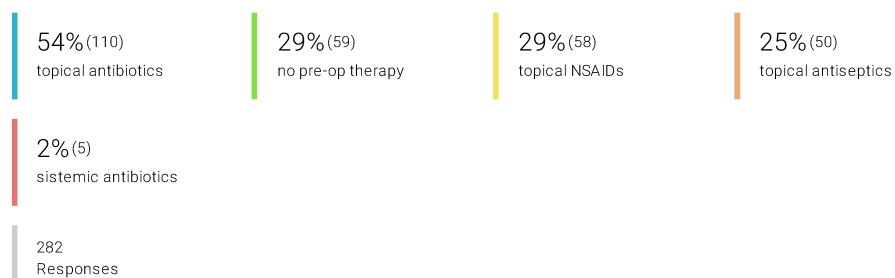
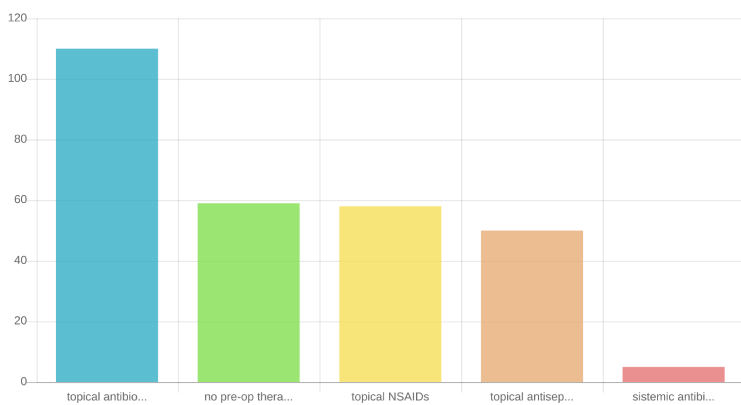
13 Pre-operative testing (may choose more than one)



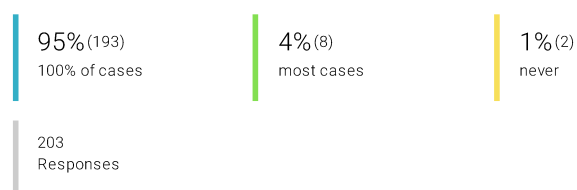
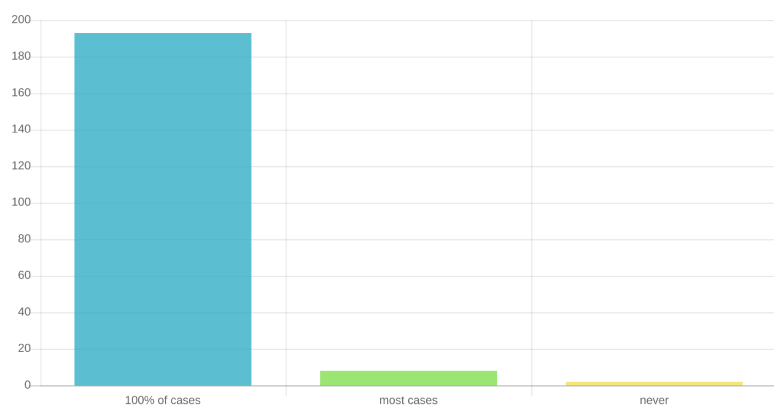
14 Use of anti-coagulants / anti-aggregants (choose one)



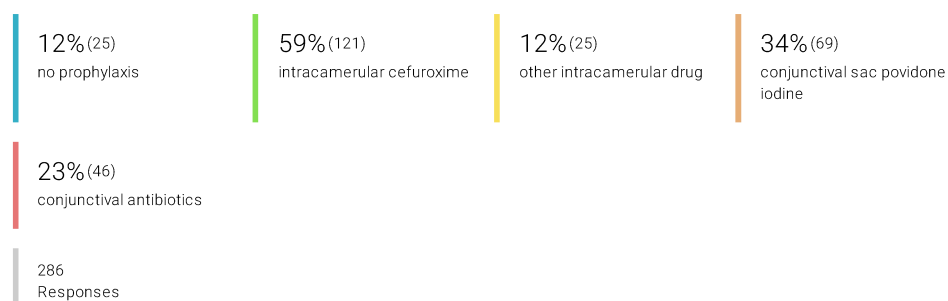
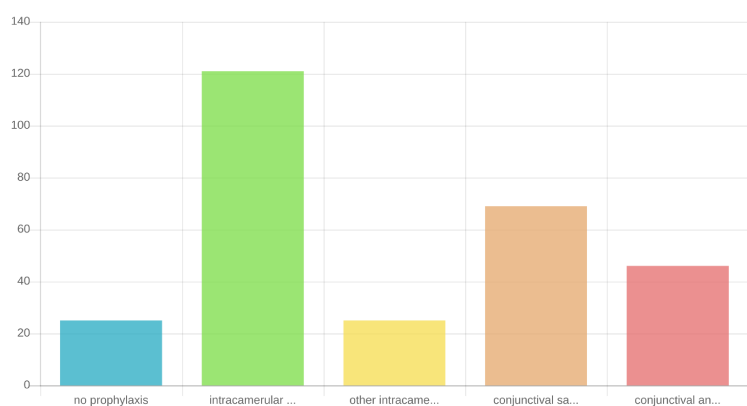
15 Pre-operative prophylaxis (may choose more than one)



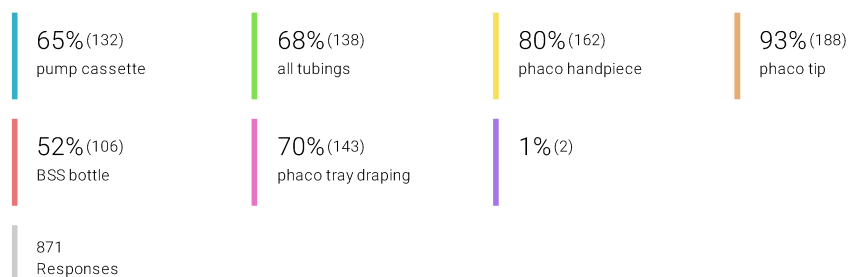
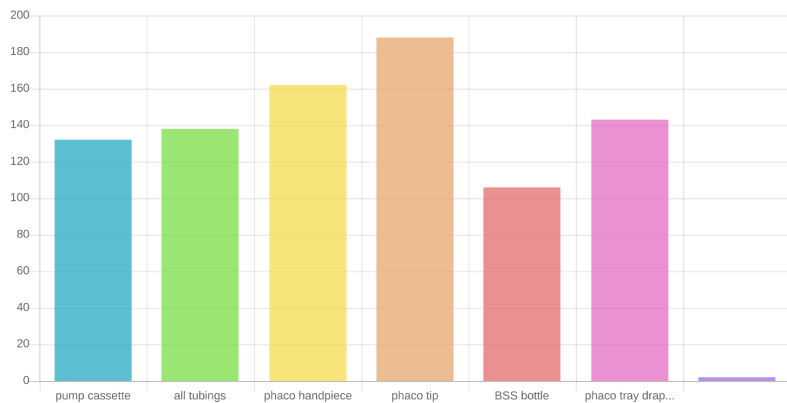
16 Povidone iodine before surgery (choose one)



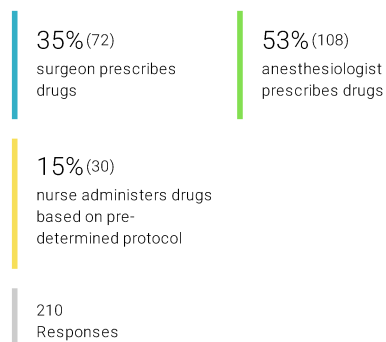
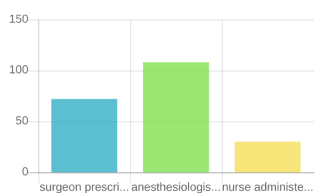
17 Intra-op endophthalmitis prophylaxis at the end of surgery (may choose more than one)



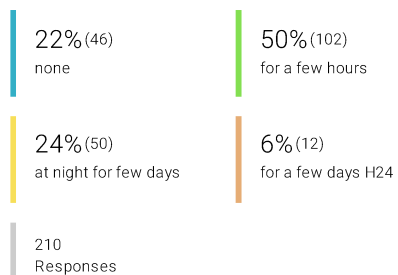
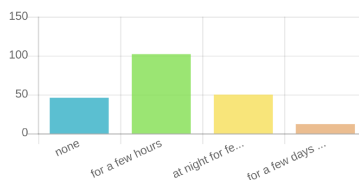
18 Mark all materials changed with a sterile one after EACH and EVERY routine cataract surgery: (may choose more than one)



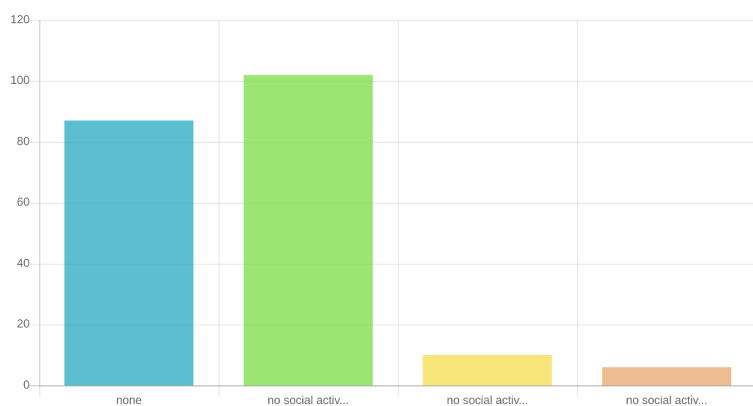
19 Management of intra-operative systemic pressure spikes / anxiety (choose one)




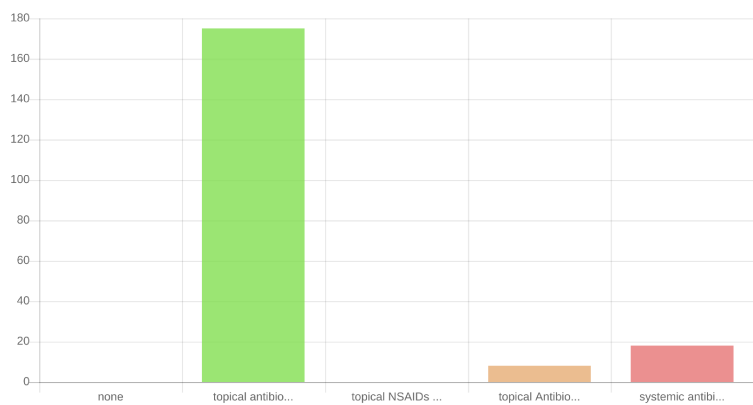
20 Post-op patching (choose one)



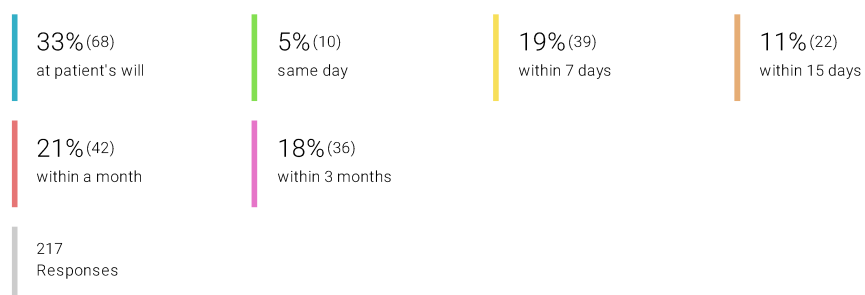
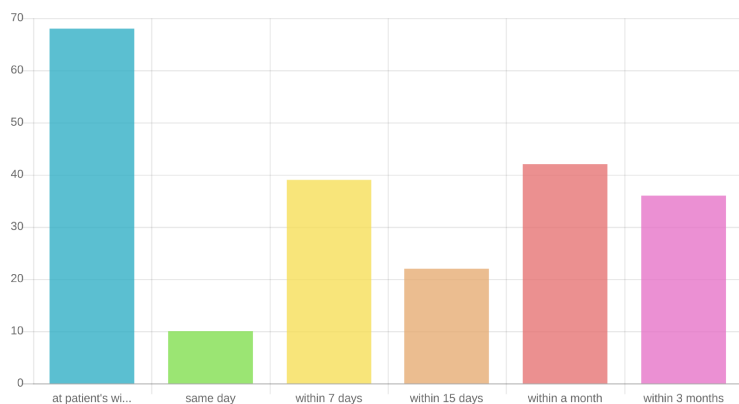
21 Post-op restrictions (Choose one)



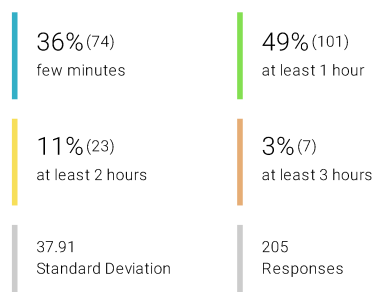
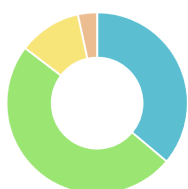
22 Post-op therapy (choose one)



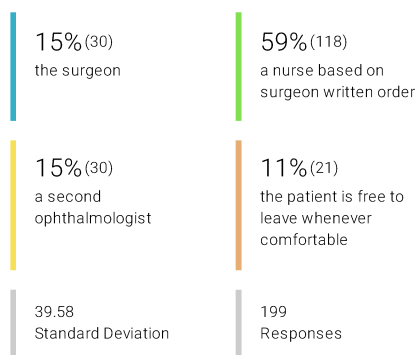
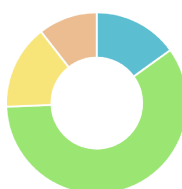
23 Second eye (choose one)



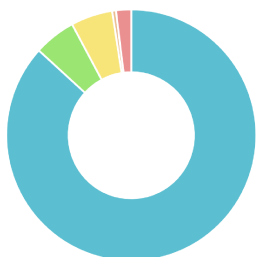
24 length of stay within the premises of the Surgical Centre AFTER surgery for monitoring reason (choose one)



25 Who discharges the patient from surgical center after surgery? (choose one)



26 post-op visit schedule is approximately (choose one)



87% (177)
day 1, 7, 30

5% (11)
day 7, 30

5% (11)
day 30

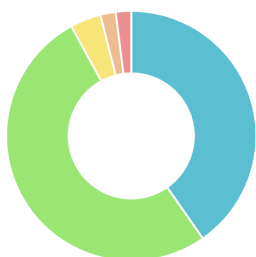
0% (1)
patients makes an appointment based on his/her needs

2% (4)
patient is instructed to call and make an appointment if he/she feels anything goes wrong

68.21
Standard Deviation

204
Responses

27 Who sees the patient post routine cataract surgery? (choose one)



40% (81)
always same surgeon

52% (104)
any ophthalmologist on duty in the day of control visit

4% (8)
referring ophthalmologist

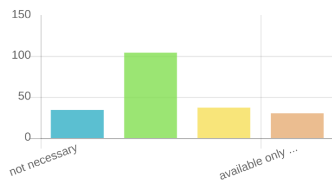
2% (4)
optometrist

2% (4)
nurse

43.34
Standard Deviation

201
Responses

28 if cost were NOT an issue would you like a dedicated anesthesiologist?
(choose one)



17% (34)
not necessary

51% (104)
yes

18% (37)
available for sedation in
the same floor is enough

15% (30)
available only for
emergency is enough