



Integrated and differential fiducial cross-section measurements for the vector boson fusion production of the Higgs boson in the $H \rightarrow WW^* \rightarrow e\nu\mu\nu$ decay channel at 13 TeV with the ATLAS detector

The ATLAS Collaboration

The vector-boson production cross-section for the Higgs boson decay in the $H \rightarrow WW^* \rightarrow e\nu\mu\nu$ channel is measured as a function of kinematic observables sensitive to the Higgs boson production and decay properties as well as integrated in a fiducial phase space. The analysis is performed using the proton–proton collision data collected by the ATLAS detector in Run 2 of the LHC at $\sqrt{s} = 13$ TeV center-of-mass energy corresponding to an integrated luminosity of 139 fb^{-1} . The different flavor final state is studied by selecting an electron and a muon originating from a pair of W bosons and compatible with the Higgs boson decay. The data are corrected for the effects of detector inefficiency and resolution, and the measurements are compared with different state-of-the-art theoretical predictions. The differential cross-sections are used to constrain anomalous interactions described by dimension-six operators in an Effective Field Theory.

Contents

1	Introduction	2
2	ATLAS detector	4
3	Data samples and Monte Carlo event simulation	5
3.1	Signal predictions	6
3.2	Background Monte Carlo samples	7
4	Event reconstruction and selection	10
4.1	Event and object reconstruction	10
4.2	Event selection	11
5	Fiducial phase space, acceptance and measured observables	12
6	Background estimate	14
7	Cross-section determination	15
7.1	Multivariate discriminants	17
7.2	Integrated fiducial cross-section measurement	21
7.3	Differential fiducial cross-section measurements	21
7.4	Systematic uncertainties	24
8	Results	26
8.1	Integrated fiducial cross-section	26
8.2	Differential fiducial cross-sections	28
9	Constraints on anomalous interactions	34
10	Conclusion	40
	Appendix	42
A	Background normalization factors	42
B	Correlation Matrices	44

1 Introduction

A particle consistent with the Standard Model (SM) Higgs boson predictions and a mass of approximately 125 GeV was discovered by the ATLAS and CMS Collaborations [1, 2] in 2012 using proton–proton (pp) collision data produced by the Large Hadron Collider (LHC) at CERN. Its properties were studied in 2011 and 2012 data sets at 7 and 8 TeV center-of-mass energies (\sqrt{s}), referred to as Run 1, and with $\sqrt{s} = 13$ TeV data collected between 2015 and 2018, referred to as Run 2.

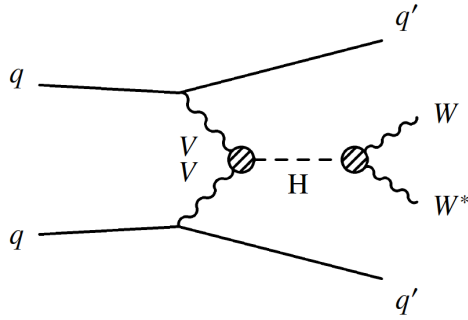


Figure 1: Diagram for the Higgs boson production in the VBF mode with V representing a W or Z vector boson. The Higgs boson coupling vertices are marked with circles.

In the vector-boson-fusion (VBF) processes, quarks from the colliding protons radiate weak vector bosons that fuse to form the Higgs boson. The VBF process is the second most frequent Higgs boson production mechanism at the LHC, following the gluon–gluon fusion (ggF) process [3] where the interacting gluons produce a Higgs boson predominantly through a top-quark loop. The VBF signature is characterized by the presence of jets from each of the interacting quarks with a large rapidity gap between them and a large invariant mass of the dijet system. Radiative hadronic activity between the two jets is suppressed because of the absence of color connection between the two quarks. The measured cross-section of the VBF production process directly probes the Higgs boson couplings to W and Z bosons. The VBF production of the Higgs boson was measured by the ATLAS and CMS experiments in several decay channels and the combined results at 13 TeV center-of-mass energy are presented in Refs. [4, 5] with the LHC Run 2 data set.

The $H \rightarrow WW^*$ decay channel has the second-largest branching fraction and allowed for the most precise Higgs boson cross-section measurements in Run 1 [6]. The VBF production of the $H \rightarrow WW^* \rightarrow e\nu\mu\nu$ channel was previously studied by the CMS [7, 8] and the ATLAS [9–11] Collaborations using a partial Run 2 data set corresponding to an integrated luminosity of approximately 36 fb^{-1} and at lower center-of-mass energies of 7 TeV and 8 TeV in Run 1. The observation of the VBF $H \rightarrow WW^* \rightarrow e\nu\mu\nu$ process was reported by the ATLAS Collaboration using the full Run 2 data set at 13 TeV center-of-mass energy, corresponding to 139 fb^{-1} [12]. The CMS Collaboration has also reported the measurement of the VBF $H \rightarrow WW^* \rightarrow e\nu\mu\nu$ process and its differential cross-section in the simplified template cross-section framework, using the full Run 2 data set of 138 fb^{-1} [13]. Figure 1 shows an example of a tree-level Feynman diagram for the Higgs boson production via VBF in the $H \rightarrow WW^*$ decay channel.

This paper presents the measurement of fiducial cross-sections for the VBF $H \rightarrow WW^* \rightarrow e\nu\mu\nu$ channel. The full ATLAS Run 2 data set, consisting of proton–proton collision data at $\sqrt{s} = 13 \text{ TeV}$ center-of-mass energy taken between 2015 and 2018, is used. The total integrated luminosity, after imposing data quality requirements, is 139 fb^{-1} .

Several SM processes result in final states with two electrically charged leptons, neutrinos, and jets. Therefore, stringent selection requirements are applied to enhance the data sample with signal events and suppress the contamination from background processes. Selection criteria were studied and optimized relative to previous ATLAS VBF $H \rightarrow WW^* \rightarrow e\nu\mu\nu$ studies [12] for an accurate measurement of the production cross-section in a fiducial phase space as well as differentially. Such selections aim to maximize the statistical significance of the VBF $H \rightarrow WW^* \rightarrow e\nu\mu\nu$ signal process and minimize the impact of the uncertainties associated with the background estimations and signal modeling. The $H \rightarrow WW^* \rightarrow e\nu\mu\nu$

event candidates are identified by selecting one electron and one muon with opposite charges and close in azimuthal angle. The backgrounds from low-energy resonances and Z/γ^* +jets events are further suppressed by imposing kinematic requirements on the two charged leptons, while the background from top-quark production processes is reduced by imposing a veto on events with b -quark jets. The VBF production mode is selected by requiring at least two energetic jets and is distinguished from other Higgs boson production modes (most notably ggF) by applying further kinematic requirements. Those requirements include event vetoes based on the lepton and the jet kinematics as well as additional requirements on the invariant mass and rapidity separation of the two leading jets, i.e., the jets with the greatest transverse momentum (p_T).

The signal contribution is extracted from a simultaneous binned likelihood fit of multivariate analysis discriminants to data in several kinematic regions. The contamination of the major background processes in the data sample is estimated from data in signal-enhanced regions (signal regions) and in background-enhanced regions (control regions). The measured signal cross-section is corrected (unfolded) for detector inefficiency and resolution and is measured in a fiducial region close to the experimental event selection thus minimizing the model dependence in the extrapolation from the detector-level signal region to the particle-level fiducial region. The unfolding to particle level is implemented using detector response corrections directly in the likelihood fit.

The differential fiducial cross-section is measured as a function of variables sensitive to the properties of the Higgs boson, such as spin, parity, interactions, production and decay, as well as those of the associated jets. Statistical correlations among pairs of these differential cross-sections are calculated to allow future re-interpretations of the experimental results. The cross-section measurements are compared with fixed-order calculations at leading-order (LO) and next-to-leading-order (NLO) in quantum-chromodynamics (QCD) and electroweak (EW) corrections as well as with parton-shower simulations.

The differential fiducial cross-section measurements are also interpreted in an Effective Field Theory (EFT) formalism to set limits on anomalous couplings that may affect the interaction vertices in the VBF production of the Higgs boson and in its decay to the $e\nu\mu\nu$ final state.

The paper is organized as follows. An overview of the ATLAS detector is given in Section 2, while the data and simulated signal and background samples are described in Section 3. The selection of the Higgs boson candidate events is detailed in Section 4, while Section 5 outlines the fiducial phase-space definitions for the integrated and the differential cross-section measurements as well as the observables that are unfolded to particle-level in the differential cross-section measurements. Section 6 describes the background estimate techniques. The statistical analysis used to extract the cross-sections and the unfolding strategy together with the estimate of systematic uncertainties are described in Section 7. Experimental results and their comparisons to SM predictions are presented in Section 8, while their interpretation to constrain anomalous interactions are discussed in Section 9. Concluding remarks are given in Section 10.

2 ATLAS detector

The ATLAS detector [14] at the LHC covers nearly the entire solid angle around the collision point. It consists of an inner tracking detector surrounded by a thin superconducting solenoid, electromagnetic and hadron calorimeters, and a muon spectrometer incorporating three large superconducting air-core toroidal magnets.

The inner-detector system (ID) is immersed in a 2 T axial magnetic field and provides charged-particle tracking in the range of $|\eta| < 2.5$ ¹. The high-granularity silicon pixel detector covers the vertex region and typically provides four measurements per track, the first hit normally being in the insertable B-layer (IBL) installed before Run 2 [15, 16]. It is followed by the silicon microstrip tracker (SCT), which usually provides eight measurements per track. These silicon detectors are complemented by the transition radiation tracker (TRT), which enables radially extended track reconstruction up to $|\eta| = 2.0$. The TRT also provides electron identification information based on the fraction of hits (typically 30 in total) above a higher energy-deposit threshold corresponding to transition radiation.

The calorimeter system covers the pseudorapidity range $|\eta| < 4.9$. Within the region $|\eta| < 3.2$, electromagnetic calorimetry is provided by barrel and endcap high-granularity lead/liquid-argon (LAr) calorimeters, with an additional thin LAr presampler covering $|\eta| < 1.8$ to correct for energy loss in material upstream of the calorimeters. Hadron calorimetry is provided by the steel/scintillator-tile calorimeter, segmented into three barrel structures within $|\eta| < 1.7$, and two copper/LAr hadron endcap calorimeters. The solid angle coverage is completed with forward copper/LAr and tungsten/LAr calorimeter modules optimized for electromagnetic and hadronic energy measurements respectively.

The muon spectrometer (MS) comprises separate trigger and high-precision tracking chambers measuring the deflection of muons in a magnetic field generated by the superconducting air-core toroidal magnets. The field integral of the toroids ranges between 2.0 and 6.0 T m across most of the detector. Three layers of precision chambers, each consisting of layers of monitored drift tubes, cover the region $|\eta| < 2.7$, complemented by cathode-strip chambers in the forward region, where the background is highest. The muon trigger system covers the range $|\eta| < 2.4$ with resistive-plate chambers in the barrel, and thin-gap chambers in the endcap regions.

Events are selected by the first-level trigger system implemented in custom hardware, followed by selections made by algorithms implemented in software in the high-level trigger [17]. The first-level trigger accepts events from the 40 MHz bunch crossings at a rate below 100 kHz, which the high-level trigger further reduces to record events to disk at about 1 kHz.

An extensive software suite [18] is used in data simulation, in the reconstruction and analysis of real and simulated data, in detector operations, and in the trigger and data acquisition systems of the experiment.

3 Data samples and Monte Carlo event simulation

The analysis was performed on pp collision data collected by the ATLAS experiment at a center-of-mass energy of $\sqrt{s} = 13$ TeV. The data were recorded between 2015 and 2018, corresponding to an integrated luminosity of 139 fb^{-1} . The data were subjected to quality requirements [19], including the removal of events recorded when relevant detector components were not operating correctly.

Monte Carlo (MC) event generators were used to simulate the signal and background events produced in the pp collisions. These samples were used to optimize the selection and identification of the signal process, evaluate systematic uncertainties, and correct the data for detector inefficiency and resolution. The

¹ ATLAS uses a right-handed coordinate system with its origin at the nominal interaction point (IP) in the center of the detector and the z -axis along the beam pipe. The x -axis points from the IP to the center of the LHC ring, and the y -axis points upwards. Cylindrical coordinates (r, ϕ) are used in the transverse plane, ϕ being the azimuthal angle around the z -axis. The pseudorapidity is defined in terms of the polar angle θ as $\eta = -\ln \tan(\theta/2)$. Angular distance is measured in units of $\Delta R \equiv \sqrt{(\Delta\eta)^2 + (\Delta\phi)^2}$.

MC simulations were optimized to match the varying experimental conditions in the data collected in the 2015-2018 period. Predictions at parton level using fixed-order calculations are also made at different orders in QCD and EW higher-order corrections for the VBF $H \rightarrow WW^* \rightarrow e\nu\mu\nu$ signal process, and, together with the MC simulations at particle level for the signal process, are compared with the unfolded experimental cross-section measurement, as reported in Section 8.

Higgs boson production and decay into a pair of W bosons were simulated for each of the four main production modes: ggF, VBF, and associated WH/ZH productions. The Higgs boson production in association with a heavy quark pair ($t\bar{t}H$, $b\bar{b}H$) was found to give a negligible contribution. All Higgs boson samples were generated with a Higgs boson mass of 125 GeV. In the following, the details of the production of VBF $H \rightarrow WW^* \rightarrow e\nu\mu\nu$ signal and background samples from other Higgs boson production modes and SM background processes are given.

The signal and background events were processed with the GEANT4 [20] simulation of the ATLAS detector [21] and reconstructed using the same algorithms as used for the data. The simulated energy deposits in the calorimeters and the simulated momenta are corrected using dedicated procedures detailed in Refs. [22, 23]. Differences in lepton trigger, reconstruction and isolation efficiencies between detector-level simulation and data are corrected on an event-by-event basis using p_T - and η -dependent scale factors for each lepton [23, 24]. The effect of multiple pp interactions (pile-up) in the same or nearby bunch crossings is accounted for using inelastic pp interactions generated by PYTHIA 8.186 [25] using the A3 tune [26] and the NNPDF2.3LO parton distribution function (PDF) set [27]. These inelastic pp interactions were added to the signal and background samples that were processed with the ATLAS detector simulation and were weighted such that the distribution of the average number of reconstructed pp interactions in simulation matches the one observed in the data.

3.1 Signal predictions

The predictions for the signal VBF $H \rightarrow WW^* \rightarrow e\nu\mu\nu$ processes, including contributions from $W \rightarrow \tau\nu$ decays, were simulated using calculations that implement different approximations in QCD and EW higher-order corrections as well as different modeling of parton showering (PS), hadronization, and underlying event (UE). A summary of the simulations for the signal process is presented in Table 1 and further details of each generator are given below.

The default MC sample for signal events was generated with POWHEG-BOX v2 [28–31], interfaced with PYTHIA 8.230 [32] to model the PS, hadronization, and UE. The dipole-recoil option was enabled in PYTHIA 8 to simulate the recoil of radiation in the VBF process and reduce hard and central radiation [33]. The PDF set NNPDF3.0NLO was used in the matrix-element (ME) calculations and the AZNLO tune [34] of PYTHIA 8 parameters was used in the MC generation. The EVTGEN v1.6.0 program [35] was used for the properties of the bottom and charm hadron decays. The POWHEG prediction is accurate to NLO in QCD corrections and tuned to match calculations with effects due to finite heavy-quark masses and soft-gluon resummations up to next-to-next-to-leading-logarithm (NNLL). The MC prediction was normalized to a cross-section calculated up to the full NLO in QCD and EW couplings [36, 37] with an additional approximate next-to-next-to-leading order (NNLO) QCD correction [38]. The sample normalization accounts for the decay branching ratios calculated with HDECAY [39–41] and PROPHECY4F [42–44]. Systematic variations were generated as event weights to account for uncertainties associated with PDFs (using the 30 variations of the PDF4LHC15 PDF set [45]), α_s (using 0.117 and 0.119 as variations), and higher-order effects (varying renormalization μ_R and factorization μ_F scales independently by factors of 0.5

and 2 with $0.5 \leq \mu_F/\mu_R \leq 2$ as a constraint on their ratio). This sample is referred to as POWHEG+PYTHIA 8 production.

A second MC signal sample was generated using the same events generated with POWHEG, but interfaced to HERWIG 7.1.3 [46, 47] as an alternative model of PS, hadronization, and UE. The UE is modeled with JIMMY [48], using the H7UE set of tuned parameters [47] based on the MMHT2014LO PDF set [49]. This sample is referred to as POWHEG+HERWIG 7 production.

A third MC signal sample was produced with the MADGRAPH5_AMC@NLO [50] generator interfaced to HERWIG 7.1.6 to assess effects related to the matching between the ME and the PS. The MADGRAPH5_AMC@NLO generator implements the CKKW scheme [51] to remove overlaps between the ME and the PS and calculates the matrix element of the full process, including the Higgs boson decay by MADSPIN [52]. This calculation is accurate to NLO in QCD corrections and utilizes the NNPDF3.0NLO [53] PDF set. The EVTGEN v1.7.0 program was used to simulate the bottom and charm hadron decays. The H7UE set of tuned HERWIG 7 parameters and the MMHT2014LO PDF set were used for the UE. This sample is referred to as MG5+HERWIG 7 production.

Another set of three distinct predictions for the signal process were produced at LO and NLO accuracies in the strong and electroweak couplings using the VBFNLO generator version 2.7.1 [54]. In contrast to the other MC samples, the events generated by VBFNLO were produced only at particle or parton levels. The momentum transfer of the exchanged gauge boson was used as the dynamic scale of the process, the Fermi constant G_F was used as the EW scheme, and different NLO PDF sets were used in the event generation, such as CT14 [55], MMHT14 [49], and NNPDF3.0NLO [53]. The individual QCD and EW NLO correction factors relative to the LO cross-section (k -factors) are 0.81 and 0.99, respectively, in the considered phase space while their simultaneous application amounts to an overall 0.79 correction as it includes the combined QCD and EW contributions. The ME calculation by VBFNLO at LO was also interfaced with PYTHIA 8.244 to simulate PS, hadronization, and UE, using the A14 set of tuned parameters [56]. In this event generation, the properties of the bottom and charm hadron decays were simulated using the EVTGEN v1.7.0 program. The parton-level fixed-order predictions calculated with VBFNLO at LO and NLO in QCD and EW couplings are referred to as VBFNLO@LO and VBFNLO@NLO, respectively, while the VBFNLO prediction at LO showered with PYTHIA 8 is referred to as VBFNLO@LO+PYTHIA 8 production. Finally, a correction was calculated for the VBFNLO@NLO and VBFNLO@LO predictions to account for the missing τ -lepton decays in this generator. Such a correction was applied multiplicatively in each bin of VBFNLO@NLO kinematic distributions as the ratio of VBFNLO@LO+PYTHIA 8 productions with and without τ -lepton decays. This correction is on average 13% and ranges between 5% and 25% in the selected phase space. Three sources of uncertainties were accounted for in all VBFNLO predictions, i.e., PDF, α_s , and QCD scales, using the same procedures as in the POWHEG+PYTHIA 8 production.

3.2 Background Monte Carlo samples

The Higgs boson production and decay into a pair of W bosons were simulated for the ggF and associated WH/ZH production modes (collectively referred to as VH).

The simulation of the ggF Higgs boson production used the POWHEG method [28–30] for merging the NLO Higgs boson + jet cross-section with the PS and the MINLO method [57–59] to simultaneously achieve NLO accuracy for the inclusive Higgs boson production. The PS and non-perturbative effects were simulated using PYTHIA 8.212. In a second step, a reweighting procedure (NNLOPS [60, 61]), exploiting the Higgs boson rapidity distribution, was applied using HNNLO program [62, 63] to achieve NNLO accuracy in

Table 1: Summary of generators used for simulating the signal VBF $H \rightarrow WW^* \rightarrow e\nu\mu\nu$ processes. The details and the corresponding references are provided in the body of the text.

Simulation Name	Generator	ME Accuracy	PDF	Shower & Hadronization	UE & PS Parameter Set
POWHEG+PYTHIA 8	POWHEG-BOX v2	NLO QCD & EW + approx. NNLO QCD	NNPDF3.0NLO	PYTHIA 8.230 +EVTGEN v1.6.0	AZNLO
POWHEG+HERWIG 7	POWHEG-BOX v2	NLO QCD & EW + approx. NNLO QCD	NNPDF3.0NLO	HERWIG 7.1.3 +EVTGEN v1.6.0	H7UE
MG5+HERWIG 7	MADGRAPH5_AMC@NLO	NLO QCD, LO EW	NNPDF30NLO	HERWIG 7.1.6 EVTGEN v1.7.0	H7UE
VBFNLO@LO	VBFNLO 2.7.1	LO QCD & EW	NNPDF3.0NLO CT14, MMHT14	-	-
VBFNLO@NLO	VBFNLO 2.7.1	NLO QCD & EW	NNPDF3.0NLO CT14, MMHT14	-	-
VBFNLO@LO+PYTHIA 8	VBFNLO 2.7.1	LO QCD & EW	NNPDF3.0NLO CT14, MMHT14	PYTHIA 8.244 +EVTGEN v1.7.0	A14

the strong coupling constant. The cross-section was normalized to next-to-next-to-next-to-leading order (N^3 LO) in the strong coupling, and included NLO EW corrections [64–74]. To assess the impact of the PS model and its matching to the ME, an independent sample of ggF events was simulated with POWHEG interfaced to HERWIG 7.

Higgs boson production in association with a vector boson, VH , was simulated using POWHEG-BOX v2 MINLO interfaced with PYTHIA 8 for PS and non-perturbative effects. The prediction is accurate to NLO for the production of VH plus one jet. The MC prediction was normalized to cross-sections calculated at NNLO in the strong coupling with NLO electroweak corrections [75–79].

The ggF Higgs boson samples were generated with NNPDF3.0NNLO PDFs in the ME while the VH samples with NNPDF3.0NLO PDFs. Both sets of processes used the AZNLO tune of PYTHIA 8 parameters and the EVTGEN v1.2.1 program [35] to simulate the properties of the bottom and charm hadron decays. The normalizations account for the decay branching ratios calculated with HDECAY and PROPHECY4F.

The main sources of other SM backgrounds include events from the production of dibosons, top-quark, Z/γ^* +jets, W +jets, and multijets.

The QCD-induced WW processes were simulated with the SHERPA 2.2.2 [80] generator and NNPDF3.0NNLO set of PDFs. These events originating from the scattering of two quarks or a quark and a gluon were simulated in the fully leptonic final states using matrix elements at NLO accuracy in QCD for up to one additional parton and at LO accuracy for up to three additional parton emissions. To assess the impact of the PS model and its matching to the ME, independent samples of WW events were simulated with POWHEG interfaced to the HERWIG ++ and PYTHIA 8 parton showers. Samples for the loop-induced $gg \rightarrow VV$ processes (with V indicating W and Z bosons) were generated with SHERPA 2.2.2 using a LO-accurate ME for up to one additional parton emission and NNPDF3.0NNLO set of PDFs. The WW sample was normalized to the NLO $gg \rightarrow VV$ cross-section [81] corresponding to a k -factor of 2.3. The electroweak WW production in the final state with two opposite charge leptons and two neutrinos in association with two jets was simulated using the MADGRAPH5_AMC@NLO generator with LO-accurate matrix elements and with the NNPDF3.0NLO PDF set interfaced to PYTHIA 8.

Other QCD-induced diboson processes, i.e., ZZ and WZ/γ^* , were simulated at NLO accuracy in QCD with POWHEG generator and the CT10NLO PDF set, interfaced to the PYTHIA 8 parton shower, except the events with final states with four charged leptons, and three charged leptons and a neutrino, which were

simulated with SHERPA 2.2.2 using matrix elements at NLO accuracy in QCD for up to one additional parton and at LO accuracy for up to three additional parton emissions and the NNPDF3.0NNLO set of PDFs.

The production of $V\gamma$ final states was simulated with the SHERPA 2.2.8 generator. Matrix elements were calculated at NLO QCD accuracy for up to one additional parton and at LO accuracy for up to three additional parton emissions. For all diboson samples, the ME calculations were matched and merged with the SHERPA parton shower based on the dipole factorization [82, 83] using the MEPS@NLO prescription [51, 84–86] and the virtual QCD correction were provided by the OPENLOOPS library [87]. The default set of tuned parameters in SHERPA was used for hadronization and UE activity, based on the NNPDF3.0NNLO set of PDFs.

The QCD-induced production of Z/γ^* +jets was simulated with the SHERPA 2.2.1 generator using NLO matrix elements for up to two partons and LO matrix elements for up to four partons calculated with the COMIX and OPENLOOPS libraries [88, 89]. They were matched with the SHERPA parton shower using the MEPS@NLO prescription and used the default set of tuned parameters in SHERPA for hadronization and UE activity. The NNPDF3.0NNLO set of PDFs was used and the samples were normalized to an NNLO prediction [90]. To assess the impact of the implementation of matrix element calculations and the matching to the PS, an alternative Z/γ^* +jets sample was simulated with MADGRAPH5_AMC@NLO interfaced to PYTHIA 8. Electroweak production of $\ell\ell jj$ final states was also generated with SHERPA 2.2.1, but using LO matrix elements with up to four additional parton emissions.

The production of $t\bar{t}$ events is modeled using the POWHEGBOX v2 generator at NLO with the NNPDF3.0NLO PDF set and the h_{damp} parameter² set to $1.5 m_{\text{top}}$ [91]. To correct for a known mismodeling of the leading lepton p_T due to missing higher-order corrections, an NNLO reweighting was applied to the sample [92]. The events were interfaced to PYTHIA 8.230 to model the PS, hadronization, and UE, with parameters set according to the A14 tune. The decays of bottom and charm hadrons were performed by EVTGEN v1.6.0. Samples were normalized using cross-sections calculated at NNLO+NNLL [93]. To assess the impact of the PS model, an independent sample of $t\bar{t}$ events was simulated with POWHEG interfaced to HERWIG 7, while to assess the impact of the matrix element calculations and their matching to the PS, a sample simulated with MADGRAPH5_AMC@NLO interfaced to PYTHIA 8 was used.

The associated production of top quarks with W bosons (mainly tW) is modeled using the POWHEGBOX v2 generator at NLO in the strong coupling using the five-flavor scheme and the NNPDF3.0NLO set of PDFs. A diagram removal scheme [94] was used to remove interference and overlap with $t\bar{t}$ production. The events were interfaced to PYTHIA 8.230 using the A14 parameter tune. The decays of bottom and charm hadrons were performed by EVTGEN v1.6.0.

The W +jets and multijet backgrounds are estimated from data as detailed in Section 6, while MC samples were used to validate the methodology and evaluate uncertainties. For such studies, dedicated samples for W +jets and Z/γ^* +jets processes were simulated with POWHEG MINLO with the CT10NLO PDF set, interfaced to PYTHIA 8 with the AZNLO tune of parameters. As an alternative generator MADGRAPH5_AMC@NLO was used with NNPDF3.0NLO as PDF sets and interfaced to PYTHIA 8 tuned with the A14 parameter set.

² The h_{damp} parameter is a resummation damping factor and one of the parameters that controls the matching of POWHEG matrix elements to the parton shower and thus effectively regulates the high- p_T radiation against which the $t\bar{t}$ system recoils.

4 Event reconstruction and selection

The VBF $H \rightarrow WW^* \rightarrow e\nu\mu\nu$ event candidates were selected by requiring each event to have exactly one electron and one muon of opposite charge, in addition to at least two jets with specific kinematic configurations that enhance the VBF production mode. Events with a same-flavor lepton pair are not considered because they have a significant background from $Z/\gamma^* + \text{jets}$ processes. The details of the selection requirements are described below.

4.1 Event and object reconstruction

Candidate events were required to have at least one vertex with at least two associated tracks with $p_T > 500$ MeV. The vertex with the highest Σp_T^2 of the associated tracks was considered to be the primary vertex.

Candidate events were recorded using a combination of single-lepton triggers and a dilepton $e-\mu$ trigger to maximize the total trigger efficiency [95, 96]. The requirement on the transverse momentum threshold for single-electron (single-muon) triggers was 24 (20) GeV in 2015 together with loose isolation requirements. In the remainder of the Run 2 data-taking period, because of the higher instantaneous luminosities, the trigger thresholds of the single-lepton triggers were increased to 26 GeV and more restrictive isolation (and identification for electrons) requirements were applied to both the lepton flavors. Additionally, single-lepton triggers with higher p_T thresholds but with no isolation or with loosened identification criteria were used to increase the efficiency. The dilepton electron-muon trigger required a p_T threshold of 17 GeV for the electron and 14 GeV for the muon.

Electron candidates are reconstructed through association of energy clusters in the electromagnetic calorimeter with well-reconstructed tracks that are extrapolated to the calorimeter [23]. Electrons are required to satisfy $|\eta| < 2.47$, excluding the transition region $1.37 < |\eta| < 1.52$ between the barrel and end-caps in the LAr calorimeter. Muon candidates are reconstructed from a global fit of matched tracks from the inner detector and the muon spectrometer [24, 97], and are required to satisfy $|\eta| < 2.5$.

To reject particles misidentified as prompt leptons, several identification requirements as well as isolation and impact parameter criteria [24, 97, 98] are applied. For electrons, a likelihood-based identification method [98] is employed, which uses several discriminating variables such as shower shapes, track properties, and track-cluster-matching. Electrons must satisfy the quality requirements described in Ref. [98] that vary according to their transverse momenta: the *Tight* working point in the electron p_T range of 15–25 GeV, which has an efficiency of approximately 70% for electrons in this energy range, and the *Medium* working point for electrons with $p_T > 25$ GeV, which has an efficiency of approximately 85% for an electron with $p_T \sim 40$ GeV. For muons, a cut-based identification method [97] is employed and the *Tight* quality criterion, as defined in Ref. [97], is applied to combined tracks with $p_T > 15$ GeV with an efficiency of $\sim 93\%$. The impact parameter requirements are $|z_0 \sin \theta| < 0.5$ mm and $|d_0|/\sigma_{d_0} < 5$ (3) for electrons (muons)³. Leptons are also required to be isolated using information from inner detector tracks and energy clusters in the calorimeters in a cone around the lepton. The expected muon (electron) isolation efficiency is at least 89% (75%) with p_T (E_T) of 20 – 25 GeV and it reaches 90% or greater efficiency for p_T (E_T) greater than 40 GeV, using the working points defined in Refs. [24, 97, 98]. At least one of the offline reconstructed leptons must be matched to an online lepton candidate that triggered the recording of

³ The parameters z_0 and d_0 are the longitudinal and transverse impact parameters, respectively, defined in terms of the point of closest approach between the associated track and the primary vertex.

the event. In the case where the dilepton trigger is solely responsible for the recording of the event, each lepton must correspond to one of the trigger objects. This trigger matching scheme also requires the p_T of the offline lepton to be at least 1 GeV above the trigger-level threshold.

Jets are reconstructed within the calorimeter acceptance using the anti- k_r jet clustering algorithm using the FastJet code [99, 100] with a radius parameter of $R = 0.4$ and particle flow objects as input [101], which use tightly reconstructed tracks associated with the primary vertex. The energy of the jets is corrected for the non-compensating calorimeter response, noise threshold effects, energy loss from inactive material, and pile-up contamination. As part of the jet energy calibration a pile-up correction based on the concept of jet area is applied to the jet candidates [102]. A kinematic preselection of $p_T > 20$ GeV and $|\eta| < 4.5$ is applied on the jets.

The jet-vertex-tagger (JVT) multivariate discriminant selection [103] is used to separate hard-scatter jets from pile-up jets within the acceptance of the inner detector of $|\eta| < 2.5$ for jets with $20 < p_T < 60$ GeV, by utilizing calorimeter and tracking information.

Within the inner detector acceptance, jets with $p_T > 20$ GeV originating from the fragmentation of b -hadrons (b -jets) are identified using a deep-learning neural network, known as DL1r [104, 105], based on several lower-level taggers, which use relevant quantities such as the associated track impact parameters and information from secondary vertices. The chosen b -tagging operating point has an efficiency of 85% for selecting jets containing b -hadrons, as estimated from a sample of simulated $t\bar{t}$ events and validated with data.

An overlap removal procedure is applied to ensure that jets, electrons, and muons are not double counted. If two electrons share calorimetric energy clusters or a track, the lower- p_T electron is removed. If a muon shares an ID track with an electron, the electron is removed. For electrons and jets, the jet is removed if $\Delta R(\text{jet}, e) < 0.2$ and the jet is not tagged as a b -jet. For any surviving jets, the electron is removed if $\Delta R(\text{jet}, e) < \min(0.4, 0.04 + 10 \text{ GeV}/p_T^e)$. For muons and jets, the jet is removed if $\Delta R(\text{jet}, \mu) < 0.2$, the jet is not tagged as a b -jet and the jet has less than three associated tracks with $p_T > 500$ MeV or both the following conditions are met: the p_T ratio of the muon and the jet is larger than 0.5 ($p_T^\mu/p_T^{\text{jet}} > 0.5$) and the ratio of the muon p_T to the sum of p_T of tracks with $p_T > 500$ MeV associated to the jet is larger than 0.7. For any surviving jets, the muon is removed if $\Delta R(\text{jet}, \mu) < \min(0.4, 0.04 + 10 \text{ GeV}/p_T^\mu)$.

The missing transverse momentum E_T^{miss} (with magnitude E_T^{miss}) is defined as the negative vector sum of the p_T of all the selected leptons and jets together with reconstructed tracks (referred to as *soft term*) that are not matched to these objects but are consistent with originating from the primary vertex of the pp collision [106].

4.2 Event selection

The event selection was optimized to select VBF $H \rightarrow WW^* \rightarrow e\nu\mu\nu$ event candidates and comprises a preselection, applied commonly in the signal region (SR) and in the control regions (CRs) used to evaluate the backgrounds, defined in Section 6, followed by a dedicated SR selection. The event preselection and SR selection requirements based on event kinematics are summarized in Table 2. At the preselection level, events are first required to have exactly two⁴ different-flavor and opposite-sign charged leptons

⁴ While the transverse momentum and pseudorapidity requirements remain the same, the isolation criteria for additional leptons that are vetoed is looser than the nominal working point used for the two leading leptons and in the case of additional electrons or muons, a *Medium* identification quality [97] is used.

(e, μ) to reduce the background from diboson processes. The highest- p_T (leading) lepton is required to have $p_T > 22$ GeV and the subleading lepton $p_T > 15$ GeV. The invariant mass $m_{\ell\ell}$ of the lepton pair is required to be greater than 10 GeV to suppress background contributions from the Z/γ^* +jet and hadronic resonances. In addition, at least two jets must be reconstructed in the event with $p_T > 30$ GeV and $|\eta| < 4.5$. Among them, the two p_T -leading jets are tagged as originating from the VBF process. To reject background from top-quark production, events containing b -jets with $p_T > 20$ GeV are vetoed.

In addition to those selection criteria, further requirements are applied to define the SR. A veto on the background from $Z/\gamma^* \rightarrow \tau\tau$ production is implemented by requiring $m_{\tau\tau} < m_Z - 25$ GeV, where m_Z is the Z boson invariant mass (set to 91.1876 GeV) and $m_{\tau\tau}$ is the invariant mass of the hypothetical τ -lepton pair. This is calculated in the collinear approximation using the direction and magnitude of the measured missing transverse momentum and projecting it along the direction defined by the reconstructed charged lepton system [107]. To enhance the contribution of events with VBF topology, events are rejected if they contain either additional jets with $p_T > 20$ GeV that lie in the rapidity interval spanned by the dijet system (*central jet veto*, or CJV) or either lepton is outside the rapidity interval spanned by the dijet system (*outside lepton veto*, or OLV). To further suppress the background contamination and enhance the selection of the Higgs boson events in the SR, the invariant mass of the system of the two VBF-tagged jets (m_{jj}) is required to be greater than 450 GeV, the absolute difference of the rapidity of the two tagged jets ($|\Delta y_{jj}|$) must be greater than 2.1, and the absolute difference of the azimuthal angles of the two selected leptons ($|\Delta\phi_{\ell\ell}|$) must be less than 1.4 rad.

5 Fiducial phase space, acceptance and measured observables

The integrated and differential cross-sections for the VBF $H \rightarrow WW^* \rightarrow e\nu\mu\nu$ process are evaluated in a fiducial phase space defined by particle-level kinematic criteria for leptons and jets that closely follow those applied in the experimental SR event selection. The fiducial phase space is defined in Table 2. Only stable particles (with a mean lifetime $c\tau > 10$ mm) are considered in the fiducial region. Electrons and muons are required to satisfy this criterion and not to originate from hadrons or hadron decay products. Their respective momenta after quantum-electrodynamics (QED) final-state radiation are vectorially added to the momenta of photons emitted in a cone of size $\Delta R = 0.1$ around the lepton direction to form *dressed* charged leptons. Photons that originate from hadron decays are excluded. A minimal separation of $\Delta R = 0.1$ is required between the two charged leptons. Final-state particles with lifetimes greater than 30 ps are clustered into jets (referred to as particle-level jets) using the same algorithm as in detector-level jets, i.e., with the anti- k_t algorithm with radius parameter $R = 0.4$. The selected charged leptons and neutrinos from W -boson decays are not included in the jet clustering. Events containing b -tagged jets with $p_T > 20$ GeV, and $|\eta| < 4.5$ are vetoed. A jet is identified as b -tagged if it is ghost-associated [108] with one or more weakly decaying b -hadrons with $p_T > 5$ GeV. Events are vetoed if a selected jet is closer than $\Delta R = 0.4$ to a selected lepton.

The integrated fiducial cross-section is defined as

$$\sigma^{\text{fid}} = \frac{N_{\text{data}}^{\text{SR}} - N_{\text{bkg}}^{\text{SR}}}{C \times \mathcal{L}} \quad (1)$$

where the numerator is the number of signal events in the SR, defined as the number of events observed in data ($N_{\text{data}}^{\text{SR}}$) after the total number of estimated background events ($N_{\text{bkg}}^{\text{SR}}$) is subtracted away, \mathcal{L} is the

Table 2: Kinematic event selection criteria that define the signal region and the fiducial region. The central horizontal double line discriminates between preselection (top) and selection (bottom) requirements for the signal region. In the table ℓ stands for e or μ , and the definitions of lepton identification and isolation in the signal region are detailed in Section 4.1. For the fiducial region the leptons are dressed as detailed in Section 5. The overlap removal procedure between leptons and jets in the signal region is detailed in Section 4.1.

Selection Requirements	Signal Region	Fiducial Region
Lepton pair flavors	$e\text{-}\mu$	
Lepton pair charge	0	
Leading (subleading) lepton p_T	> 22 GeV (> 15 GeV)	
Lepton η^ℓ	$ \eta^\mu < 2.5$ $0 < \eta^e < 1.37$ or $1.52 < \eta^e < 2.47$	$ \eta^e < 2.5$
No. of additional leptons	0	
$\Delta R(\ell, \ell)$	overlap removal	> 0.1
$m_{\ell\ell}$	> 10 GeV	
$\Delta R(\ell, \text{jet})$	overlap removal	> 0.4
No. of jets ($p_T > 30$ GeV, $ \eta < 4.5$)	≥ 2	
No. of b -jets ($p_T > 20$ GeV, $ \eta < 2.5$)	0	
$m_{\tau\tau}$	$< m_Z - 25$ GeV	
Central jet veto ($p_T > 20$ GeV)	✓	
Outside lepton veto	✓	
m_{jj}	> 450 GeV	
$ \Delta y_{jj} $	> 2.1	
$ \Delta\phi_{\ell\ell} $	< 1.4 rad	

integrated luminosity, and C is a factor that accounts for detector inefficiencies. The factor C is estimated in simulation as the ratio of the number of signal events with one electron and one muon (including those from τ -lepton decays) passing the selection requirements at detector level as listed in Section 4 to those passing the fiducial selection (including $W \rightarrow \tau\nu$ decays) at particle level. The factor C has a value of 0.40 with an uncertainty of 2.4%, including experimental and theoretical sources, as detailed in Section 7.4. The numerical value of the factor C is driven by the selections on lepton and jet kinematics.

The integrated fiducial cross-section can be extrapolated to the fully inclusive VBF Higgs boson production cross-section σ^{tot} as defined in Ref. [64], with no Higgs or W boson decays and no kinematic requirements. It is obtained by dividing the integrated fiducial cross-section by an acceptance factor A such that $\sigma^{\text{tot}} = \sigma^{\text{fid}}/A$. Conversely, this formula can be used as a definition of the factor A . Thus, the numerator of the factor A is calculated using the integrated fiducial cross-section predicted by POWHEG+PYTHIA 8 scaled such that σ^{tot} matches the value calculated in Ref. [64]. The uncertainty of the integrated fiducial prediction includes the QCD scale, PDF, α_s , and generator and parton shower model uncertainties, as detailed in Section 7.4. The denominator of the factor A is the fully inclusive cross-section, which is calculated together with its uncertainty in Ref. [64] in the QCD NNLO and EW NLO approximation. In these approximations, the factor A is $(5.5 \pm 0.3) \times 10^{-4}$.

The differential cross-sections are measured in the fiducial phase space as functions of variables sensitive to the Higgs boson production and decay, using an unfolding method detailed in Section 7.3. They include the

transverse momentum of the leading (highest- p_T) and sub-leading (second-highest- p_T) jets, and charged leptons ($p_T^{j_1}, p_T^{j_2}, p_T^{\ell_1}$ and $p_T^{\ell_2}$, respectively), the dijet and dilepton invariant masses for the two leading jets and charged leptons, respectively, the absolute rapidity intervals spanned by the two leading jets ($|\Delta y_{jj}|$) and by the two leading charged leptons ($|\Delta y_{\ell\ell}|$), the azimuthal intervals spanned by the two leading charged leptons ($|\Delta\phi_{\ell\ell}|$) and by the more forward (ϕ_{fwd}) and more central (ϕ_{central}) jets ($\Delta\phi_{jj} = \phi_{\text{fwd}} - \phi_{\text{central}}$), the cosine of the polar angle (θ_η^*) defined by the two leading charged lepton directions relative to the beam direction in a frame where the two charged leptons are back-to-back in the $r - \theta$ plane [109], the p_T of the dilepton system ($p_T^{\ell\ell}$), and the Higgs boson transverse momentum (p_T^H) calculated as the magnitude of the vectorial \mathbf{p}_T sum of charged leptons and neutrinos from the W boson decay. The distributions of p_T^H and $p_T^{\ell\ell}$ provide tests of perturbative and non-perturbative QCD calculations and are sensitive to the structure of the Higgs boson interactions. The leptonic distributions of $p_T^{\ell_1}, p_T^{\ell_2}$, and $m_{\ell\ell}$ are sensitive to properties of the Higgs boson decays and can be sensitive to beyond-SM physics. Three angular variables of the charged leptons are also measured: $|\Delta y_{\ell\ell}|, |\Delta\phi_{\ell\ell}|$, and θ_η^* . The leptonic variables are also of interest for their sensitivity to the spin and parity of the Higgs boson, as well as to higher-order EW corrections to the Higgs boson decay. Variables related to jets probe the VBF production mechanisms of the Higgs boson, QCD radiation effects and are sensitive to contributions from beyond-SM physics. The jet variables include $p_T^{j_1}, p_T^{j_2}, |\Delta y_{jj}|$, and m_{jj} . The signed angle in the transverse plane of the two jets, $\Delta\phi_{jj}$, is also a test of the spin, charge (C), and parity (P) of the Higgs boson.

6 Background estimate

Several processes contribute to the background contamination in the SR. These include top-quark pair ($t\bar{t}$) and single-top-quark (Wt) production collectively referred to as top-quark background, non-resonant WW production, other diboson ($WZ, ZZ, W\gamma, W\gamma^*$) production, and Z/γ^* +jets (mainly $Z/\gamma^* \rightarrow \tau\tau$) events. Background processes with mis-identified charged leptons are denoted in the following as *mis-Id* and comprise W +jets, in which one jet is mis-identified as a lepton, and the smaller contribution from multijet events with more than one mis-identified lepton. Higgs boson production through mechanisms other than VBF is also considered as background. The contamination from major background processes, such as top-quark, non-resonant $VV, Z/\gamma^*$ +jets, and *mis-Id* as well as ggF Higgs boson production, is estimated from the fit to data in the SR or simultaneously in the SR and dedicated CRs, while the remaining (minor) background processes are modeled with MC simulation.

The backgrounds from top-quark and non-resonant VV events have very similar properties, therefore their combined yield is obtained from the data while their relative contributions are estimated from MC simulation. The common yield of top-quark plus non-resonant VV background is determined in a background-enriched subset of the SR that provides enough events (45%, 20%, and 5% contributions for top-quark, non-resonant WW , and other diboson processes, respectively). A dedicated multivariate analysis technique provides discrimination relative to other processes, as discussed in Section 7. Alternative methods to estimate the top-quark and non-resonant VV processes contaminations were studied, such as defining independent CRs and accounting for independent normalization factors for these two classes of processes. They yielded consistent results but with larger model dependence owing to the extrapolation from kinematic regions slightly different from the SR.

The background contamination in the SR from Z/γ^* +jets events is determined from a dedicated CR (Z/γ^* +jets CR) that is chosen to be kinematically close to the SR, except for the requirements on $\Delta\phi_{\ell\ell}$ and Δy_{jj} , which are replaced by requirements on the invariant masses of the reconstructed $\ell\text{-}\ell$ and $\tau\text{-}\tau$ systems,

i.e., $m_{\ell\ell} < 80$ GeV and 66.2 GeV $< m_{\tau\tau} < 116.2$ GeV to enhance the contribution from $Z/\gamma^* \rightarrow \tau\tau$ events. The Z/γ^* +jets CR has a purity of about 74%.

The ggF Higgs boson production yield is extracted using a control region (ggF CR) with the same selection as the SR except that the CJV or the OLV but not both failed. The purity of the ggF Higgs boson process in the ggF CR is approximately 2% and is enhanced with a dedicated multivariate analysis technique discussed in Section 7. Although the ggF CR has a low purity in ggF Higgs boson production, together with the SR it allows the minimization of the modeling uncertainty associated with this background source, thanks to the complementary information it provides on this and other processes. The choice of such a ggF CR aims at reducing the impact of the modeling uncertainty originating from higher-order corrections in the estimate of the ggF Higgs boson background in the SR, at a small expense of a slightly larger statistical uncertainty in the ggF Higgs boson yield in the ggF CR. It was verified that this selection of the ggF CR has only a small extrapolation uncertainty in the ggF production yield into the SR.

The yields of top-quark plus non-resonant VV , Z/γ^* +jet, and ggF Higgs boson productions are extracted in a simultaneous fit in the SR, the Z/γ^* +jets CR, and the ggF CR, as described in Section 7. Modeling uncertainties for the backgrounds together with other sources of uncertainties, as presented in Section 7.4, are included as nuisance parameters in the fit.

The mis-Id background is estimated by using a data-driven technique. A CR enriched in W +jets events (W +jets CR) is defined by applying the same kinematic requirements as those used in the SR, except for the $|\Delta\phi_{\ell\ell}| < 1.4$ rad requirement. Moreover, the identification criteria for one of the two lepton candidates are modified such that one lepton is required to fail the nominal identification criteria and satisfy a looser set of requirements, and is referred to as an *anti-identified* lepton. In the W +jets CR, the expected contribution of mis-Id background is about 76% of the selected events. After subtracting the expected contribution from processes with two prompt charged leptons, the expected yield from the mis-Id background in the SR is extrapolated from the observed number of events in the W +jets CR by applying the full event selection on the mis-Id estimate [12]. The extrapolation factor is determined in a sample enriched with Z/γ^* +jets events, where the Z/γ^* boson decays to a same-flavor pair of electrons or muons, and an additional lepton candidate recoils against the Z/γ^* boson. The extrapolation factor is defined as the ratio of the numbers of events in which the additional lepton candidate is identified and anti-identified, and is measured in bins of lepton p_T and $|\eta|$. A correction factor, calculated in MC simulations, accounts for the different compositions of sources of mis-identified charged leptons (such as hadrons, non-prompt leptons from heavy-flavor decays and photons) between the Z/γ^* +jets and the W +jets samples. The contribution from processes with two mis-identified charged leptons are accounted for in the extrapolation by applying a correction term evaluated in a sample where both the lepton candidates are anti-identified. The contribution originating from two mis-identified charged leptons accounts for about 20% of the total mis-identified lepton yield in the SR. The same extrapolation factors and corrections are implemented to estimate the mis-Id background contribution in the SR, Z/γ^* +jets CR, and ggF CR samples.

The observed numbers of events in the signal and control regions are shown in Table 3.

7 Cross-section determination

This section details the method employed to measure the integrated and differential fiducial cross-sections. The yields for the Higgs boson signal and the background processes are extracted from fits to dedicated discriminant distributions in data in the SR and two orthogonal CRs, i.e., the Z/γ^* +jets and the ggF CRs,

Table 3: Expected and observed (pre-fit) event yields in the SR as well as in the Z/γ^* +jets and ggF CRs, for an integrated luminosity of 139 fb^{-1} collected at $\sqrt{s} = 13 \text{ TeV}$. The quoted uncertainties correspond to the statistical uncertainty, together with the experimental and theory modeling systematic uncertainties. The sum of all the contributions may differ from the total value because of rounding.

Sample	SR	Z/γ^* +jets CR	ggF CR
Signal (POWHEG+PYTHIA 8)	110	13	86
ggF Higgs	39	4	450
Other Higgs	3	10	78
Top	420	41	11 000
Z/γ^* +jets	79	320	1 400
VV	280	32	4 300
$V\gamma$	13	14	210
Mis-Id	47	12	810
Total Signal+Background	$1\,000 \pm 120$	450 ± 160	$18\,800 \pm 2\,600$
Data	916	406	18 228

defined in Sections 4 and 6. This procedure allows a simultaneous measurement of the signal-process cross-section and the contributions from the dominant background processes.

The integrated and differential cross-sections for the VBF $H \rightarrow WW^* \rightarrow e\nu\mu\nu$ process are extracted in the fiducial phase space defined in Section 5 by minimizing the negative logarithm of a binned profile-likelihood [110] that includes corrections for detector inefficiency and resolution effects. The shapes of signal and irreducible background processes, i.e., $t\bar{t}$ and non-resonant VV, Z/γ^* +jets, and ggF Higgs boson, in the discriminant distributions are obtained from the simulated samples described in Section 3. Their yields are determined in the SR from the fit, while the yield of the reducible mis-Id background is estimated in data from a dedicated control region as described in Section 6. Its overall normalization and shape are constrained within systematic uncertainties in the fit.

The extended likelihood L consists of a product of likelihood functions (\mathcal{P} s) of the SR yield and those of the two CRs:

$$L = \mathcal{P}(N_{\text{data}}^{\text{SR}} | N_{\text{signal}}^{\text{SR}} + \sum_{k=1}^{n_{\text{bkg}}} \mu_{\text{bkg-}k} \cdot N_{\text{bkg-}k}^{\text{SR}} + \sum_{j=1}^{m_{\text{bkg}}} N_{\text{bkg-}j}^{\text{SR}}) \cdot \prod_{n=1}^2 \mathcal{P}(N_{\text{data}}^{\text{CR-}n} | N_{\text{signal}}^{\text{CR-}n} + \sum_{k=1}^{n_{\text{bkg}}} \mu_{\text{bkg-}k} \cdot N_{\text{bkg-}k}^{\text{CR-}n} + \sum_{j=1}^{m_{\text{bkg}}} N_{\text{bkg-}j}^{\text{CR-}n}) \cdot \prod_{i=1}^{n_{\theta_i}} \mathcal{N}(\tilde{\theta}_i | \theta_i) \quad (2)$$

where $N_{\text{data}}^{\text{SR}}$ and $N_{\text{data}}^{\text{CR-}n}$ are the numbers of events observed in data in the signal region and control region CR- n (the ggF CR or the Z/γ^* +jets CR), respectively, and $N_{\text{signal}}^{\text{SR}}$ and $N_{\text{signal}}^{\text{CR-}n}$ are the expected signal yields in the SR and CR- n , respectively. The parameter $\mu_{\text{bkg-}k}$ is the normalization of background process k and $N_{\text{bkg-}k}^{\text{SR}}$ ($N_{\text{bkg-}j}^{\text{SR}}$) and $N_{\text{bkg-}k}^{\text{CR-}n}$ ($N_{\text{bkg-}j}^{\text{CR-}n}$) are the expected yields of the background contribution k (j) in the SR and CR- n , respectively. The parameter n_{bkg} is the number of background processes whose normalizations are left floating in the likelihood functions and are determined from the fit to data, while m_{bkg} is the number of background processes whose yields are obtained from MC simulation or from control samples in data not included in the simultaneous fit. The \mathcal{N} term is a normal function that parameterizes the systematic effect of type i as a function of a constrained nuisance parameter θ_i and the associated estimate of the corresponding

effect $\tilde{\theta}_i$, see Section 7.4. The parameter n_{θ_i} represents the number of parameters modeling the systematic uncertainties considered in the analysis. The likelihood functions in the SR and CRs are defined as Poisson probability density functions [111] built from binned histograms of discriminant distributions (also referred to as templates) using MC events for signal and backgrounds, except the mis-Id background, for which a data-based estimate is used. The signal and background templates are also functions of the nuisance parameters [111] such that systematic uncertainties can affect the discriminator distribution shapes for the signal process and irreducible backgrounds whose yields are extracted from the fit, and the normalization for the backgrounds whose yields are fixed to SM predictions. This methodology accounts for correlations of systematic uncertainties between signal and background estimates and between bins of the measured observables.

Table 3 shows that a method based on event counting would lead to a poor sensitivity to the signal process. Therefore discriminant distributions are used to exploit differences in kinematics between processes. Multivariate discriminants, based on a boosted decision tree (BDT) algorithm [112], are used to further enhance the sensitivity to signal events and ggF Higgs boson events in the SR and the ggF CR, respectively. In the SR, the template corresponds to a BDT score distribution optimized to discriminate between the VBF signal and the top+ VV background. The transverse mass (m_T) distribution is used as the template in the Z/γ^* +jets CR, while a dedicated BDT score distribution is used in the ggF CR. The BDTs are trained and optimized on simulated events in the SR or the ggF CR as detailed in Section 7.1.

Templates are smoothed to minimize statistical fluctuations in the MC samples, using the Gaussian distribution kernel density approximation implemented in the RooKeysPdf algorithm in the RooFit package [113].

The normalization of the sum of top-quark and non-resonant VV processes ($\mu_{\text{top}+VV}$) is determined in the signal region by leveraging the discrimination power of the multivariate discriminants. The inclusion of the two control regions in the fit allows the normalizations of the Z/γ^* +jets ($\mu_{Z+\text{jets}}$) and ggF Higgs boson (μ_{ggF}) backgrounds to be constrained by data in the SR as well as in their respective CRs. The normalization parameters of all other processes are fixed to their respective theoretical predictions, or to the data-driven estimate for the case of the mis-Id background. In the ggF CR, the normalization parameters for the top-quark plus VV template ($\mu_{\text{top}+VV, \text{ggF}}$) and the Z/γ^* +jets template ($\mu_{Z+\text{jets}, \text{ggF}}$) are left floating and fit to data as parameters independent from those used in the other regions for the same processes. This is done to minimize the modeling dependence in the control and signal regions. The normalizations of all other processes are kept fixed as in the case of the Z/γ^* +jets CR.

7.1 Multivariate discriminants

Several BDTs are utilized in the analysis and are trained independently to discriminate between one process type against others. The BDT algorithms implemented in the TMVA package [112] are used. Their scores are in the $[-1, 1]$ range and reflect the compatibility between an event and the process for which the BDT is trained, with the purity increasing as the score value increases. The BDTs were trained on MC samples and tested on statistically independent MC events. The BDT hyperparameters were tuned to maximize the area under the receiver operating characteristic (ROC) curve while avoiding overtraining by ensuring that the Kolmogorov-Smirnov test score between training and test samples was high. For each BDT, several variables were studied to be used as inputs to the BDT training, but only variables significantly improving the discrimination power (i.e., area under the ROC curve) were retained. For each BDT a minimum set of variables that balances high discrimination and good modeling was chosen (high

scores in the Kolmogorov-Smirnov test). The BDT score bin boundaries and the number of bins were also optimized to balance between high signal significance and small model dependence. The modeling by MC simulations for a representative set of distributions is illustrated in Figures 2 and 3.

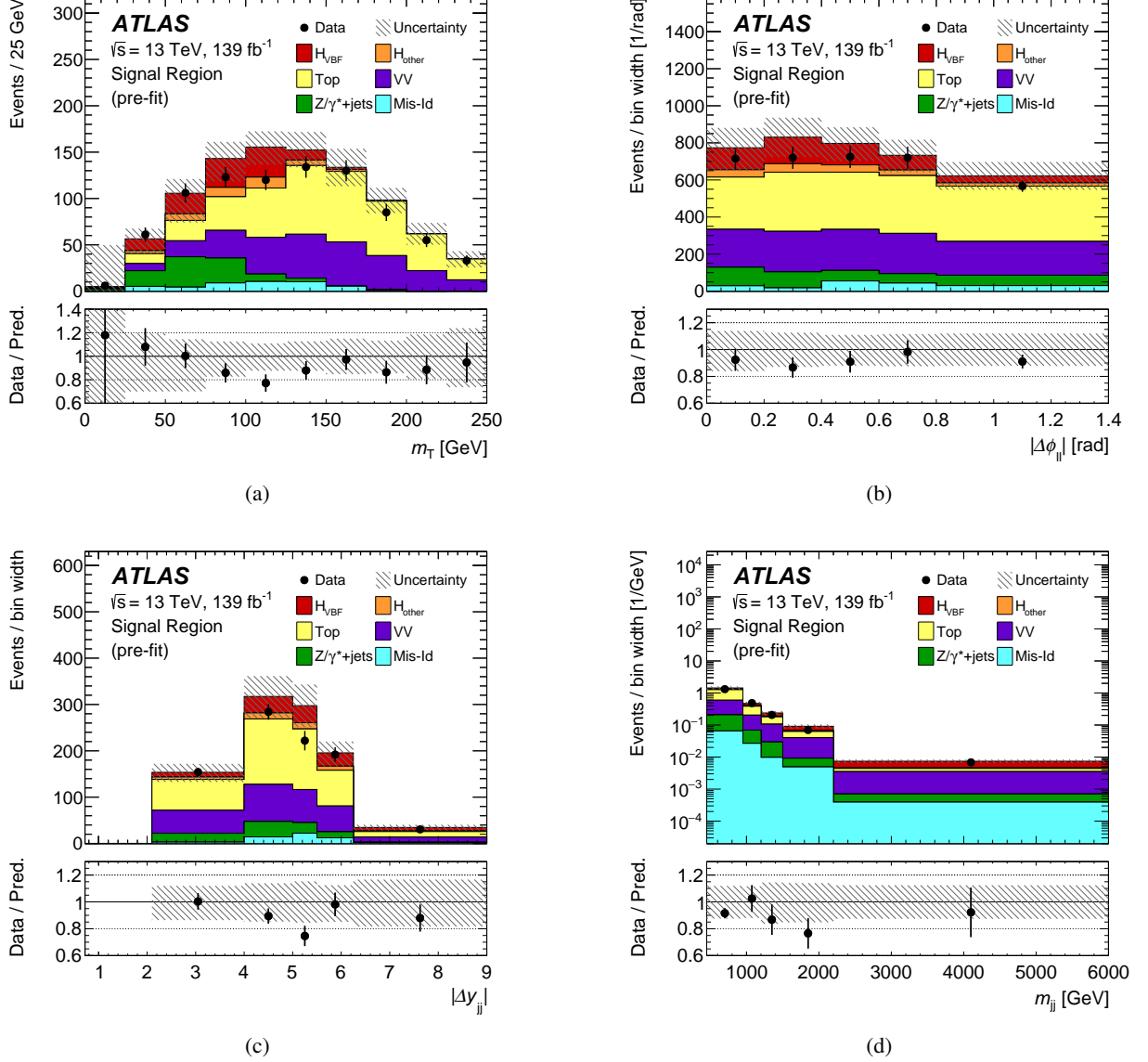


Figure 2: The observed and expected (pre-fit) distributions of (a) m_T , (b) $|\Delta\phi_{\ell\ell}|$, (c) $|\Delta y_{jj}|$, and (d) m_{jj} in the signal region. The uncertainty bars on the data points indicate the statistical uncertainties, while the uncertainties in the prediction are shown by the hatched band, which includes experimental and theoretical uncertainties of the signal and the backgrounds, as discussed in Section 7.4. The H_{other} contribution is dominated by ggF production. The bottom panel shows the ratio of the data to the expected distributions.

A bi-dimensional discriminant is formed in the SR by utilizing two distinct BDTs, i.e., D_{VBF} and D_{top+VV} . For the measurement of the integrated cross-section, the D_{VBF} and D_{top+VV} BDTs are trained in a phase space slightly larger than the SR to increase the event sample, i.e., with the $m_{jj} > 450$ GeV cut relaxed to

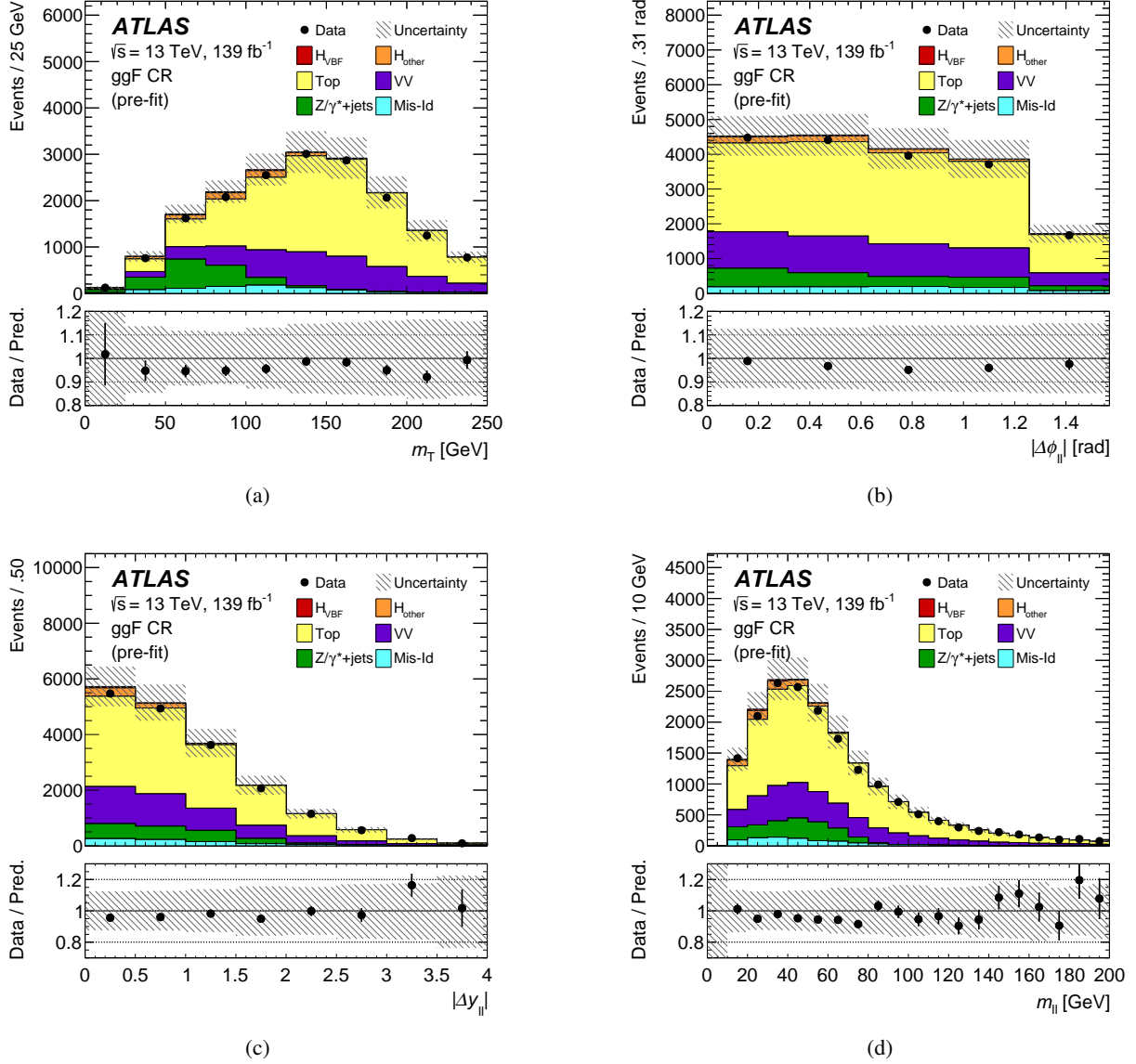


Figure 3: The observed and expected (pre-fit) distributions of (a) m_T , (b) $|\Delta\phi_{\ell\ell}|$, (c) $|\Delta y_{\ell\ell}|$, and (d) $m_{\ell\ell}$ in the ggF CR. The uncertainty bars on the data points indicate the statistical uncertainties, while the uncertainties in the prediction are shown by the hatched band, which includes experimental and theoretical uncertainties of the signal and the backgrounds, as discussed in Section 7.4. The H_{other} contribution is dominated by ggF production. The bottom panel shows the ratio of the data to the expected distributions.

$m_{jj} > 200$ GeV and the requirement on $|\Delta\phi_{\ell\ell}| < 1.4$ rad removed. The bi-dimensional plane is constructed by utilizing the D_{VBF} score on one axis and the $D_{\text{top+VV}}$ score on the other axis.

The following twelve variables are chosen as input to the D_{VBF} , which is trained to discriminate the signal process against the sum of the top-quark and VV processes: $m_{\ell\ell}$, $|\Delta\phi_{\ell\ell}|$, $|\Delta y_{\ell\ell}|$, the lepton η -centrality ($\Sigma_{\ell} C_{\ell}$, where $C_{\ell} = |2\eta_{\ell} - \sum_j \eta_j| / |\Delta\eta_{jj}|$), which quantifies the positions of the leptons relative to the leading jets in pseudorapidity [114], m_T , m_{jj} , $|\Delta y_{jj}|$, $|\Delta\phi_{jj}|$, $p_T^{j_1}$, $p_T^{j_2}$, η^{j_1} , and η^{j_2} . No variable dominates the

discrimination between signal and background. However, the highest-ranked ones are m_T , $|\Delta\phi_{\ell\ell}|$, $|\Delta y_{jj}|$, and m_{jj} , and their distributions are shown in Figure 2.

The $D_{\text{top+VV}}$ BDT is trained to discriminate the sum of top-quark and VV processes against all other processes and uses eight input variables: $|\Delta y_{jj}|$, $|\Delta\phi_{\ell\ell}|$, m_T , leading and sub-leading jet rapidities, $|\Delta\phi_{jj}|$, the invariant mass of leading lepton and jet, and $\Sigma_\ell C_\ell$.

The data contained in the $[+0.5, +1.0]$ range of D_{VBF} define a sub-set of the signal region that is named ‘‘signal region 1’’ (SR1) in the following. For the data falling in the SR1, the D_{VBF} score is used as a discriminant and along this axis four bins are defined in the $[+0.5, +1.0]$ range. Similarly, an orthogonal sub-set of the signal region, i.e., ‘‘signal region 2’’ (SR2), is defined by the events falling into the $[-1.0, +0.5]$ range of D_{VBF} score. For events in the SR2, the $D_{\text{top+VV}}$ score is used as a discriminant, and four bins are chosen in the $[-1.0, +1.0]$ range of $D_{\text{top+VV}}$.

In SR1 (SR2) the expected VBF signal-to-background ratio is 0.36 (0.015), while the expected percentage of top+VV events relative to all other processes is 45% (88%). In the bin with the highest D_{VBF} score, the expected VBF signal-to-background ratio is greater than 1.3, while in the bin with the highest $D_{\text{top+VV}}$ score the expected purity of top-quark and VV events is approximately 97%.

The BDT used in the ggF CR, named $D_{\text{ggF-CR}}$, is trained to discriminate the ggF Higgs boson production against all other processes in a phase space slightly larger than the ggF CR, i.e., with the requirement on $|\Delta\phi_{\ell\ell}| < 1.4$ rad removed. It uses m_T , $m_{\ell\ell}$, $|\Delta\phi_{\ell\ell}|$, $|\Delta y_{\ell\ell}|$, $|\Delta\phi_{jj}|$, $p_T^{j_1}$, $p_T^{j_2}$, and E_T^{miss} as input variables to the training. The highest-ranked ones are m_T , $|\Delta\phi_{\ell\ell}|$, $|\Delta y_{\ell\ell}|$, and $m_{\ell\ell}$, and their distributions are shown in Figure 3. The $D_{\text{ggF-CR}}$ BDT score distribution is split into four bins and in the bin with the highest $D_{\text{ggF-CR}}$ BDT scores the expected purity of ggF Higgs boson events is approximately 7%. Despite such a small purity, the ggF CR allows the minimization of the modeling uncertainty associated with the ggF Higgs boson production with two accompanying jets thanks to the accuracy achieved in the $\mu_{\text{top+VV,ggF}}$ and $\mu_{Z+\text{jets,ggF}}$ normalization factors in this region.

The definitions and training of the $D_{\text{top+VV}}$ and $D_{\text{ggF-CR}}$ BDTs are also used in measurements of differential cross-sections. The D_{VBF} is re-trained in the SR for each of the differential cross-section measurements with a reduced set of input variables with no significant loss of discrimination thanks to the information provided by the remaining variables. More specifically, the measured variable is excluded to avoid biasing the differential measurement towards the SM prediction used for the training. For example, for the measurement of the cross-section as a function of m_{jj} , the m_{jj} variable is excluded from the BDT training. In addition, variables that are highly correlated to the measured distribution are also excluded from a BDT input variable list. Specifically, $m_{\ell\ell}$ is removed from the BDTs used for measurements of the $|\Delta\phi_{\ell\ell}|$ and $|\Delta y_{\ell\ell}|$ distributions, conversely $|\Delta\phi_{\ell\ell}|$ and $|\Delta y_{\ell\ell}|$ are removed as inputs to the BDTs used for the measurement of the $m_{\ell\ell}$ distribution, while m_{jj} , $|\Delta y_{jj}|$, $p_T^{j_1}$, and $p_T^{j_2}$ are removed as inputs to the BDTs used for the measurements of $|\Delta y_{jj}|$, m_{jj} , $p_T^{j_2}$, and $p_T^{j_1}$, respectively.

Similarly to the case of the integrated cross-section, four bins are used for the D_{VBF} BDT scores, while two bins are used for the $D_{\text{top+VV}}$ BDT scores in each bin of a kinematic distribution that is measured, except the $\Delta\phi_{jj}$ distribution in which four bins are used for the $D_{\text{top+VV}}$ BDT scores. The same classification scheme used for the integrated cross-section is used for a kinematic distribution i : all events with $D_{\text{VBF},i} > 0.5$ are projected onto the $D_{\text{VBF},i}$ score axis in the SR1 _{i} , while those with $D_{\text{VBF},i} < 0.5$ are projected onto the $D_{\text{top+VV}}$ score axis in the SR2 _{i} . The signal-to-background ratio in the D_{VBF} bins varies as a function of the bin of the measured variable and in the BDT bins with the highest score it is in the approximate range of 0.4 – 3.0.

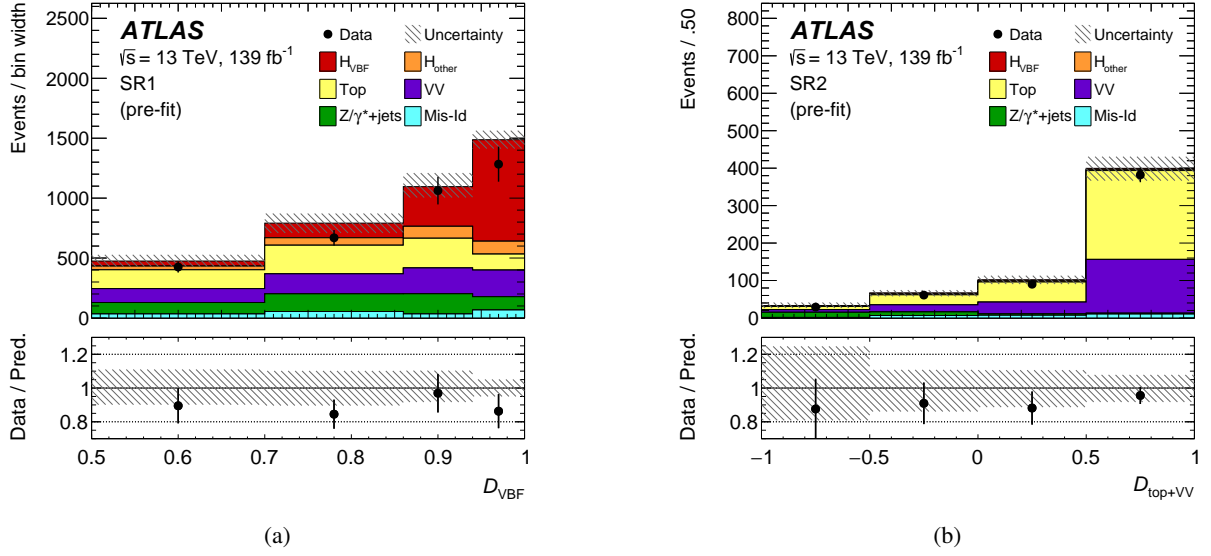


Figure 4: The observed and expected (pre-fit) distributions of the (a) D_{VBF} and (b) $D_{\text{top+VV}}$ discriminants in SR1 and SR2, respectively. The uncertainty bars on the data points indicate the statistical uncertainties, while the uncertainties in the prediction are shown by the hatched band, which includes experimental and theoretical uncertainties of the signal and the backgrounds, as discussed in Section 7.4. The H_{other} contribution is dominated by ggF production. The bottom panels show the ratios of the data to the expected distributions.

7.2 Integrated fiducial cross-section measurement

Figure 4 shows the data and pre-fit templates for the D_{VBF} and $D_{\text{top+VV}}$ discriminant distributions in the SR1 and SR2, while Figure 5 shows the m_T distribution in the $Z/\gamma^*+\text{jets}$ CR and the $D_{\text{ggF-CR}}$ discriminant distribution in the ggF CR, for the extraction of the integrated fiducial cross-section.

The signal yield $N_{\text{signal}}^{\text{SR}}$ in Equation (2) is expressed as:

$$N_{\text{signal}}^{\text{SR}} = \sigma^{\text{fid}} \cdot \mathcal{T}(D_{\text{VBF}}, D_{\text{top+VV}}) \cdot \mathcal{L} \cdot C \quad (3)$$

where σ^{fid} is the measured cross-section, as defined in Eq. (1), and is determined from the fit to data. The \mathcal{T} term is the signal probability density function (template) formulated in each bin of the two-dimensional $D_{\text{VBF}} - D_{\text{top+VV}}$ discriminant distribution. The integrated luminosity and detector efficiency are indicated with \mathcal{L} and C , respectively. The technique was validated with ensemble tests based on MC simulations and by integrating the differential cross-section measurements.

7.3 Differential fiducial cross-section measurements

For the measurement of differential fiducial cross-sections, the signal and the background yields are determined from the fit in each bin of the measured variable, following a procedure similar to the one described in Section 7.2. Differently from the integrated fiducial cross-section, the two-dimensional $D_{\text{VBF}} - D_{\text{top+VV}}$ discriminant is evaluated in each bin of the measured variable and dedicated free floating

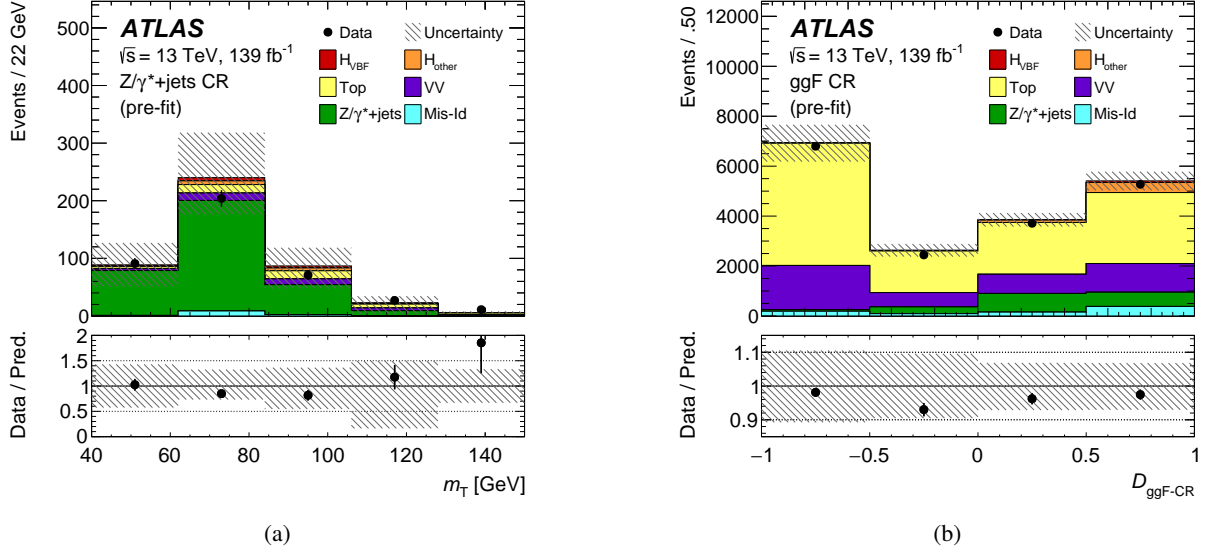


Figure 5: The observed and expected (pre-fit) distributions of (a) m_T in the $Z+\text{jets}$ CR and (b) the $D_{\text{ggF-CR}}$ discriminant in ggF CR. The uncertainty bars on the data points indicate the statistical uncertainties, while the uncertainties in the prediction are shown by the hatched band, which includes experimental and theoretical uncertainties of the signal and the backgrounds, as discussed in Section 7.4. The H_{other} contribution is dominated by ggF production. The bottom panels show the ratios of the data to the expected distributions.

normalization parameters are introduced as a function of the measured variable. Such a technique was developed to reduce the model dependence in the estimate of the dominant top-quark and VV background sources in the differential cross-section measurements. The distributions of the discriminants in data, compared with the MC templates at the detector-level are shown in Figures 6 and 7 for the case of m_{jj} and $|\Delta\phi_{\ell\ell}|$ differential cross-section measurements, respectively.

An unfolding procedure is applied in the likelihood formalism to correct for migrations between bins of the variable distribution at the detector-level and applies fiducial as well as reconstruction efficiency corrections. A built-in regularization technique based on the method developed in Ref. [115] was studied. This technique implements a constraint on the second derivative of the differential spectrum and is fully incorporated in the likelihood minimization step, taking into account the full correlation information of the degrees of freedom involved in the fit and induced by the regularization parameter. The expected number of signal events $N_{\text{signal},i}^{\text{SR}}$ is a function of the bin i of a detector-level observable in the SR:

$$N_{\text{signal},i}^{\text{SR}} = \sum_j r_{ij} \cdot (1 + f_i^{\text{nonfid}}) \cdot \sigma_j^{\text{fid}} \cdot \mathcal{T}_i(D_{\text{VBF}}, D_{\text{top+VV}}) \cdot \mathcal{L} \quad (4)$$

where the index j runs over all bins of the particle-level observable as defined in the fiducial phase space and σ_j^{fid} is the measured particle-level cross-section in bin j . The \mathcal{T}_i term is the signal probability density function of bin i of the detector-level observable and is formulated in each bin of the two-dimensional $D_{\text{VBF}} - D_{\text{top+VV}}$ discriminant distribution. The term r_{ij} represents the detector response matrix that accounts for bin-to-bin migrations in the unfolding of the signal. It is calculated with POWHEG+PYTHIA 8 simulated signal samples, for events that are generated in the fiducial region and reconstructed in the SR.

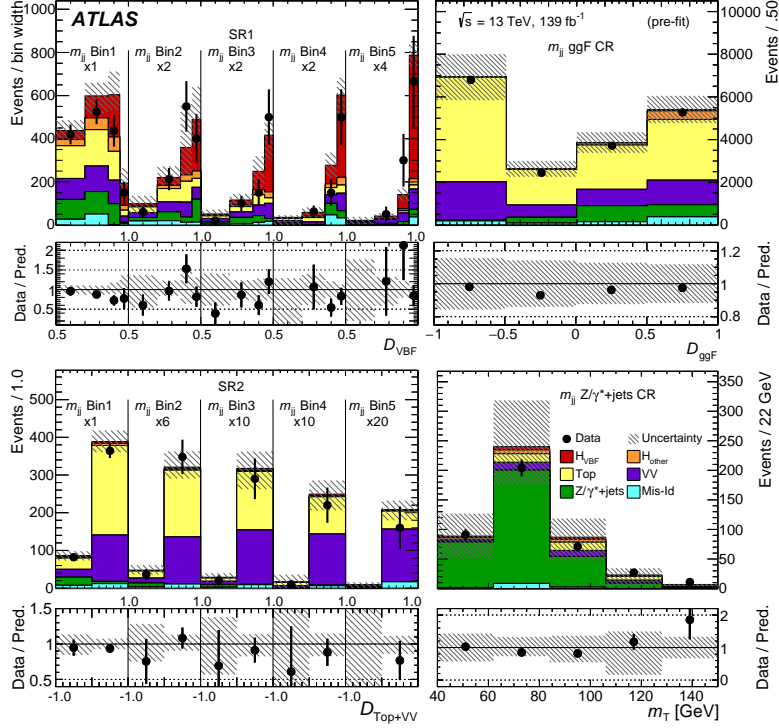


Figure 6: The pre-fit distributions of the discriminants in data and in the MC templates at the detector-level for the measurement of the m_{jj} differential cross-section. The distributions of D_{VBF} and D_{top+VV} discriminants in SR1 (top left) and SR2 (bottom left), respectively, are shown for each bin of the observable in the ranges $[0.5, 1.0]$ for D_{VBF} and $[-1.0, 1.0]$ for D_{top+VV} , while m_T and D_{ggF-CR} are shown in the $Z/\gamma^* + \text{jets}$ CR (bottom right) and in the ggF CR (top right), respectively. For visibility, the event yield in each bin of a kinematic distribution is multiplied by the factor specified in the legend.

Its elements correspond to the probability that a signal event generated in the fiducial volume in bin j of the observable is reconstructed in bin i in the detector-level distribution. The correction f_i^{nonfid} represents the fraction of events that are outside of the fiducial region but are reconstructed at detector-level in the SR. The f_i^{nonfid} correction ranges from 7% to 33% depending on the observable and on the bin of the observable distribution.

To account for variations in the contribution of top-quark and VV processes as a function of the value of the observable, multiple normalization parameters of this background ($\mu_{top+VV, SR-i}$) are determined from the fit to data in each measured kinematic distribution in a coarser binning than the one used in the differential cross-section measurements, i.e., it combines in a single bin the data of two adjacent bins.

The model dependence introduced via the unfolding method is reduced when using the response matrix, as opposed to the alternative bin-by-bin correction-factor method. Good closure is observed between unfolded pseudo-data samples and the corresponding particle-level distributions. Such tests show that, with a binning choice that reduces the bin-to-bin migrations while maintaining the signal sensitivity, the in-likelihood unfolding procedure without any additional regularization out-performs the in-likelihood unfolding with additional regularization. More specifically, while such regularization reduces the statistical uncertainty it also induces a systematic bias that overall increases the total uncertainty. Therefore, no regularization was applied in the unfolding.

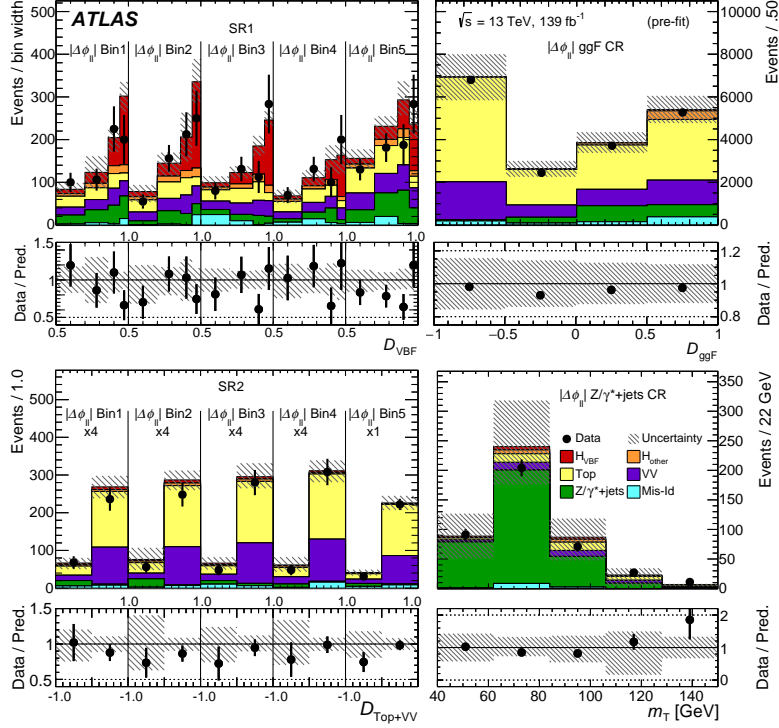


Figure 7: The pre-fit distributions of the discriminants in data and in the MC templates at the detector-level for the measurement of the $|\Delta\phi_{\ell\ell}|$ differential cross-section. The distributions of D_{VBF} and $D_{\text{top+VV}}$ discriminants in SR1 (top left) and SR2 (bottom left), respectively, are shown for each bin of the observable in the ranges $[0.5, 1.0]$ for D_{VBF} and $[-1.0, 1.0]$ for $D_{\text{top+VV}}$, while m_T and $D_{\text{ggF-CR}}$ are shown in the $Z/\gamma^* + \text{jets}$ CR (bottom right) and in the ggF CR (top right), respectively. For visibility, the event yield in each bin of a kinematic distribution is multiplied by the factor specified in the legend.

7.4 Systematic uncertainties

Systematic uncertainties in the signal and control regions affect shape and normalization of the MC templates used in the fit for the signal and background processes, as well as the acceptance of the signal and bin-to-bin event migration. Each source of uncertainty is included as a Gaussian-constrained nuisance parameter in the likelihood. The systematic uncertainties can be classified as originating from experimental or theoretical sources. Experimental uncertainties include those in lepton, jet, and missing transverse momentum reconstruction and calibration, while theoretical uncertainties are related to the modeling of the signal and background processes. The theoretical uncertainties and those with small impact on the cross-sections are symmetrized by taking the average of the upward and downward variations in each bin of a distribution.

Uncertainties in the leptons originate from the electron and muon reconstruction and identification efficiency, energy (for electrons) and momentum (for muons) scale and resolution, isolation efficiency [97, 98] as well as from trigger efficiency [116, 117], and are estimated by using tag-and-probe methods in $Z \rightarrow \ell\ell$ events.

The uncertainties in the jet energy resolution and scale are obtained from simulations and in situ measurements [118]. The uncertainty in the suppression of jets originating from pile-up interactions [103],

in the jet-vertex association as well as in the b -tagging efficiency and the mis-tag rate [104] are also considered. A variation in the pile-up modeling in simulated events is included to account for the uncertainty in the ratio of the predicted and measured inelastic cross-sections. The uncertainty in the E_T^{miss} measurement is estimated by propagating the uncertainties in the transverse momenta of leptons and jets and by applying momentum scale and resolution uncertainties to the track-based soft term [106].

The uncertainty in the combined 2015–2018 integrated luminosity is 1.7% [119], obtained using the LUCID-2 detector [120] for the primary luminosity measurements. The luminosity uncertainty is applied to background processes that are normalized to theoretical predictions and to the signal cross-section parameters in the fit.

Three sources of uncertainty related to the extrapolation factor used in the data-driven mis-Id background estimate are considered: the statistical uncertainty in the extrapolation factor itself, an uncertainty related to the subtraction of processes with two prompt leptons from the Z/γ^* +jets-enriched sample used to derive the extrapolation factor, and an uncertainty in the correction factor for the sample composition. Dedicated checks were carried out to assess the dependence of the extrapolation factors on the number of jets reconstructed in the event, the distance between the lepton candidate and a nearby jet, and pile-up. No significant dependence was found. An MC-based test was also carried out, in which the same mis-Id background estimate technique as used in data for the measurements of the integrated and differential cross-sections is applied on MC W +jets samples using two different MC generators (see Section 3). No bias was observed beyond statistical effects in the MC samples. Therefore, no systematic uncertainty was assigned to such an effect.

Finally, uncertainties may arise from the unfolding procedure used. Tests with MC simulations and ensemble tests with varying underlying cross-sections show that the method is successful in retrieving the particle-level distribution in the fiducial region from the reconstructed distribution in the signal region. This bias is studied using pseudo-experiments in which the underlying cross-section is varied and pseudo-data sets are produced and fitted using the nominal likelihood and matrix as used in the default fit to data. The underlying cross-sections are sampled from a multi-dimensional Gaussian distribution centered around the nominal expectation of each bin and uniformly uncorrelated variations of the cross-section in each bin. The difference of the fitted cross-section in each bin relative to the true cross-section is taken as a measure of the bias induced by the unfolding procedure and is determined as a function of the measured cross-section. This technique is illustrated in Ref. [115] and adapted for a multi-dimensional discriminant. This bias was found to be negligible in the unregularized likelihood-based unfolding procedure compared to the leading systematic and modeling uncertainties. Further uncertainties were considered in the unfolding method to include those arising from the theoretical assumptions used in deriving the detector response matrix. They are derived as described in the following paragraph. They are applied to all the elements of the detector response matrix and treated as fully correlated with the uncertainties of the same origin impacting the shape of the discriminants in the simulated MC templates.

Theoretical uncertainties for the signal and the major irreducible background processes include those originating from renormalization and factorization scale choices to account for missing higher-order QCD corrections, α_s , and PDF ⁵, as detailed in Section 3. The uncertainties associated with UE, PS, and hadronization modeling were estimated for signal and major background processes except the Z/γ^* +jets by comparing the MC templates and response matrices calculated using PYTHIA 8 and HERWIG models. The uncertainties in the signal, top-quark, and Z/γ^* +jets production processes also account for differences in

⁵ An exception are the $t\bar{t}$ background samples, for which α_s variations are not included to avoid double-counting with other systematic variations.

matrix element calculations and PS matching schemes. This is achieved by comparing the calculation by POWHEG+HERWIG 7 with the one by MG5+HERWIG 7 for the signal, POWHEG+PYTHIA 8 calculation with the one by MADGRAPH5_AMC@NLO interfaced to PYTHIA 8 for $t\bar{t}$, and SHERPA calculation with the one by MADGRAPH5_AMC@NLO interfaced to PYTHIA 8 for Z/γ^* +jets.

For the predictions of the continuum $qq \rightarrow WW$, variations of the parameters that control the MC matching scale between matrix element and parton shower calculations, resummation scale as well as parton shower scheme and model (PYTHIA 8 and HERWIG++) are considered, as described in Ref. [12], whereas the matrix element uncertainty is assumed to be subdominant.

For backgrounds that are extracted from data, the uncertainties are normalized to the integrated yield of events over the regions in which they are normalized.

Several tests were carried out on simulations to assess whether the analysis methodology introduces biases on the cross-section measurements. Pseudo-data sets were simulated using signal models with different predictions of yields and shapes for the observables that are used as inputs to the BDT trainings. For such tests, the SM MG5+HERWIG 7 prediction was used. In addition, models that implement a broad range of variations in anomalous interactions and model-independent parameterizations of new physics effects were included in such tests. No bias was observed in those tests as the analysis and fitting algorithms were able to reproduce the pseudo-data sets within the statistical uncertainty in the MC samples.

The impacts of the experimental and theoretical uncertainties in the measurements after the maximum-likelihood fit are summarized in Table 4. The dominant systematic uncertainties are theoretical. Among them, the largest uncertainties are those associated with the signal modeling, specifically the matrix element calculation, followed by uncertainties in the modeling of top quark, WW , ggF, and Z/γ^* +jets backgrounds. The largest source of experimental uncertainties affecting the integrated and differential cross-section measurements is the jet energy resolution.

8 Results

The results include the measurements of the integrated fiducial cross-section and the differential fiducial cross-section as a function of the variables presented in Section 5. The experimental cross-sections are also compared with the SM predictions described in Section 3.

8.1 Integrated fiducial cross-section

The distributions of the discriminants in data, compared with the templates as results of the fit to data, are shown in Figure 8 for the case of the integrated fiducial cross-section measurement. The post-fit MC templates are in good agreement with the data in all kinematic ranges of the discriminant distributions in the SR1, SR2, and in the ggF CR and the Z/γ^* +jets CR.

The measured cross-section for VBF $H \rightarrow WW^* \rightarrow e\nu\mu\nu$ production in the fiducial phase-space region, as defined in Table 2, is

$$\sigma^{\text{fid}} = 1.68 \pm 0.40 \text{ fb} = 1.68 \pm 0.33 \text{ (stat)} \pm 0.23 \text{ (syst) fb.} \quad (5)$$

Table 4: Summary of the relative uncertainties in the measured integrated fiducial cross-section and ranges of relative uncertainties in groups of differential cross-sections. The different categories of systematic uncertainties include modeling uncertainties in signal and background processes, experimental uncertainties, luminosity as well as statistical uncertainties in MC samples. The total systematic uncertainties, obtained by combining the individual contributions and the statistical uncertainty in data, are also shown.

Source	Uncertainty [%] σ^{fid}	Uncertainty range [%]				
		p_T^H	$p_T^{\ell\ell}, p_T^{\ell_1}, p_T^{\ell_2}, \Delta y_{\ell\ell} , \Delta\phi_{\ell\ell} , \cos(\theta_\eta^*)$	$m_{\ell\ell}$	$p_T^{j_1}, p_T^{j_2}, \Delta y_{jj} , \Delta\phi_{jj}$	m_{jj}
Signal modeling	5	< 1 – 7	< 1 – 7	< 1 – 19	< 1 – 8	2 – 7
Signal parton shower	< 1	< 1 – 2	< 1 – 1.8	< 1 – 10	< 1 – 1.8	< 1 – 7
$t\bar{t}$ modeling	6	1.7 – 30	3 – 13	3 – 80	3 – 10	1.2 – 70
WW modeling	4	< 1 – 12	3 – 11	2 – 90	3 – 10	3 – 40
Z/γ^* +jets modeling	4	< 1 – 19	2 – 18	4 – 30	3 – 13	2 – 50
ggF modeling	5	4.0 – 28	3.4 – 10	2.6 – 12	2.3 – 9.0	1.4 – 86
Mis-Id background	< 1	< 1 – 12	1.1 – 5	< 1 – 19	1 – 3	< 1 – 40
Jets & Pile-up & E_T^{miss}	5	8 – 60	6 – 30	6 – 120	9 – 30	9 – 130
b -tagging	< 1	< 1 – 9	< 1 – 3	< 1 – 19	1.1 – 3	< 1 – 40
Leptons	1.5	3 – 17	2 – 9	1.2 – 13	1.7 – 7	< 1 – 16
Luminosity	1.5	1.7 – 2	1.3 – 1.9	< 1 – 4	1.5 – 2	< 1 – 1.9
MC statistics	5	10 – 40	6 – 30	6 – 180	8 – 30	7 – 90
Total systematics	13	19 – 90	13 – 60	12 – 180	15 – 50	15 – 200
Data statistics	20	50 – 160	30 – 110	30 – 400	40 – 100	50 – 300
Total uncertainty	23	50 – 190	40 – 120	30 – 500	40 – 100	50 – 400

The overall relative precision of the cross-section measurement is about 23%, dominated by the statistical uncertainty in the data sample. The impact of individual sources of uncertainties is provided in Table 4. The normalization parameters of the backgrounds constrained by data in the control and signal regions are measured to be 0.91 ± 0.07 for the top+ VV process in the SR, 0.85 ± 0.07 for the Z/γ^* +jets process in Z/γ^* +jets CR, 0.96 ± 0.06 and 0.83 ± 0.15 for the top+ VV and Z/γ^* +jets processes in ggF CR, respectively, and 1.13 ± 0.41 for the ggF process. They are summarized in Appendix A. The correlations between the measured cross-section and the background normalization factors are calculated including statistical and systematic uncertainties (see Appendix B). The absolute values of the correlations between the parameters are smaller than 20%, with the exception of a positive correlation of 22% between the signal cross-section and the top+ VV process in the SR, an anti-correlation of 33% between the signal cross-section and the ggF Higgs boson normalization factor, and a correlation of 61% between the normalization factors of the top+ VV processes in the SR and in the ggF CR.

The comparison between the measured cross-section and theoretical predictions is given in Figure 9. The predictions are obtained from the parton shower generators POWHEG+PYTHIA 8, POWHEG+HERWIG 7, MG5+HERWIG 7, and VBFNLO@LO+PYTHIA 8 at particle level, as well as from the parton-level calculations VBFNLO@LO and VBFNLO@NLO, as described in Section 3 and summarized in Table 1.

The theoretical uncertainties are estimated for the two predictions based on POWHEG generator and for the VBFNLO@NLO and VBFNLO@LO+PYTHIA 8 predictions, and are found to be smaller than the uncertainty in the experimental cross-section. The measured cross-section is overestimated by 15 – 28% by the theoretical predictions calculated at NLO or at LO with the parton shower, but they are compatible at the level of approximately one standard deviation. The integrated fiducial cross-section predicted by

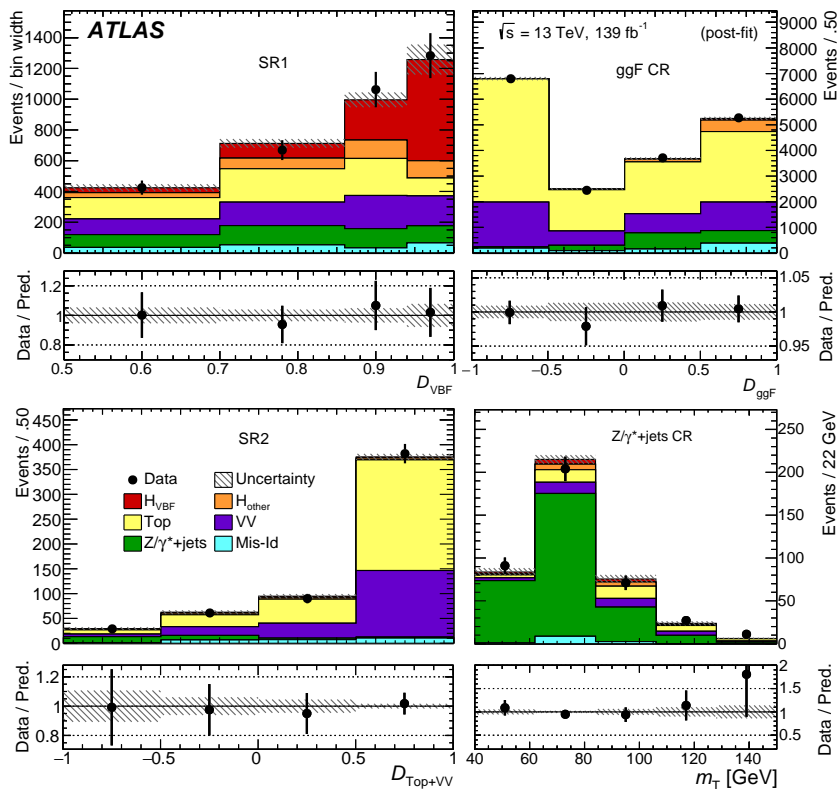


Figure 8: The distributions of the discriminants in data and in the MC templates as results of the fit to data performed for the measurement of the integrated fiducial cross-section. The distributions include D_{VBF} and $D_{\text{top+VV}}$ in SR1 (top left) and SR2 (bottom left), respectively, m_T in the Z/γ^* +jets CR (bottom right), and $D_{\text{ggF-CR}}$ in the ggF CR (top right).

POWHEG+PYTHIA 8 is 2.07 ± 0.04 fb. The uncertainty includes renormalization and factorization scale variations as well as PDF and α_s uncertainties. The POWHEG+HERWIG 7 prediction is 7% lower than the one by POWHEG+PYTHIA 8, while the predictions by VBFNLO@NLO and MG5+HERWIG 7 are similar and 4% – 5% greater than the one by POWHEG+PYTHIA 8. The uncertainty in the VBFNLO@NLO is estimated to be $^{+5\%}_{-7\%}$, which makes this prediction compatible with the one by POWHEG+PYTHIA 8. The prediction by VBFNLO@LO+PYTHIA 8 is also in agreement with the one by POWHEG+PYTHIA 8 and is only 3% lower. This result is to be compared with the fixed-order calculation by VBFNLO@LO, which overestimates VBFNLO@LO+PYTHIA 8 and POWHEG+PYTHIA 8 predictions by approximately 24%. The predicted integrated fiducial cross-section has a small dependence on the PDF set, i.e., less than 3%, when comparing the VBFNLO@NLO predictions using the NLO CT14, MMHT14, and NNPDF3.0NLO PDF sets.

8.2 Differential fiducial cross-sections

The distributions of the discriminants in data, compared with the MC templates as results of the fits to data, are shown in Figure 10 for the case of the m_{jj} differential cross-section measurement. The post-fit MC templates are in good agreement with the data in all kinematic ranges of the discriminant distributions in the signal and control regions for all differential cross-section measurements.

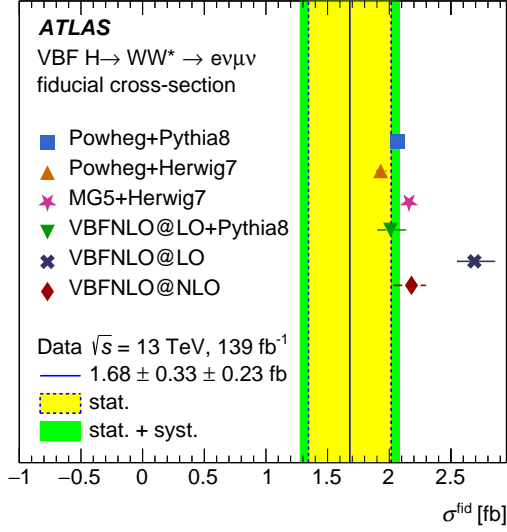


Figure 9: The measured fiducial cross-section in comparison with the theoretical predictions in the fiducial phase space obtained from the parton shower generators POWHEG+PYTHIA 8, POWHEG+HERWIG 7, MG5+HERWIG 7, and VBFNLO@LO+PYTHIA 8 at particle level and from the parton-level generator VBFNLO at LO and NLO. The vertical bands around the measurement indicate the statistical uncertainty (inner band) and the sum in quadrature of statistical, systematic, and luminosity uncertainties (outer band). Uncertainties are calculated for all predictions excluding MG5+HERWIG 7, although for POWHEG+PYTHIA 8 they are not visible as they are compatible with the size of the marker.

The bin boundaries for the measured distributions in the signal region were determined, before the unblinding of the data, based on the POWHEG+PYTHIA 8 prediction scaled to the expected data yield. In some distributions, bins with low statistics in data are merged with a neighbor if the relative uncertainty per unit of bin width is three times larger than the average uncertainty per units of bin width as calculated from all the bins of that distribution. The definitions of the measured kinematic distributions are given in Section 5. The differential fiducial cross-sections as a function of the transverse momentum of the Higgs boson and the p_T of the dilepton system are shown in Figure 11, while those as a function of variables that probe the kinematics of the Higgs boson decay products, such as $p_T^{\ell_1}$, $p_T^{\ell_2}$, $m_{\ell\ell}$, $|\Delta y_{\ell\ell}|$, $|\Delta\phi_{\ell\ell}|$, and $\cos(\theta_{\eta}^*)$, are shown in Figure 12. Differential cross-sections as a function of variables that probe the jet activity in VBF events follow in Figure 13, which includes the $p_T^{j_1}$, $p_T^{j_2}$, m_{jj} , $|\Delta y_{jj}|$, and $\Delta\phi_{jj}$.

The per-bin relative precision of the differential cross-section measurements is typically in the range of 35 – 80%, but in a few bins with poor statistics it can reach or exceed 200 – 300%. Statistical uncertainties dominate the experimental precision in all bins of the distributions and the impact of individual sources of uncertainties is shown in Table 4. The normalization parameters of the backgrounds constrained by data in the signal and control regions are measured independently for each differential cross-section and are in the range of 0.70 – 1.09 for the top+VV normalization factors in the SR, 0.83 – 0.87 for the Z/γ^* +jets normalization factor in the Z/γ^* +jets CR, 0.93 – 1.20 for the ggF process normalization, and 0.79 – 0.86 and 0.95 – 0.98 for the Z/γ^* +jets and top+VV normalization parameters, respectively, in the ggF CR. These normalization factors are compatible across the differential cross-section measurements and with those measured for the integrated cross-section, as summarized in Appendix A.

The correlations between the measured cross-section values in each bin of the distributions and the

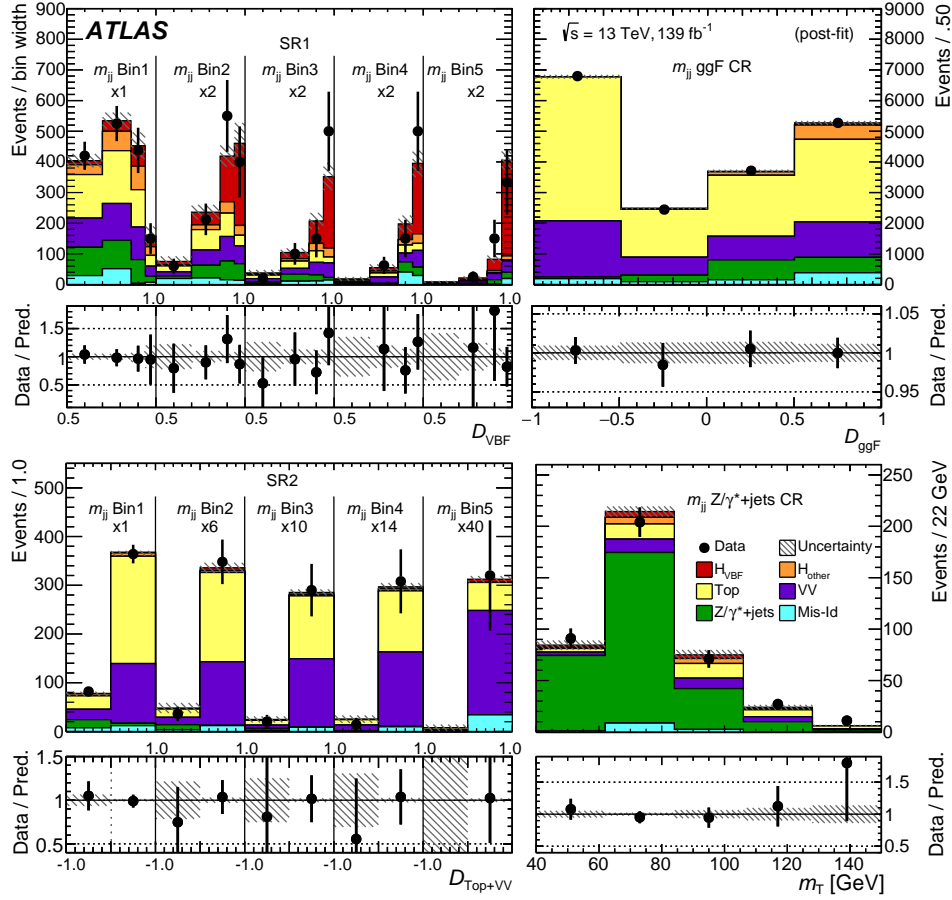


Figure 10: The distributions of the discriminants in data and in the MC templates as results of the fit to data performed for the measurement of the m_{jj} differential cross-section. The distributions of D_{VBF} and D_{top+VV} discriminants in SR1 (top left) and SR2 (bottom left), respectively, are shown for each m_{jj} bin in the ranges of $[0.5, 1.0]$ for D_{VBF} and $[-1.0, 1.0]$ for D_{top+VV} , while m_T and D_{ggF-CR} are shown in the Z/γ^* +jets CR (bottom right) and in the ggF CR (top right), respectively. For visibility, the event yield in each bin of a kinematic distribution is multiplied by the factor specified in the legend.

background normalization factors are calculated in the likelihood fits performed independently for each differential cross-section (see Appendix B). The (anti-)correlations among parameters are generally less than 20%, with a few exceptions: anti-correlations (10% – 50%) are observed between the yields of adjacent bins of the cross-sections, between the top+VV normalization factors and the cross-section bins in which the top+VV background is fit (up to about 35%), between the ggF Higgs boson and the cross-section bins with the highest ggF contamination (up to about 35%); correlations (up to about 60%) are observed between the normalization factor of top+VV in the ggF CR and those in SR2 bins with high top+VV contamination, as well as between the top+VV normalization factors in different SR2 bins (up to about 40%).

The data are compared with SM expectations calculated by the parton-shower generators POWHEG+PYTHIA 8, POWHEG+HERWIG 7, MG5+HERWIG 7, and VBFNLO@LO+PYTHIA 8 at particle level and the parton-level generator VBFNLO@NLO. The comparison with the VBFNLO@LO prediction is not presented because of the significant discrepancy observed in the integrated cross-section measurement, which illustrates the

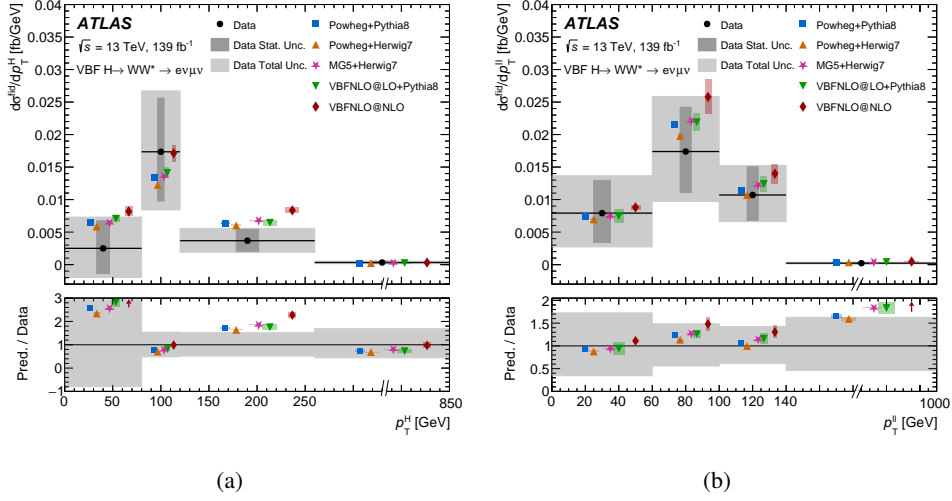


Figure 11: The measured differential fiducial cross-sections for (a) p_T^H and (b) $p_T^{\ell\ell}$, in comparison with the theoretical predictions from the parton shower generators POWHEG+PYTHIA 8, POWHEG+HERWIG 7, MG5+HERWIG 7, and VBFNLO@LO+PYTHIA 8 at particle level and from the parton-level generator VBFNLO@NLO. The inner boxes on the data points show the statistical uncertainties, while the total uncertainties are indicated by the outer boxes. The error bars on the expected cross-sections indicate the PDF and scale systematic uncertainties, calculated as described in Section 3. The bottom panels show the ratios of different predictions to the data and the bands represent the total uncertainties of the measurement.

inadequacy of fixed-order LO calculations with no parton shower to describe the data with this kinematic selection. Similarly to the integrated cross-section, the uncertainties on the theoretical predictions are smaller than those on the experimental distributions. The presented calculations predict differential cross-sections that are numerically close and with the available statistics in data it is difficult to discriminate between them in a conclusive way. Overall, there is good agreement between measured cross-sections and POWHEG+PYTHIA 8 prediction. Some discrepancies are visible in the jet p_T distribution and in the first bin of the m_{jj} distribution. The differential cross-sections predicted by POWHEG+HERWIG 7 are 5% – 10% lower than those predicted by POWHEG+PYTHIA 8 in all regions of the phase space, showing a small impact of the parton shower model. The cross-sections predicted by MG5+HERWIG 7 are close to those predicted by POWHEG+PYTHIA 8 and typically about by 15% – 20% larger than those by POWHEG+HERWIG 7. The cross-sections predicted by VBFNLO@NLO are 5% – 10% greater than those by POWHEG+PYTHIA 8 in all regions of phase space and beyond their estimated uncertainties, which range from 5% to 20%. In several kinematic regions, VBFNLO@NLO overestimates the measured cross-sections beyond the experimental uncertainties, with discrepancies that range between one and two standard deviations. The prediction by VBFNLO@LO+PYTHIA 8 is close to those by the other MC generators that implement parton showering, despite the LO approximation in the matrix elements, showing the importance of the parton shower for a good description of the data.

Finally, correlations between cross-sections and background normalization parameters in pairs of differential cross-section measurements are calculated using a bootstrap procedure [121]. Such correlations will allow pairs of differential cross-section measurements to be used simultaneously in future re-interpretations of the experimental results, for example in combined fits to place limits on new-physics models. The bootstrap method uses a set of pseudo-experiments (also known as replicas) of the nominal data sample, derived by introducing statistical fluctuations by Poisson perturbations and a randomization of the nuisance

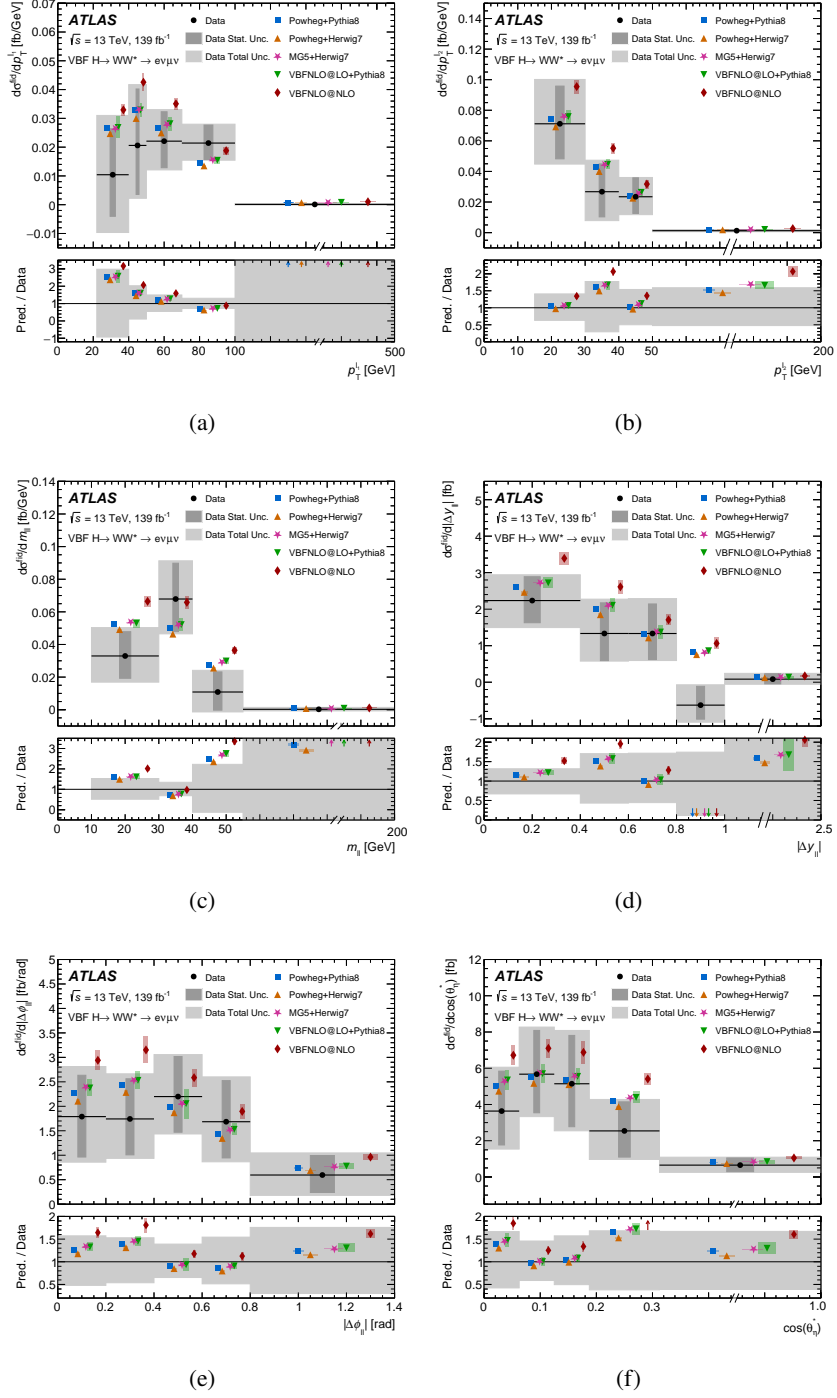


Figure 12: The measured differential fiducial cross-sections for (a) $p_T^{\ell_1}$, (b) $p_T^{\ell_2}$, (c) $m_{\ell\ell}$, (d) $|\Delta y_{\ell\ell}|$, (e) $|\Delta\phi_{\ell\ell}|$, and (f) $\cos(\theta_{\ell_1}^*)$. The experimental results are compared with theoretical predictions from the parton shower generators POWHEG+PYTHIA 8, POWHEG+HERWIG 7, MG5+HERWIG 7, and VBFNLO@LO+PYTHIA 8 at particle level and from the parton-level generator VBFNLO@NLO. The inner boxes on the data points show the statistical uncertainties, while the total uncertainties are indicated by the outer boxes. The error bars on the expected cross-sections indicate the PDF and scale systematic uncertainties, calculated as described in Section 3. The bottom panels show the ratios of different predictions to the data and the bands represent the total uncertainties of the measurement.

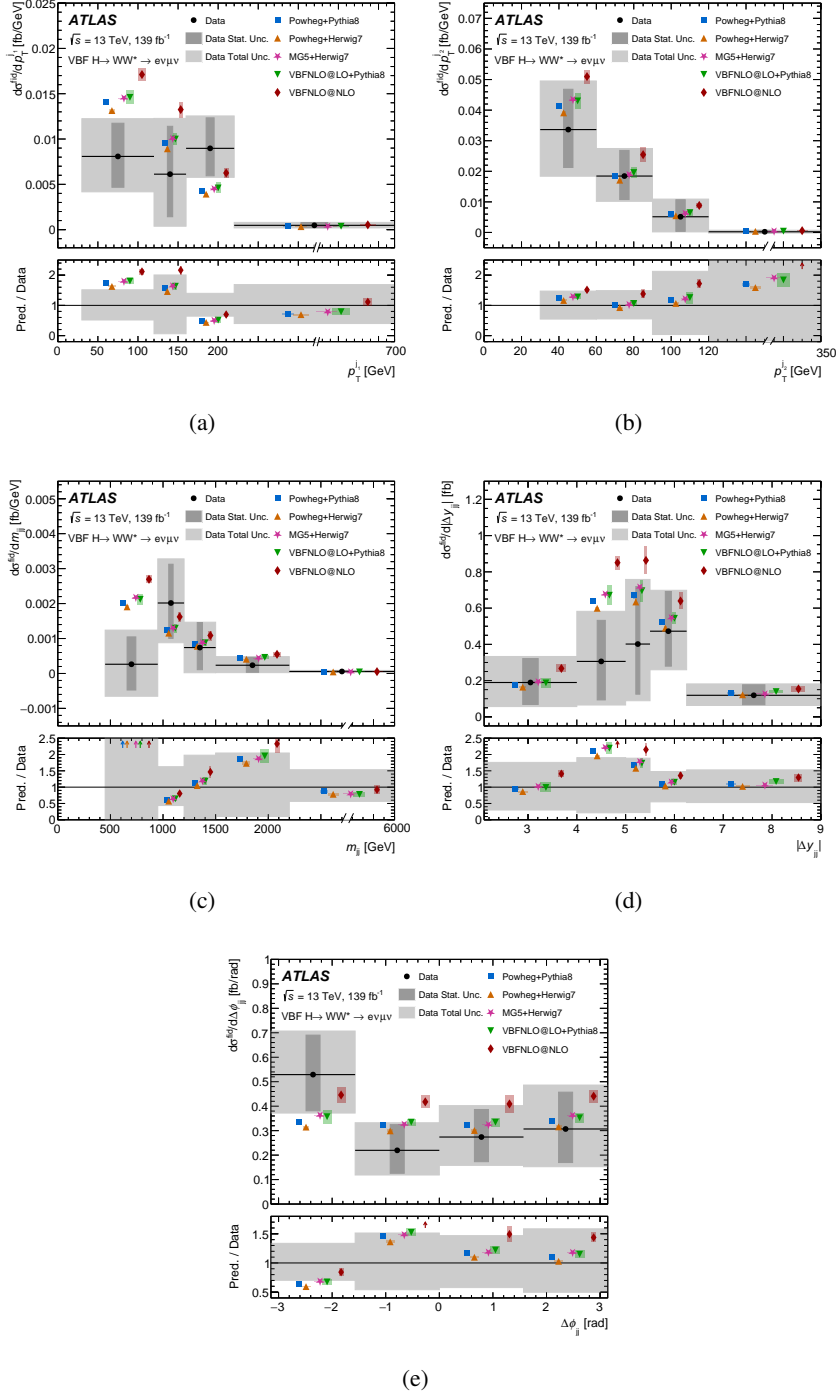


Figure 13: The measured differential fiducial cross-sections for (a) $p_T^{j_1}$, (b) $p_T^{j_2}$, (c) m_{jj} , (d) $|\Delta y_{jj}|$, and (e) $|\Delta\phi_{jj}|$. The experimental results are compared with theoretical predictions from the parton shower generators POWHEG+PYTHIA 8, POWHEG+HERWIG 7, MG5+HERWIG 7, and VBFNLO@LO+PYTHIA 8 at particle level and from the parton-level generator VBFNLO@NLO. The inner boxes on the data points show the statistical uncertainties, while the total uncertainties are indicated by the outer boxes. The error bars on the expected cross-sections indicate the PDF and scale systematic uncertainties, calculated as described in Section 3. The bottom panels show the ratios of different predictions to the data and the bands represent the total uncertainties of the measurement.

parameters associated with the systematic uncertainties. The random numbers for the pseudo-experiments are simulated using unique seeds and each replica is then analysed in the same way as the nominal data sample to arrive at a set of replica measurements. The correlations are then extracted from these replica measurements after a full fit is performed on each replica. Figure 14 summarizes the correlations between cross-section bins in pairs of measured distributions. The correlation values together with the results of the fits used to extract the integrated and differential cross-sections are made available in the HepData repository [122]. Such a technique is also used to assess if the fit results are compatible across the measured differential cross-sections. Pulls between pairs of measured quantities, performed by using the ensembles from the bootstrapped tests, showed a good pairwise agreement for all differential measurements with a mean global χ^2/ndf of about 1.3.

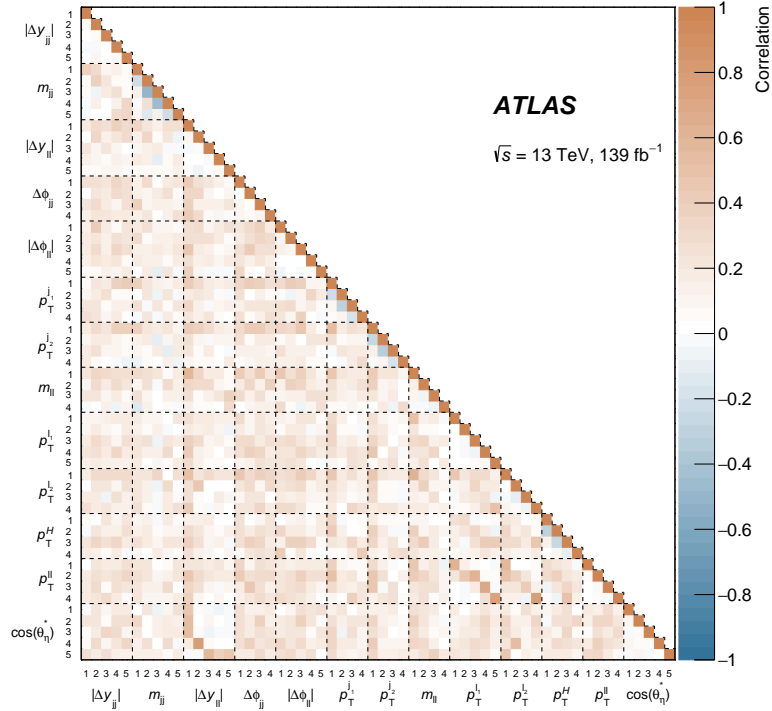


Figure 14: Summary of correlations between the measured differential cross-sections using a bootstrap technique. The binning of the distributions corresponds to the binning used in the differential cross-section measurements presented in Figures 11-13.

9 Constraints on anomalous interactions

The measurements of the differential fiducial cross-sections are used to constrain extensions to the SM that introduce anomalous interactions of the Higgs boson to SM particles using an EFT approach. In this approach, which exploits the exclusive kinematical region of the VBF Higgs boson production and the $H \rightarrow WW^* \rightarrow e\nu\mu\nu$ decay phase space, the anomalous interactions are introduced in an EFT Lagrangian, \mathcal{L}_{EFT} , via additional higher-dimensional operators $\mathcal{O}_i^{(d)}$ of mass dimension d that supplement the SM Lagrangian \mathcal{L}_{SM} as follows:

$$\mathcal{L}_{\text{EFT}} = \mathcal{L}_{\text{SM}} + \sum_d \sum_i \frac{c_i^{(d)}}{\Lambda^{(d-4)}} \mathcal{O}_i^{(d)}, \text{ for } d > 4. \quad (6)$$

The parameters $c_i^{(d)}$ specify the strength of the anomalous interactions induced by the corresponding operators and are known as the Wilson coefficients, while Λ is the scale of new physics. Only dimension-six operators are considered, since the dimension-five and dimension-seven operators violate lepton and baryon number conservation and the impact of higher-dimensional operators is expected to be suppressed by higher powers of the new-physics scale Λ [123]. For energies less than the scale of new physics, only the ratio $c_i^{(d=6)}/\Lambda^2$ can be constrained by the data.

Constraints are set on the Wilson coefficients defined in the Standard Model Effective Field Theory (SMEFT) formalism [124] in the Warsaw basis [125]. The measurements in the VBF $H \rightarrow WW^* \rightarrow e\nu\mu\nu$ channel do not provide sensitivity for simultaneous constraints on the full set of these coefficients. To reduce the number of relevant parameters, a minimal flavor-violating scenario is assumed and only operators affecting the tree-level Higgs boson couplings are considered. The sensitivity of the differential cross-sections to several operators were studied. The Wilson coefficients were then constrained one at a time using the differential distribution that is most sensitive to the corresponding operator. The constraints were obtained for different charge-parity states, i.e., seven CP-even and three CP-odd operators. The CP-even operators describing interactions between the Higgs boson and vector bosons are associated with the Wilson coefficients c_{HW} , c_{HB} , and c_{HWB} , while the corresponding CP-odd operators are associated with the $c_{H\tilde{W}}$, $c_{H\tilde{B}}$, and $c_{H\tilde{W}B}$ Wilson coefficients. The CP-even Higgs boson interactions with quarks that are associated with the c_{Hq1} , c_{Hq3} , c_{Hu} , and c_{Hd} Wilson coefficients are also considered.

The constraints on the Wilson coefficients can be derived by comparing the measured differential fiducial cross-section with the one predicted by SMEFT. For that purpose, the corresponding expected signal production cross-sections, the branching ratio and the signal acceptances are parameterized in terms of the Wilson coefficients. The amplitude for the signal process is split into a SM part, \mathcal{M}_{SM} , and a dimension-six term that contains the anomalous interactions in the EFT amplitudes \mathcal{M}_i . Therefore, the dependence of differential cross-sections on the EFT parameters can be written as follows:

$$\sigma \propto |\mathcal{M}_{\text{EFT}}|^2 = |\mathcal{M}_{\text{SM}} + \sum_i \frac{c_i}{\Lambda^2} \mathcal{M}_i|^2 = |\mathcal{M}_{\text{SM}}|^2 + 2 \sum_i \frac{c_i}{\Lambda^2} \text{Re}(\mathcal{M}_{\text{SM}}^* \mathcal{M}_i) + \sum_{i,j} \frac{c_i c_j}{\Lambda^4} \text{Re}(\mathcal{M}_i^* \mathcal{M}_j). \quad (7)$$

The second term on the right-hand side represents the interference between the SM and dimension-six EFT amplitudes, also known as the *linear term*, while the third term, referred to as the *quadratic term*, comprises the contribution from pure anomalous interactions from dimension-six EFT operators alone.

The constraints from the VBF $H \rightarrow WW^* \rightarrow e\nu\mu\nu$ channel on the relevant Wilson coefficients allow a rather large range of parameter values in which the quadratic term cannot be neglected even though its contribution is suppressed by Λ^4 . Such dimension-six quadratic terms are therefore included in the EFT parameterization and the constraints on the dimension-six operators presented in this section are derived with and without the pure dimension-six terms included in the theoretical prediction. Since the linear terms from dimension-eight operators are suppressed by the same factor, they could also give non-negligible contributions. The comparison of the constraints obtained from linear-only and linear-plus-quadratic EFT prediction provides a qualitative measure of the uncertainties associated to missing terms in the EFT operator expansion.

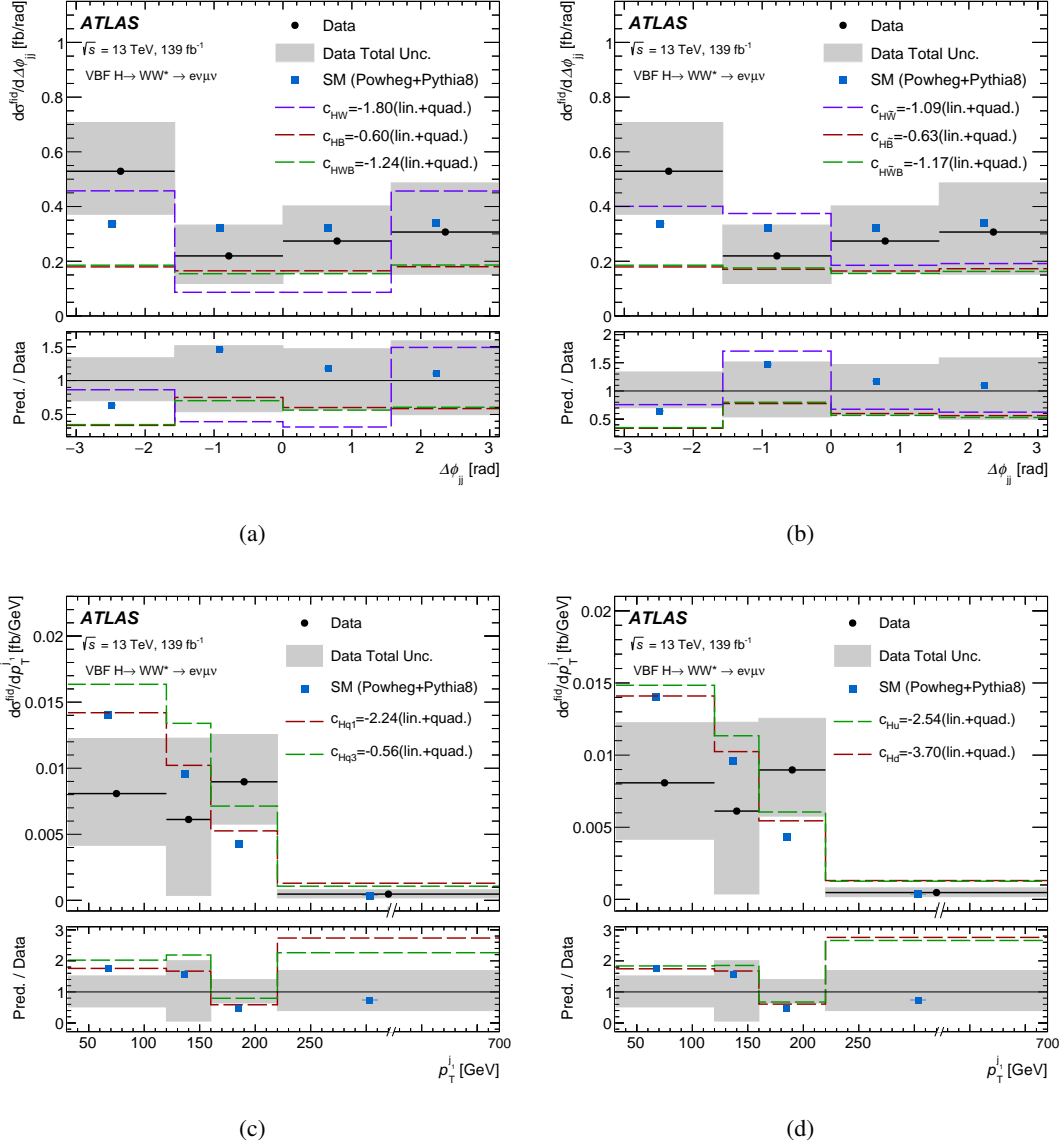


Figure 15: The experimental VBF $H \rightarrow WW^* \rightarrow e\nu\mu\nu$ differential cross-section as a function of (a)-(b) $\Delta\phi_{jj}$ and (c)-(d) p_T^j is shown together with the expected SM cross-section (POWHEG+PYTHIA 8) and linear plus quadratic (lin.+quad.) EFT model. The parameter values correspond to the negative limits set at 95% confidence level obtained from the statistical interpretation of data with the lin.+quad. parameterizations. The contributions from the sum of the interference and the pure dimension-six terms are represented as dashed lines.

The differential cross-sections can be described by combining the parameterization of the VBF Higgs boson production cross-section, the branching ratio of the Higgs boson to two W bosons and the signal acceptance. The procedure for deriving the parameterization of the differential fiducial cross-sections follows Ref. [126]. The parameterizations for $c_{H\bar{W}B}$ and c_{Hu} are found to be poorly described by a linear and a linear plus quadratic function of the Wilson coefficients for values beyond the sensitivity of the measurement, i.e., outside the limit ranges. This effect is due to a dependence of the fiducial selection efficiency on the EFT parameters for extreme values of these couplings and not to a data unfolding bias.

The associated bias was studied and its effect was assigned as an uncertainty to the EFT parameterization for those couplings. It was found to have negligible impact on the limits, i.e., about an order of magnitude smaller than the impact of systematic uncertainties assigned to the signal modeling.

The contributions of the pure-SM, the interference and the pure dimension-six terms to the differential cross-sections in Eq. (7) are generated at leading-order in perturbative QCD and EW processes using the MADGRAPH5_AMC@NLO 2.7.2 generator. The anomalous interactions from the dimension-six operators are provided by the SMEFTsim package [124, 127] in the $U(3)^5$ flavor symmetric limit with the cut-off scale set to $\Lambda = 1$ TeV. The events are simulated using the NNPDF30NLO PDF set [53] and the G_F EW scheme. The MADGRAPH5_AMC@NLO samples are interfaced to the PYTHIA 8.230 program with the dipole recoil approximation and the A14 set of tuned parameters for parton showering, hadronization, and multiple parton scattering. The pure-SM prediction was validated against VBFNLO@LO+PYTHIA 8. An assumption is made that higher-order QCD corrections, applied in a multiplicative way, are similar for the SM prediction and the one for anomalous interactions. Therefore, the parameterizations of the cross-sections as a function of each Wilson coefficient are expected to have small effects associated to missing higher-order corrections [128]. The higher-order calculation is taken to be the prediction from POWHEG+PYTHIA 8, see Section 3.1.

The impact of the sum of the pure SM, the interference, and the pure dimension-six contributions to the differential fiducial cross-section is shown in Figure 15 in comparison to the pure SM contribution and the measured distributions. The parameter values correspond to the negative limits set at 95% confidence level obtained from the statistical interpretation of data with the linear-plus-quadratic parameterizations. The $\Delta\phi_{jj}$ observable is found to be sensitive to anomalous couplings between the Higgs boson and vector bosons, described by the parameters c_{HW} , c_{HB} , and c_{HWB} and their CP-odd counterparts. For the CP-even operators that account for anomalous interactions between the Higgs boson and quarks, the leading jet p_T observable shows the largest kinematic dependencies, most noticeably at high energy scales.

The measured differential cross-section at particle-level as a function of $\Delta\phi_{jj}$ and $p_T^{j_1}$, as well as the corresponding EFT-dependent theoretical predictions are used to define a likelihood function, following the same inference approach as described in Section 7.3. Statistical correlations amongst the bins of a measured distribution, the experimental and the theoretical systematic uncertainties are included in the likelihood function using the same formalism as presented in Section 7. The constraints are set on one of the Wilson coefficients at a time, while the values of the remaining coefficients are assumed to be equal to zero.

The confidence level at each value of a Wilson coefficient is calculated using the same profile-likelihood test statistic [129] as used in Section 7, which is assumed to be distributed according to a χ^2 distribution with one degree of freedom following from Wilks' theorem [130]. This technique allows the 95% confidence intervals to be constructed for each Wilson coefficient. The expected and observed 95% confidence intervals on the dimension-six operators are shown in Table 5 and in Figure 16. The measurements are dominated by the statistical uncertainty and the parameterization uncertainty is included as a systematic contribution. For each Wilson coefficient, confidence intervals are shown when including or not-including the pure dimension-six contribution in the theoretical prediction. For several Wilson coefficients, the 95% confidence intervals are affected by the addition of the pure dimension-six contribution to the linear term. Among them, the c_{HB} , c_{HWB} , $c_{H\bar{B}}$, $c_{H\bar{W}B}$, c_{Hq1} , c_{Hu} , and c_{Hd} parameters are the most impacted by the quadratic term, which considerably improves their constraints.

The results are in good agreement with the SM predictions. Using the approximation that includes only the linear term, the most stringent limits are derived for the c_{Hq3} , c_{HW} , and $c_{H\bar{W}}$. However, more stringent

Table 5: Summary of EFT operators in the SMEFT formalism that are probed with differential cross-section measurements in the VBF $H \rightarrow WW^* \rightarrow e\nu\mu\nu$ channel. The corresponding structure in terms of the SM fields in the Warsaw basis (second column) is shown together with the associated Wilson coefficient (first column). The Higgs boson doublet field H and its complex conjugate are denoted by H and H^\dagger , respectively. The left-handed quark doublets (the right-handed up-type or down-type quarks) are denoted by q (u or d), while $V_{\mu\nu}$ ($\tilde{V}_{\mu\nu} = \epsilon^{\mu\nu\rho\sigma} V_{\rho\sigma}$) is the (dual) field strength tensor for a given gauge field of the electroweak interactions with $V = B, W^n$ ($n = \{1, 2, 3\}$), and τ^n are the Pauli matrices. The bosonic operators with (without) a dual field strength tensor are CP-odd (CP-even). For details of the formalism used see Ref. [127]. The expected and observed 95% confidence interval for the Wilson coefficients, using fits to the differential cross-section measured as a function of the observable that is indicated in the 3rd column (labeled as ‘‘Fit distr.’’), are shown in the 5th and 6th columns, respectively. Results are presented when excluding (lin.) or including (lin. + quad.) the pure dimension-six contributions to the EFT prediction, as indicated in the 4th column.

Wilson Coeff.	Operator Structure	Fit distr.	Param. Order	95% confidence interval [TeV ⁻²]	
				Expected	Observed
c_{HW}	$H^\dagger H W_{\mu\nu}^n W^{n\mu\nu}$	$\Delta\phi_{jj}$	lin.	[-1.7, 1.6]	[-2.6, 0.60]
			lin. + quad.	[-1.4, 1.4]	[-1.8, 0.61]
c_{HB}	$H^\dagger H B_{\mu\nu} B^{\mu\nu}$	$\Delta\phi_{jj}$	lin.	[-5.9, 6.4]	[-6.7, 4.6]
			lin. + quad.	[-0.59, 0.66]	[-0.60, 0.66]
c_{HWB}	$H^\dagger \tau^n H W_{\mu\nu}^n B^{\mu\nu}$	$\Delta\phi_{jj}$	lin.	[-10, 9]	[-14, 5.9]
			lin. + quad.	[-1.2, 1.1]	[-1.2, 1.1]
c_{Hq1}	$(H^\dagger i \overleftrightarrow{D}_\mu H)(\bar{q}\gamma^\mu q)$	p_T^{j1}	lin.	[-12, 15]	[-6.9, 22]
			lin. + quad.	[-1.9, 1.7]	[-2.2, 2.0]
c_{Hq3}	$(H^\dagger i \overleftrightarrow{D}_\mu^n H)(\bar{q}\tau^n \gamma^\mu q)$	p_T^{j1}	lin.	[-0.56, 0.47]	[-0.74, 0.30]
			lin. + quad.	[-0.43, 1.2]	[-0.56, 0.43]
c_{Hu}	$(H^\dagger i \overleftrightarrow{D}_\mu H)(\bar{u}\gamma^\mu u)$	p_T^{j1}	lin.	[-8.3, 6.9]	[-11, 4.2]
			lin. + quad.	[-2.0, 2.6]	[-2.5, 3.1]
c_{Hd}	$(H^\dagger i \overleftrightarrow{D}_\mu H)(\bar{d}\gamma^\mu d)$	p_T^{j1}	lin.	[-21, 25]	[-13, 33]
			lin. + quad.	[-3.0, 2.7]	[-3.7, 3.4]
$c_{H\tilde{W}}$	$H^\dagger H \tilde{W}_{\mu\nu}^n W^{n\mu\nu}$	$\Delta\phi_{jj}$	lin.	[-1.7, 1.7]	[-1.8, 1.3]
			lin. + quad.	[-1.4, 1.4]	[-1.1, 1.4]
$c_{H\tilde{B}}$	$H^\dagger H \tilde{B}_{\mu\nu} B^{\mu\nu}$	$\Delta\phi_{jj}$	lin.	[-28, 28]	[-32, 22]
			lin. + quad.	[-0.62, 0.62]	[-0.63, 0.63]
$c_{H\tilde{W}B}$	$H^\dagger \tau^n H \tilde{W}_{\mu\nu}^n B^{\mu\nu}$	$\Delta\phi_{jj}$	lin.	[-15, 15]	[-17, 12]
			lin. + quad.	[-1.2, 1.1]	[-1.2, 1.1]

constraints are provided for all Wilson coefficients when the quadratic term is added to the parameterization. In this case, the most stringent constraints, with absolute values of the upper and lower limits smaller than 1.0, are obtained for c_{Hq3} , c_{HWB} , and $c_{H\tilde{B}}$, but good constraints are also provided for c_{HW} , c_{HWB} , $c_{H\tilde{W}}$, and $c_{H\tilde{W}B}$. Such results shows the significant impact of the quadratic term and in turn the sensitivity to missing higher dimensional operators in the EFT expansion.

The sensitivities to the c_{HW} and $c_{H\tilde{W}}$ parameters is driven by the anomalous couplings at the VBF production and the $H \rightarrow WW^*$ decay vertices, whereas the CP even c_{HWB} and c_{HB} parameters affect other decay modes more significantly, e.g., $H \rightarrow \gamma\gamma$ [126], which reflects in the EFT effect on the branching ratio of the Higgs boson. For the CP-odd operators, since the interference contribution is zero in parity-even

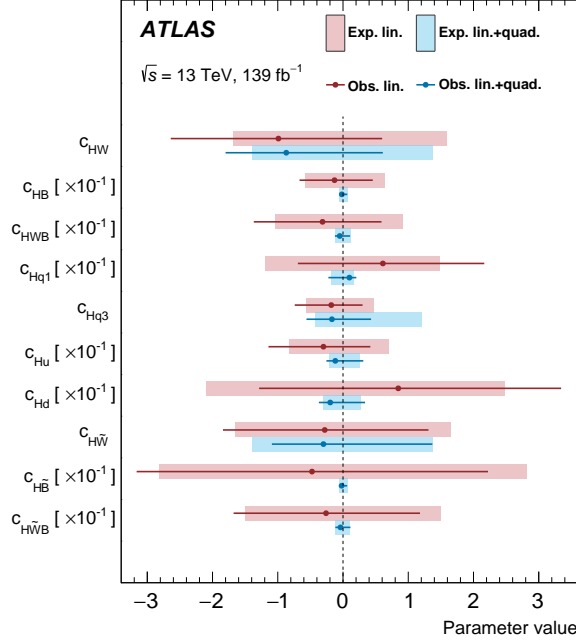


Figure 16: The observed and expected values of SMEFT Wilson coefficients from CP-even and CP-odd operators obtained with only one Wilson coefficient left floating at a time in the fit to data while all others are set to zero. The horizontal bands (bars) represent the expected (observed) error with a confidence level of 95% using the parameterizations excluding ('lin.') and including ('lin. + quad.') the pure dimension-six contributions, respectively. For the observed parameters, the data points represent the best-fit values. The values of c_{HB} , c_{HWB} , c_{Hq1} , c_{Hu} , c_{Hd} , $c_{H\bar{B}}$, and $c_{H\bar{W}B}$ are scaled by a factor of 0.1.

observables, the constraints set on these parameters are induced by the asymmetric shape effects in the $\Delta\phi_{jj}$ observable, which has CP-odd discrimination power. In the quadratic order, the branching ratio is affected by CP-odd operators, resulting in significant quadratic effect for the constraints of the $c_{H\bar{W}B}$ and $c_{H\bar{B}}$ parameters.

Correlations between pairs of SMEFT Wilson coefficients are measured using the bootstrapping technique presented in Section 8.2, and are shown in Figure 17. A large positive correlation of 80% is observed between c_{HW} and c_{HWB} . Large positive correlations (85%–98%) are also seen among CP-odd coefficients, which in turn have moderate correlations (approx. $\pm 30\%$ to $\pm 40\%$) with the CP-even coefficients associated with the Higgs boson interacting with vector bosons (c_{HW} , c_{HB} , and c_{HWB}) and very small correlations with coefficients associated with the Higgs boson interacting with quarks (c_{Hq1} , c_{Hq3} , c_{Hu} , and c_{Hd}). The latter coefficients show large (positive or negative) correlations among each other and moderate (positive or negative) correlations (approx. $\pm 30\%$ to $\pm 60\%$) with the CP-even c_{HW} , c_{HB} , and c_{HWB} coefficients. Moderate correlations are observed between c_{HB} and c_{HWB} , and between c_{HB} and c_{HW} .

Since correlations between pairs of differential cross-sections are provided, as detailed in Section 8.2, pairs of measurements can be used to set constraints on new and different models of physics beyond the SM, for example in future global fits.

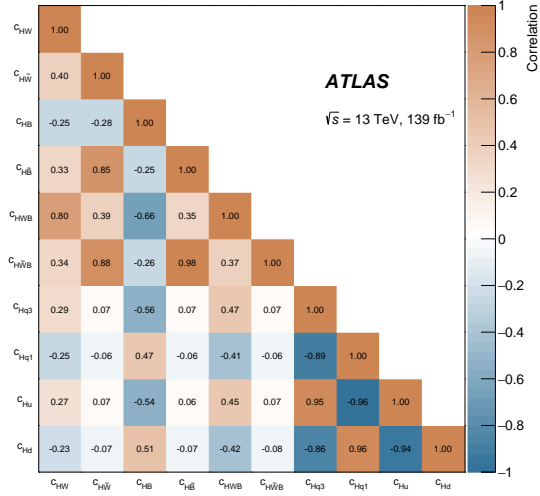


Figure 17: Correlations between the measured SMEFT Wilson coefficients.

10 Conclusion

Integrated and differential fiducial cross-section measurements for the vector-boson fusion production of the Higgs boson in the $H \rightarrow WW^* \rightarrow e\nu\mu\nu$ final state are presented using proton–proton collision data collected by the ATLAS experiment at a center-of-mass energy of $\sqrt{s} = 13 \text{ TeV}$ and with an integrated luminosity of 139 fb^{-1} . The data are selected by requiring one electron and one muon from the decay of W bosons along with two energetic jets in the final state and are corrected to particle level. The measured integrated fiducial cross-section is $\sigma^{\text{fid}} = 1.68 \pm 0.33 \text{ (stat)} \pm 0.23 \text{ (sys)} \text{ fb}$. It is found to be consistent with SM predictions that include NLO QCD and NLO electroweak corrections and with LO QCD calculations that implement parton showering. The fiducial cross-section is also measured differentially as a function of kinematic and angular variables of the final-state charged leptons and jets that are sensitive to the Higgs boson production and decay. The uncertainties in the differential cross-section measurements are driven by the data statistical uncertainty. Correlations between the differential fiducial cross-section measurements are provided to allow their simultaneous use in future studies of new physics signatures and tuning of SM predictions. Simulations at LO and NLO QCD interfaced to parton shower routines provide a good description of the data in most regions of phase space, while a fixed-order NLO calculation overestimates the experimental results in several kinematic regions at the level of one to two standard deviations. An EFT framework that includes the interference between the SM and dimension-six amplitudes as well as pure dimension-six terms is used to set limits on CP-even and CP-odd dimension-six operators. Stringent constraints are set on several CP-even and CP-odd EFT parameters that are sensitive to the interactions between the Higgs boson and vector bosons as well as CP-even operators that are sensitive to the interactions between the Higgs bosons and quarks. The most stringent constraints are obtained when the quadratic term is added to the EFT parameterization, indicating that those limits are sensitive to neglected contributions of higher-dimensional operators in the EFT expansion.

Acknowledgements

We thank CERN for the very successful operation of the LHC, as well as the support staff from our institutions without whom ATLAS could not be operated efficiently.

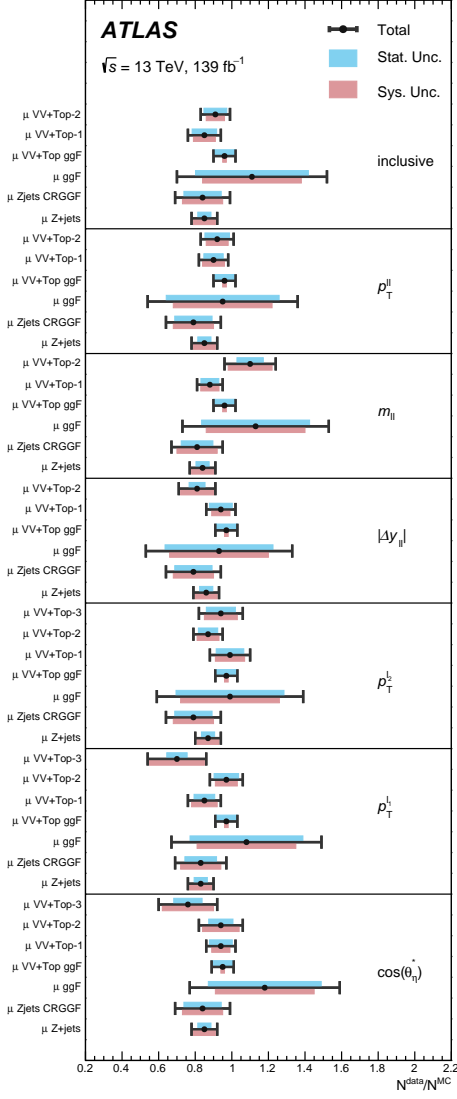
We acknowledge the support of ANPCyT, Argentina; YerPhI, Armenia; ARC, Australia; BMWFW and FWF, Austria; ANAS, Azerbaijan; CNPq and FAPESP, Brazil; NSERC, NRC and CFI, Canada; CERN; ANID, Chile; CAS, MOST and NSFC, China; Minciencias, Colombia; MEYS CR, Czech Republic; DNRF and DNSRC, Denmark; IN2P3-CNRS and CEA-DRF/IRFU, France; SRNSFG, Georgia; BMBF, HGF and MPG, Germany; GSRI, Greece; RGC and Hong Kong SAR, China; ISF and Benozziyo Center, Israel; INFN, Italy; MEXT and JSPS, Japan; CNRST, Morocco; NWO, Netherlands; RCN, Norway; MEiN, Poland; FCT, Portugal; MNE/IFA, Romania; MESTD, Serbia; MSSR, Slovakia; ARRS and MIZŠ, Slovenia; DSI/NRF, South Africa; MICINN, Spain; SRC and Wallenberg Foundation, Sweden; SERI, SNSF and Cantons of Bern and Geneva, Switzerland; MOST, Taiwan; TENMAK, Türkiye; STFC, United Kingdom; DOE and NSF, United States of America. In addition, individual groups and members have received support from BCKDF, CANARIE, Compute Canada and CRC, Canada; PRIMUS 21/SCI/017 and UNCE SCI/013, Czech Republic; COST, ERC, ERDF, Horizon 2020, ICSC-NextGenerationEU and Marie Skłodowska-Curie Actions, European Union; Investissements d’Avenir Labex, Investissements d’Avenir IDEX and ANR, France; DFG and AvH Foundation, Germany; Herakleitos, Thales and Aristeia programmes co-financed by EU-ESF and the Greek NSRF, Greece; BSF-NSF and MINERVA, Israel; Norwegian Financial Mechanism 2014-2021, Norway; NCN and NAWA, Poland; La Caixa Banking Foundation, CERCA Programme Generalitat de Catalunya and PROMETEO and GenT Programmes Generalitat Valenciana, Spain; Göran Gustafssons Stiftelse, Sweden; The Royal Society and Leverhulme Trust, United Kingdom.

The crucial computing support from all WLCG partners is acknowledged gratefully, in particular from CERN, the ATLAS Tier-1 facilities at TRIUMF (Canada), NDGF (Denmark, Norway, Sweden), CC-IN2P3 (France), KIT/GridKA (Germany), INFN-CNAF (Italy), NL-T1 (Netherlands), PIC (Spain), ASGC (Taiwan), RAL (UK) and BNL (USA), the Tier-2 facilities worldwide and large non-WLCG resource providers. Major contributors of computing resources are listed in Ref. [131].

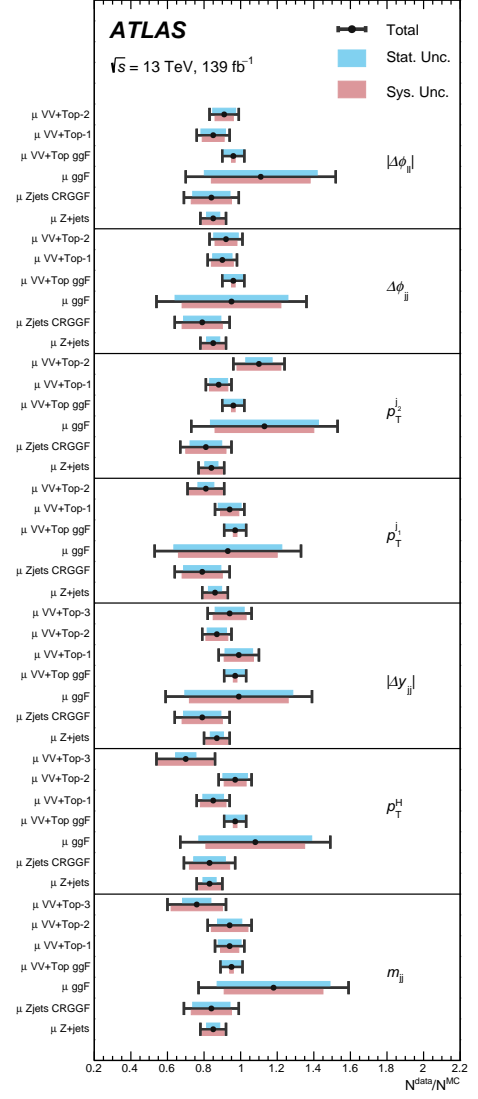
Appendix

A Background normalization factors

The values of the background normalization parameters for all measured differential cross-sections, as results of the fit to data, are shown in Figure 18 for the integrated and differential fiducial cross-section measurements.



(a)



(b)

Figure 18: Background normalization factors for the measurements of integrated and differential fiducial cross-sections as results of their respective fits to data. The normalization factors for the integrated and differential fiducial cross-sections as a function of $p_T^{\ell\ell}$, $m_{\ell\ell}$, $|\Delta y_{\ell\ell}|$, $p_T^{\ell_1}$, $p_T^{\ell_2}$, and $\cos(\theta_n^*)$ are shown in (a), while those for the differential fiducial cross-sections as a function of $|\Delta\phi_{\ell\ell}|$, $\Delta\phi_{jj}$, $p_T^{j_1}$, $p_T^{j_2}$, $|\Delta y_{jj}|$, p_T^H , and m_{jj} are shown in (b).

B Correlation Matrices

The correlation matrix between the measured integrated cross-section and the background normalization factors is shown in Figure 19 while the correlation matrices for the differential cross-sections are shown in Figures 20, 21 and 22.

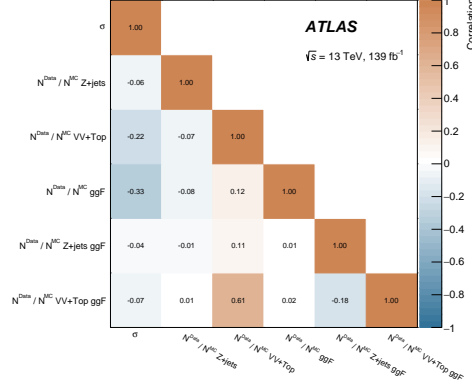


Figure 19: The correlation matrix between the measured integrated cross-section and the background normalization factors.

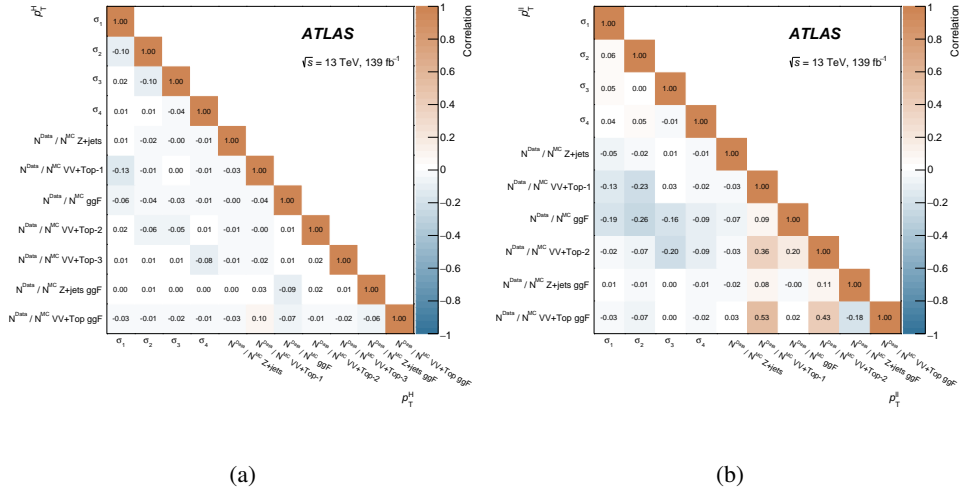


Figure 20: The correlation matrices between the background normalization factors and the measured differential cross-sections in bins of the (a) p_T^H and (b) $p_T^{\ell\ell}$ variables. The symbol σ_i is the cross-section in bin- i .

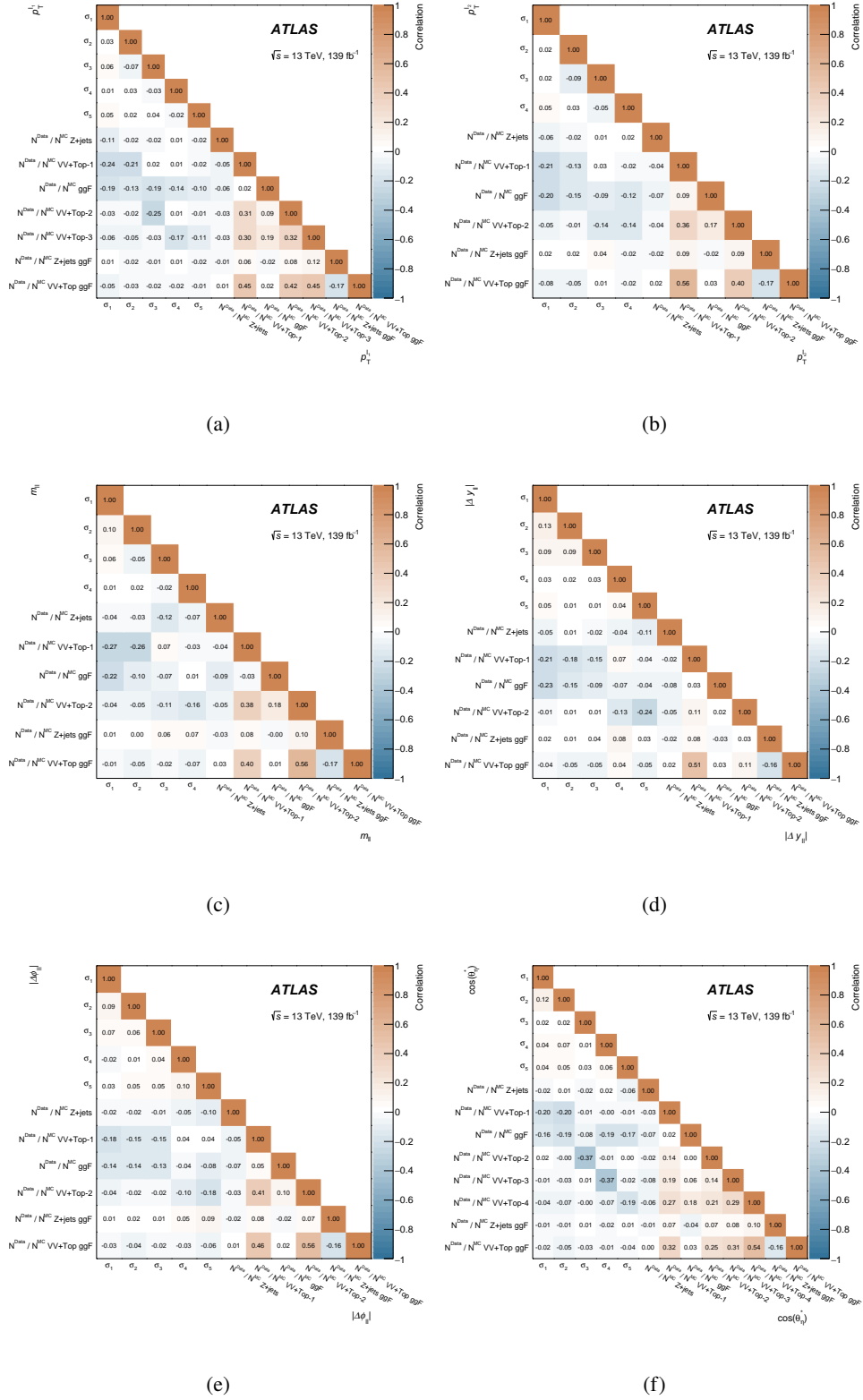
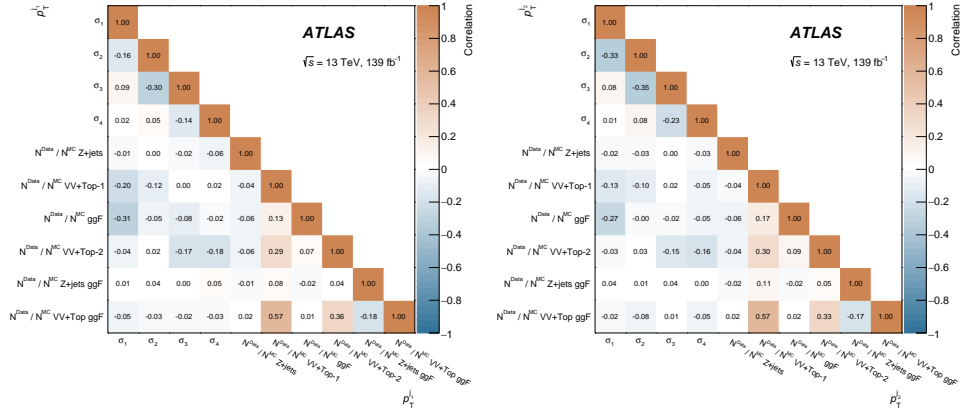
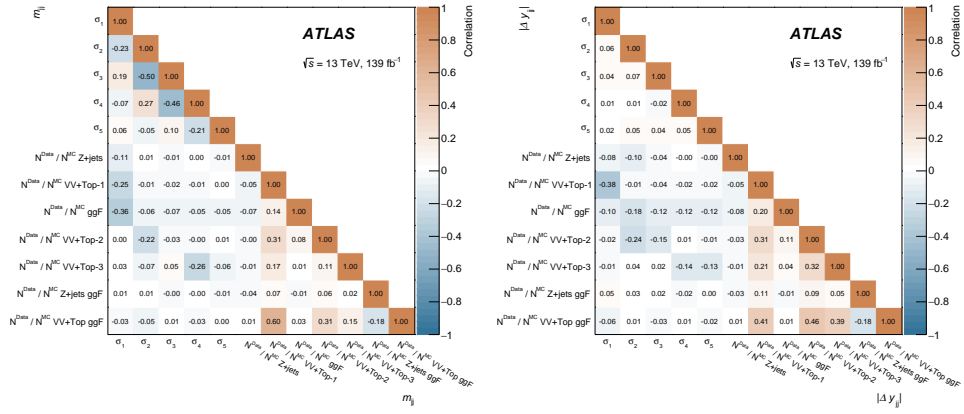


Figure 21: The correlation matrices between the background normalization factors and the measured differential cross-sections in bins of lepton kinematic variables such as (a) $p_T^{\ell_1}$, (b) $p_T^{\ell_2}$, (c) $m_{\ell\ell}$, (d) $|\Delta y_{\ell\ell}|$, (e) $|\Delta\phi_{\ell\ell}|$, and (f) $\cos(\theta_{\ell}^*)$. The symbol σ_i is the cross-section in bin- i .



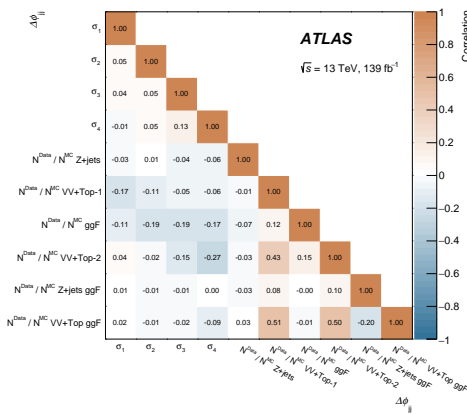
(a)

(b)



(c)

(d)



(e)

Figure 22: The correlation matrices between the background normalization factors and the measured differential cross-sections in bins of jet kinematic variables such as (a) $p_T^{j_1}$, (b) $p_T^{j_2}$, (c) m_{jj} , (d) $|\Delta y_{jj}|$, and (e) $\Delta\phi_{jj}$. The symbol σ_i is the cross-section in bin- i .

References

- [1] ATLAS Collaboration, *Observation of a new particle in the search for the Standard Model Higgs boson with the ATLAS detector at the LHC*, *Phys. Lett. B* **716** (2012) 1, arXiv: [1207.7214 \[hep-ex\]](#).
- [2] CMS Collaboration, *Observation of a new boson at a mass of 125 GeV with the CMS experiment at the LHC*, *Phys. Lett. B* **716** (2012) 30, arXiv: [1207.7235 \[hep-ex\]](#).
- [3] R. Cahn and S. Dawson, *Production of very massive Higgs bosons*, *Phys. Lett. B* **136** (1984) 196, [Erratum: *Phys. Lett. B* 138 (1984) 464], ISSN: 0370-2693, URL: <http://www.sciencedirect.com/science/article/pii/0370269384911808>.
- [4] ATLAS Collaboration, *A detailed map of Higgs boson interactions by the ATLAS experiment ten years after the discovery*, *Nature* **607** (2022) 52, arXiv: [2207.00092 \[hep-ex\]](#).
- [5] CMS Collaboration, *A portrait of the Higgs boson by the CMS experiment ten years after the discovery*, *Nature* **607** (2022) 60, arXiv: [2207.00043 \[hep-ex\]](#).
- [6] ATLAS and CMS Collaborations, *Measurements of the Higgs boson production and decay rates and constraints on its couplings from a combined ATLAS and CMS analysis of the LHC pp collision data at $\sqrt{s} = 7$ and 8 TeV*, *JHEP* **08** (2016) 045, arXiv: [1606.02266 \[hep-ex\]](#).
- [7] CMS Collaboration, *Measurements of properties of the Higgs boson decaying to a W boson pair in pp collisions at $\sqrt{s} = 13$ TeV*, *Phys. Lett. B* **791** (2019) 96, arXiv: [1806.05246 \[hep-ex\]](#).
- [8] CMS Collaboration, *Observation of a new boson with mass near 125 GeV in pp collisions at $\sqrt{s} = 7$ and 8 TeV*, *JHEP* **06** (2013) 081, arXiv: [1303.4571 \[hep-ex\]](#).
- [9] ATLAS Collaboration, *Measurements of gluon-gluon fusion and vector-boson fusion Higgs boson production cross-sections in the $H \rightarrow WW^* \rightarrow e\nu\mu\nu$ decay channel in pp collisions at $\sqrt{s} = 13$ TeV with the ATLAS detector*, *Phys. Lett. B* **789** (2019) 508, arXiv: [1808.09054 \[hep-ex\]](#).
- [10] ATLAS Collaboration, *Observation and measurement of Higgs boson decays to WW^* with the ATLAS detector*, *Phys. Rev. D* **92** (2015) 012006, arXiv: [1412.2641 \[hep-ex\]](#).
- [11] ATLAS Collaboration, *Constraints on Higgs boson properties using $WW^*(\rightarrow e\nu\mu\nu)jj$ production in 36.1 fb^{-1} of $\sqrt{s} = 13$ TeV pp collisions with the ATLAS detector*, *Eur. Phys. J. C* **82** (2021) 622, arXiv: [2109.13808 \[hep-ex\]](#).
- [12] ATLAS Collaboration, *Measurements of Higgs boson production by gluon-gluon fusion and vector-boson fusion using $H \rightarrow WW^* \rightarrow e\nu\mu\nu$ decays in pp collisions at $\sqrt{s} = 13$ TeV with the ATLAS detector*, *Phys. Rev. D* **108** (2022) 032005, arXiv: [2207.00338 \[hep-ex\]](#).
- [13] CMS Collaboration, *Measurements of the Higgs boson production cross section and couplings in the WW boson pair decay channel in proton-proton collisions at $\sqrt{s} = 13$ TeV*, *Eur. Phys. J. C* **83** (2022) 667, arXiv: [2206.09466 \[hep-ex\]](#).

- [14] ATLAS Collaboration, *The ATLAS Experiment at the CERN Large Hadron Collider*, [JINST 3 \(2008\) S08003](#).
- [15] ATLAS Collaboration, *ATLAS Insertable B-Layer: Technical Design Report*, ATLAS-TDR-19; CERN-LHCC-2010-013, 2010, URL: <https://cds.cern.ch/record/1291633>, Addendum: ATLAS-TDR-19-ADD-1; CERN-LHCC-2012-009, 2012, URL: <https://cds.cern.ch/record/1451888>.
- [16] B. Abbott et al., *Production and integration of the ATLAS Insertable B-Layer*, [JINST 13 \(2018\) T05008](#), arXiv: [1803.00844 \[physics.ins-det\]](#).
- [17] ATLAS Collaboration, *Performance of the ATLAS trigger system in 2015*, [Eur. Phys. J. C 77 \(2017\) 317](#), arXiv: [1611.09661 \[hep-ex\]](#).
- [18] ATLAS Collaboration, *The ATLAS Collaboration Software and Firmware*, ATL-SOFT-PUB-2021-001, 2021, URL: <https://cds.cern.ch/record/2767187>.
- [19] ATLAS Collaboration, *ATLAS data quality operations and performance for 2015–2018 data-taking*, [JINST 15 \(2020\) P04003](#), arXiv: [1911.04632 \[physics.ins-det\]](#).
- [20] S. Agostinelli et al., *GEANT4 – a simulation toolkit*, [Nucl. Instrum. Meth. A 506 \(2003\) 250](#).
- [21] ATLAS Collaboration, *The ATLAS Simulation Infrastructure*, [Eur. Phys. J. C 70 \(2010\) 823](#), arXiv: [1005.4568 \[physics.ins-det\]](#).
- [22] ATLAS Collaboration, *Studies of the muon momentum calibration and performance of the ATLAS detector with pp collisions at $\sqrt{s}=13$ TeV*, (2022), arXiv: [2212.07338 \[hep-ex\]](#).
- [23] ATLAS Collaboration, *Electron reconstruction and identification in the ATLAS experiment using the 2015 and 2016 LHC proton–proton collision data at $\sqrt{s} = 13$ TeV*, [Eur. Phys. J. C 79 \(2019\) 639](#), arXiv: [1902.04655 \[physics.ins-det\]](#).
- [24] ATLAS Collaboration, *Muon reconstruction performance of the ATLAS detector in proton–proton collision data at $\sqrt{s} = 13$ TeV*, [Eur. Phys. J. C 76 \(2016\) 292](#), arXiv: [1603.05598 \[hep-ex\]](#).
- [25] T. Sjöstrand, S. Mrenna and P. Skands, *A brief introduction to PYTHIA 8.1*, [Comput. Phys. Commun. 178 \(2008\) 852](#), arXiv: [0710.3820 \[hep-ph\]](#).
- [26] ATLAS Collaboration, *The Pythia 8 A3 tune description of ATLAS minimum bias and inelastic measurements incorporating the Donnachie–Landshoff diffractive model*, ATL-PHYS-PUB-2016-017, 2016, URL: <https://cds.cern.ch/record/2206965>.
- [27] NNPDF Collaboration, R. D. Ball et al., *Parton distributions with LHC data*, [Nucl. Phys. B 867 \(2013\) 244](#), arXiv: [1207.1303 \[hep-ph\]](#).
- [28] P. Nason, *A new method for combining NLO QCD with shower Monte Carlo algorithms*, [JHEP 11 \(2004\) 040](#), arXiv: [hep-ph/0409146](#).
- [29] S. Frixione, P. Nason and C. Oleari, *Matching NLO QCD computations with parton shower simulations: the POWHEG method*, [JHEP 11 \(2007\) 070](#), arXiv: [0709.2092 \[hep-ph\]](#).
- [30] S. Alioli, P. Nason, C. Oleari and E. Re, *A general framework for implementing NLO calculations in shower Monte Carlo programs: the POWHEG BOX*, [JHEP 06 \(2010\) 043](#), arXiv: [1002.2581 \[hep-ph\]](#).

- [31] P. Nason and C. Oleari, *NLO Higgs boson production via vector-boson fusion matched with shower in POWHEG*, *JHEP* **02** (2010) 037, arXiv: [0911.5299 \[hep-ph\]](#).
- [32] T. Sjöstrand et al., *An introduction to PYTHIA 8.2*, *Comput. Phys. Commun.* **191** (2015) 159, arXiv: [1410.3012 \[hep-ph\]](#).
- [33] ATLAS Collaboration, *Validation of signal Monte Carlo event generation in searches for Higgs boson pairs with the ATLAS detector*, ATL-PHYS-PUB-2019-007, 2019, URL: <https://cds.cern.ch/record/2665057>.
- [34] ATLAS Collaboration, *Measurement of the Z/γ^* boson transverse momentum distribution in pp collisions at $\sqrt{s} = 7$ TeV with the ATLAS detector*, *JHEP* **09** (2014) 145, arXiv: [1406.3660 \[hep-ex\]](#).
- [35] D. J. Lange, *The EvtGen particle decay simulation package*, *Nucl. Instrum. Meth. A* **462** (2001) 152.
- [36] M. Ciccolini, A. Denner and S. Dittmaier, *Strong and Electroweak Corrections to the Production of a Higgs Boson + 2 Jets via Weak Interactions at the Large Hadron Collider*, *Phys. Rev. Lett.* **99** (2007) 161803, arXiv: [0707.0381 \[hep-ph\]](#).
- [37] M. Ciccolini, A. Denner and S. Dittmaier, *Electroweak and QCD corrections to Higgs production via vector-boson fusion at the CERN LHC*, *Phys. Rev. D* **77** (2008) 013002, arXiv: [0710.4749 \[hep-ph\]](#).
- [38] P. Bolzoni, F. Maltoni, S.-O. Moch and M. Zaro, *Higgs Boson Production via Vector-Boson Fusion at Next-to-Next-to-Leading Order in QCD*, *Phys. Rev. Lett.* **105** (2010) 011801, arXiv: [1003.4451 \[hep-ph\]](#).
- [39] A. Djouadi, J. Kalinowski and M. Spira, *HDECAY: A program for Higgs boson decays in the Standard Model and its supersymmetric extension*, *Comput. Phys. Commun.* **108** (1998) 56, arXiv: [hep-ph/9704448](#).
- [40] M. Spira, *QCD Effects in Higgs Physics*, *Fortsch. Phys.* **46** (1998) 203, arXiv: [hep-ph/9705337](#).
- [41] A. Djouadi, M. M. Mühlleitner and M. Spira, *Decays of Supersymmetric particles: The Program SUSY-HIT (SUSpect-SdecaY-Hdecay-InTerface)*, *Acta Phys. Polon. B* **38** (2007) 635, arXiv: [hep-ph/0609292](#).
- [42] A. Bredenstein, A. Denner, S. Dittmaier and M. M. Weber, *Radiative corrections to the semileptonic and hadronic Higgs-boson decays $H \rightarrow WW/ZZ \rightarrow 4$ fermions*, *JHEP* **02** (2007) 080, arXiv: [hep-ph/0611234](#).
- [43] A. Bredenstein, A. Denner, S. Dittmaier and M. M. Weber, *Precise predictions for the Higgs-boson decay $H \rightarrow WW/ZZ \rightarrow 4$ leptons*, *Phys. Rev. D* **74** (2006) 013004, arXiv: [hep-ph/0604011 \[hep-ph\]](#).
- [44] A. Bredenstein, A. Denner, S. Dittmaier and M. M. Weber, *Precision calculations for the Higgs decays $H \rightarrow ZZ/WW \rightarrow 4$ leptons*, *Nucl. Phys. Proc. Suppl.* **160** (2006) 131, arXiv: [hep-ph/0607060 \[hep-ph\]](#).
- [45] J. Butterworth et al., *PDF4LHC recommendations for LHC Run II*, *J. Phys. G* **43** (2016) 023001, arXiv: [1510.03865 \[hep-ph\]](#).
- [46] M. Bähr et al., *Herwig++ physics and manual*, *Eur. Phys. J. C* **58** (2008) 639, arXiv: [0803.0883 \[hep-ph\]](#).

- [47] J. Bellm et al., *Herwig 7.0/Herwig++ 3.0 release note*, *Eur. Phys. J. C* **76** (2016) 196, arXiv: [1512.01178 \[hep-ph\]](#).
- [48] J. Butterworth, J. R. Forshaw and M. Seymour, *Multiparton interactions in photoproduction at HERA*, *Z. Phys. C* **72** (1996) 637, arXiv: [hep-ph/9601371](#).
- [49] L. A. Harland-Lang, A. D. Martin, P. Motylinski and R. S. Thorne, *Parton distributions in the LHC era: MMHT 2014 PDFs*, *Eur. Phys. J. C* **75** (2015) 204, arXiv: [1412.3989 \[hep-ph\]](#).
- [50] J. Alwall et al., *The automated computation of tree-level and next-to-leading order differential cross sections, and their matching to parton shower simulations*, *JHEP* **07** (2014) 079, arXiv: [1405.0301 \[hep-ph\]](#).
- [51] S. Catani, F. Krauss, B. R. Webber and R. Kuhn, *QCD Matrix Elements + Parton Showers*, *JHEP* **11** (2001) 063, arXiv: [hep-ph/0109231](#).
- [52] P. Artoisenet, R. Frederix, O. Mattelaer and R. Rietkerk, *Automatic spin-entangled decays of heavy resonances in Monte Carlo simulations*, *JHEP* **03** (2013) 015, arXiv: [1212.3460 \[hep-ph\]](#).
- [53] The NNPDF Collaboration, R. D. Ball et al., *Parton distributions for the LHC run II*, *JHEP* **04** (2015) 040, arXiv: [1410.8849 \[hep-ph\]](#).
- [54] J. Baglio et al., *VBFNLO: A Parton Level Monte Carlo for Processes with Electroweak Bosons – Manual for Version 2.7.0*, (2011), arXiv: [1107.4038 \[hep-ph\]](#).
- [55] S. Dulat et al., *New parton distribution functions from a global analysis of quantum chromodynamics*, *Phys. Rev. D* **93** (2016) 033006, arXiv: [1506.07443 \[hep-ph\]](#).
- [56] ATLAS Collaboration, *ATLAS Pythia 8 tunes to 7 TeV data*, ATL-PHYS-PUB-2014-021, 2014, URL: <https://cds.cern.ch/record/1966419>.
- [57] K. Hamilton, P. Nason and G. Zanderighi, *MINLO: multi-scale improved NLO*, *JHEP* **10** (2012) 155, arXiv: [1206.3572 \[hep-ph\]](#).
- [58] J. M. Campbell et al., *NLO Higgs boson production plus one and two jets using the POWHEG BOX, MadGraph4 and MCFM*, *JHEP* **07** (2012) 092, arXiv: [1202.5475 \[hep-ph\]](#).
- [59] K. Hamilton, P. Nason, C. Oleari and G. Zanderighi, *Merging H/W/Z + 0 and 1 jet at NLO with no merging scale: a path to parton shower + NNLO matching*, *JHEP* **05** (2013) 082, arXiv: [1212.4504 \[hep-ph\]](#).
- [60] K. Hamilton, P. Nason, E. Re and G. Zanderighi, *NNLOPS simulation of Higgs boson production*, *JHEP* **10** (2013) 222, arXiv: [1309.0017 \[hep-ph\]](#).
- [61] K. Hamilton, P. Nason and G. Zanderighi, *Finite quark-mass effects in the NNLOPS POWHEG+MiNLO Higgs generator*, *JHEP* **05** (2015) 140, arXiv: [1501.04637 \[hep-ph\]](#).
- [62] S. Catani and M. Grazzini, *Next-to-Next-to-Leading-Order Subtraction Formalism in Hadron Collisions and its Application to Higgs-boson Production at the Large Hadron Collider*, *Phys. Rev. Lett.* **98** (2007) 222002, arXiv: [hep-ph/0703012 \[hep-ph\]](#).
- [63] M. Grazzini, *NNLO predictions for the Higgs boson signal in the $H \rightarrow WW \rightarrow l\nu l\nu$ and $H \rightarrow ZZ \rightarrow 4l$ decay channels*, *JHEP* **02** (2008) 043, arXiv: [0801.3232 \[hep-ph\]](#).

- [64] D. de Florian et al.,
Handbook of LHC Higgs Cross Sections: 4. Deciphering the Nature of the Higgs Sector,
CERN Yellow Reports: Monographs **2/2017** (2017), arXiv: [1610.07922 \[hep-ph\]](#).
- [65] C. Anastasiou et al.,
High precision determination of the gluon fusion Higgs boson cross-section at the LHC,
JHEP **05** (2016) 058, arXiv: [1602.00695 \[hep-ph\]](#).
- [66] C. Anastasiou, C. Duhr, F. Dulat, F. Herzog and B. Mistlberger,
Higgs Boson Gluon-Fusion Production in QCD at Three Loops,
Phys. Rev. Lett. **114** (2015) 212001, arXiv: [1503.06056 \[hep-ph\]](#).
- [67] F. Dulat, A. Lazopoulos and B. Mistlberger, *iHixs 2 – Inclusive Higgs cross sections*,
Comput. Phys. Commun. **233** (2018) 243, arXiv: [1802.00827 \[hep-ph\]](#).
- [68] R. V. Harlander and K. J. Ozeren,
Finite top mass effects for hadronic Higgs production at next-to-next-to-leading order,
JHEP **11** (2009) 088, arXiv: [0909.3420 \[hep-ph\]](#).
- [69] R. V. Harlander and K. J. Ozeren,
Top mass effects in Higgs production at next-to-next-to-leading order QCD: Virtual corrections,
Phys. Lett. B **679** (2009) 467, arXiv: [0907.2997 \[hep-ph\]](#).
- [70] R. V. Harlander, H. Mantler, S. Marzani and K. J. Ozeren,
Higgs production in gluon fusion at next-to-next-to-leading order QCD for finite top mass,
Eur. Phys. J. C **66** (2010) 359, arXiv: [0912.2104 \[hep-ph\]](#).
- [71] A. Pak, M. Rogal and M. Steinhauser,
Finite top quark mass effects in NNLO Higgs boson production at LHC, *JHEP* **02** (2010) 025,
arXiv: [0911.4662 \[hep-ph\]](#).
- [72] S. Actis, G. Passarino, C. Sturm and S. Uccirati,
NLO electroweak corrections to Higgs boson production at hadron colliders,
Phys. Lett. B **670** (2008) 12, arXiv: [0809.1301 \[hep-ph\]](#).
- [73] S. Actis, G. Passarino, C. Sturm and S. Uccirati,
NNLO computational techniques: The cases $H \rightarrow \gamma\gamma$ and $H \rightarrow gg$, *Nucl. Phys. B* **811** (2009) 182,
arXiv: [0809.3667 \[hep-ph\]](#).
- [74] M. Bonetti, K. Melnikov and L. Tancredi, *Higher order corrections to mixed QCD-EW contributions to Higgs boson production in gluon fusion*, *Phys. Rev. D* **97** (2018) 056017,
arXiv: [1801.10403 \[hep-ph\]](#), Erratum: *Phys. Rev. D* **97** (2018) 099906(E).
- [75] M. L. Ciccolini, S. Dittmaier and M. Krämer,
Electroweak radiative corrections to associated WH and ZH production at hadron colliders,
Phys. Rev. D **68** (2003) 073003, arXiv: [hep-ph/0306234 \[hep-ph\]](#).
- [76] O. Brein, A. Djouadi and R. Harlander,
NNLO QCD corrections to the Higgs-strahlung processes at hadron colliders,
Phys. Lett. B **579** (2004) 149, arXiv: [hep-ph/0307206](#).
- [77] O. Brein, R. V. Harlander, M. Wiesemann and T. Zirke,
Top-quark mediated effects in hadronic Higgs-Strahlung, *Eur. Phys. J. C* **72** (2012) 1868,
arXiv: [1111.0761 \[hep-ph\]](#).

- [78] A. Denner, S. Dittmaier, S. Kallweit and A. Mück, *HAWK 2.0: A Monte Carlo program for Higgs production in vector-boson fusion and Higgs strahlung at hadron colliders*, *Comput. Phys. Commun.* **195** (2015) 161, arXiv: [1412.5390 \[hep-ph\]](#).
- [79] O. Brein, R. V. Harlander and T. J. E. Zirke, *vh@nnlo – Higgs Strahlung at hadron colliders*, *Comput. Phys. Commun.* **184** (2013) 998, arXiv: [1210.5347 \[hep-ph\]](#).
- [80] E. Bothmann et al., *Event generation with Sherpa 2.2*, *SciPost Phys.* **7** (2019) 034, arXiv: [1905.09127 \[hep-ph\]](#).
- [81] F. Caola, K. Melnikov, R. Rontsch and L. Tancredi, *QCD corrections to ZZ production in gluon fusion at the LHC*, *Phys. Rev. D* **92** (2015) 094028, arXiv: [1509.06734 \[hep-ph\]](#).
- [82] T. Gleisberg and S. Höche, *Comix, a new matrix element generator*, *JHEP* **12** (2008) 039, arXiv: [0808.3674 \[hep-ph\]](#).
- [83] S. Schumann and F. Krauss, *A parton shower algorithm based on Catani–Seymour dipole factorisation*, *JHEP* **03** (2008) 038, arXiv: [0709.1027 \[hep-ph\]](#).
- [84] S. Höche, F. Krauss, M. Schönherr and F. Siegert, *A critical appraisal of NLO+PS matching methods*, *JHEP* **09** (2012) 049, arXiv: [1111.1220 \[hep-ph\]](#).
- [85] S. Höche, F. Krauss, M. Schönherr and F. Siegert, *QCD matrix elements + parton showers. The NLO case*, *JHEP* **04** (2013) 027, arXiv: [1207.5030 \[hep-ph\]](#).
- [86] S. Höche, F. Krauss, S. Schumann and F. Siegert, *QCD matrix elements and truncated showers*, *JHEP* **05** (2009) 053, arXiv: [0903.1219 \[hep-ph\]](#).
- [87] F. Cascioli et al., *Precise Higgs-background predictions: merging NLO QCD and squared quark-loop corrections to four-lepton + 0,1 jet production*, *JHEP* **01** (2014) 046, arXiv: [1309.0500 \[hep-ph\]](#).
- [88] F. Cascioli, P. Maierhöfer and S. Pozzorini, *Scattering Amplitudes with Open Loops*, *Phys. Rev. Lett.* **108** (2012) 111601, arXiv: [1111.5206 \[hep-ph\]](#).
- [89] A. Denner, S. Dittmaier and L. Hofer, *COLLIER: A fortran-based complex one-loop library in extended regularizations*, *Comput. Phys. Commun.* **212** (2017) 220, arXiv: [1604.06792 \[hep-ph\]](#).
- [90] C. Anastasiou, L. Dixon, K. Melnikov and F. Petriello, *High-precision QCD at hadron colliders: Electroweak gauge boson rapidity distributions at next-to-next-to leading order*, *Phys. Rev. D* **69** (2004) 094008, arXiv: [hep-ph/0312266](#).
- [91] ATLAS Collaboration, *Studies on top-quark Monte Carlo modelling for Top2016*, ATL-PHYS-PUB-2016-020, 2016, URL: <https://cds.cern.ch/record/2216168>.
- [92] M. Czakon et al., *Top-pair production at the LHC through NNLO QCD and NLO EW*, *JHEP* **10** (2017) 186, arXiv: [1705.04105 \[hep-ph\]](#).
- [93] M. Czakon, P. Fiedler and A. Mitov, *Total Top-Quark Pair-Production Cross Section at Hadron Colliders Through $O(\alpha_S^4)$* , *Phys. Rev. Lett.* **110** (2013) 252004, arXiv: [1303.6254 \[hep-ph\]](#).

- [94] S. Frixione, E. Laenen, P. Motylinski, C. White and B. R. Webber, *Single-top hadroproduction in association with a W boson*, *JHEP* **07** (2008) 029, arXiv: [0805.3067 \[hep-ph\]](#).
- [95] ATLAS Collaboration, *Performance of electron and photon triggers in ATLAS during LHC Run 2*, *Eur. Phys. J. C* **80** (2020) 47, arXiv: [1909.00761 \[hep-ex\]](#).
- [96] ATLAS Collaboration, *Performance of the ATLAS muon triggers in Run 2*, *JINST* **15** (2020) P09015, arXiv: [2004.13447 \[physics.ins-det\]](#).
- [97] ATLAS Collaboration, *Muon reconstruction and identification efficiency in ATLAS using the full Run 2 pp collision data set at $\sqrt{s} = 13$ TeV*, *Eur. Phys. J. C* **81** (2021) 578, arXiv: [2012.00578 \[hep-ex\]](#).
- [98] ATLAS Collaboration, *Electron and photon performance measurements with the ATLAS detector using the 2015–2017 LHC proton–proton collision data*, *JINST* **14** (2019) P12006, arXiv: [1908.00005 \[hep-ex\]](#).
- [99] M. Cacciari, G. P. Salam and G. Soyez, *The anti- k_t jet clustering algorithm*, *JHEP* **04** (2008) 063, arXiv: [0802.1189 \[hep-ph\]](#).
- [100] M. Cacciari, G. P. Salam and G. Soyez, *FastJet user manual*, *Eur. Phys. J. C* **72** (2012) 1896, arXiv: [1111.6097 \[hep-ph\]](#).
- [101] ATLAS Collaboration, *Jet reconstruction and performance using particle flow with the ATLAS Detector*, *Eur. Phys. J. C* **77** (2017) 466, arXiv: [1703.10485 \[hep-ex\]](#).
- [102] ATLAS Collaboration, *Jet energy scale and resolution measured in proton–proton collisions at $\sqrt{s} = 13$ TeV with the ATLAS detector*, *Eur. Phys. J. C* **81** (2020) 689, arXiv: [2007.02645 \[hep-ex\]](#).
- [103] ATLAS Collaboration, *Performance of pile-up mitigation techniques for jets in pp collisions at $\sqrt{s} = 8$ TeV using the ATLAS detector*, *Eur. Phys. J. C* **76** (2016) 581, arXiv: [1510.03823 \[hep-ex\]](#).
- [104] ATLAS Collaboration, *ATLAS b-jet identification performance and efficiency measurement with $t\bar{t}$ events in pp collisions at $\sqrt{s} = 13$ TeV*, *Eur. Phys. J. C* **79** (2019) 970, arXiv: [1907.05120 \[hep-ex\]](#).
- [105] ATLAS Collaboration, *Performance of b-jet identification in the ATLAS experiment*, *JINST* **11** (2016) P04008, arXiv: [1512.01094 \[hep-ex\]](#).
- [106] ATLAS Collaboration, *Performance of missing transverse momentum reconstruction with the ATLAS detector using proton–proton collisions at $\sqrt{s} = 13$ TeV*, *Eur. Phys. J. C* **78** (2018) 903, arXiv: [1802.08168 \[hep-ex\]](#).
- [107] T. Plehn, D. L. Rainwater and D. Zeppenfeld, *A Method for identifying $H \rightarrow \tau^+\tau^- \rightarrow e^\pm\mu^\mp p_T$ at the CERN LHC*, *Phys. Rev. D* **61** (2000) 093005, arXiv: [hep-ph/9911385](#).
- [108] M. Cacciari, G. P. Salam and G. Soyez, *The Catchment Area of Jets*, *JHEP* **04** (2008) 005, arXiv: [0802.1188 \[hep-ph\]](#).
- [109] A. Banfi, S. Redford, M. Vesterinen, P. Waller and T. R. Wyatt, *Optimisation of variables for studying dilepton transverse momentum distributions at hadron colliders*, *Eur. Phys. J. C* **71** (2011) 1600, arXiv: [1009.1580 \[hep-ex\]](#).

- [110] G. Cowan, K. Cranmer, E. Gross and O. Vitells, *Asymptotic formulae for likelihood-based tests of new physics*, *Eur. Phys. J. C* **71** (2011) 1554, arXiv: [1007.1727](https://arxiv.org/abs/1007.1727) [[physics.data-an](https://arxiv.org/archive/physics)], Erratum: *Eur. Phys. J. C* **73** (2013) 2501.
- [111] K. Cranmer, G. Lewis, L. Moneta, A. Shibata and W. Verkerke, *HistFactory: A tool for creating statistical models for use with RooFit and RooStats*, tech. rep. CERN-OPEN-2012-016, New York U., 2012, URL: <https://cds.cern.ch/record/1456844>.
- [112] A. Hoecker et al., *TMVA - Toolkit for Multivariate Data Analysis*, 2007, arXiv: [physics/0703039](https://arxiv.org/abs/physics/0703039) [[physics.data-an](https://arxiv.org/archive/physics)].
- [113] K. S. Cranmer, *Kernel estimation in high-energy physics*, *Comput. Phys. Commun.* **136** (2001) 198, arXiv: [hep-ex/0011057](https://arxiv.org/abs/hep-ex/0011057).
- [114] V. D. Barger, R. J. N. Phillips and D. Zeppenfeld, *Mini - jet veto: A Tool for the heavy Higgs search at the LHC*, *Phys. Lett. B* **346** (1995) 106, arXiv: [hep-ph/9412276](https://arxiv.org/abs/hep-ph/9412276).
- [115] ATLAS Collaboration, *Measurements of the Higgs boson inclusive and differential fiducial cross sections in the 4ℓ decay channel at $\sqrt{s} = 13$ TeV*, *Eur. Phys. J. C* **80** (2020) 942, arXiv: [2004.03969](https://arxiv.org/abs/2004.03969) [[hep-ex](https://arxiv.org/archive/hep)].
- [116] ATLAS Collaboration, *Performance of electron and photon triggers in ATLAS during LHC Run 2*, *Eur. Phys. J. C* **80** (2020) 47, arXiv: [1909.00761](https://arxiv.org/abs/1909.00761) [[hep-ex](https://arxiv.org/archive/hep)].
- [117] ATLAS Collaboration, *Performance of the ATLAS muon triggers in Run 2*, *JINST* **15** (2020) P09015, arXiv: [2004.13447](https://arxiv.org/abs/2004.13447) [[physics.ins-det](https://arxiv.org/archive/physics)].
- [118] ATLAS Collaboration, *Jet energy scale measurements and their systematic uncertainties in proton-proton collisions at $\sqrt{s} = 13$ TeV with the ATLAS detector*, *Phys. Rev. D* **96** (2017) 072002, arXiv: [1703.09665](https://arxiv.org/abs/1703.09665) [[hep-ex](https://arxiv.org/archive/hep)].
- [119] ATLAS Collaboration, *Luminosity determination in pp collisions at $\sqrt{s} = 13$ TeV using the ATLAS detector at the LHC*, ATLAS-CONF-2019-021, 2019, URL: <https://cds.cern.ch/record/2677054>.
- [120] G. Avoni et al., *The new LUCID-2 detector for luminosity measurement and monitoring in ATLAS*, *Journal of Instrumentation* **13** (2018) P07017, URL: <https://doi.org/10.1088/1748-0221/13/07/p07017>.
- [121] ATLAS Collaboration, *Evaluating statistical uncertainties and correlations using the bootstrap method*, ATL-PHYS-PUB-2021-011, 2021, URL: <https://cds.cern.ch/record/2759945>.
- [122] *HepData Repository*, URL: <https://www.hepdata.net/>.
- [123] C. Hays, A. Martin, V. Sanz and J. Setford, *On the impact of dimension-eight SMEFT operators on Higgs measurements*, *JHEP* **02** (2019) 123, arXiv: [1808.00442](https://arxiv.org/abs/1808.00442) [[hep-ph](https://arxiv.org/archive/hep)].
- [124] I. Brivio, Y. Jiang and M. Trott, *The SMEFTsim package, theory and tools*, *JHEP* **12** (2017) 070, arXiv: [1709.06492](https://arxiv.org/abs/1709.06492) [[hep-ph](https://arxiv.org/archive/hep)].
- [125] B. Grzadkowski, M. Iskrzynski, M. Misiak and J. Rosiek, *Dimension-Six Terms in the Standard Model Lagrangian*, *JHEP* **10** (2010) 085, arXiv: [1008.4884](https://arxiv.org/abs/1008.4884) [[hep-ph](https://arxiv.org/archive/hep)].

- [126] ATLAS Collaboration, *Measurements of the Higgs boson inclusive and differential fiducial cross-sections in the diphoton decay channel with pp collisions at $\sqrt{s} = 13$ TeV with the ATLAS detector*, [JHEP **08** \(2022\) 027](#), arXiv: [2202.00487 \[hep-ex\]](#).
- [127] I. Brivio, *SMEFTsim 3.0 – a practical guide*, [JHEP **04** \(2021\) 073](#), arXiv: [2012.11343 \[hep-ph\]](#).
- [128] C. Degrande, B. Fuks, K. Mawatari, K. Mimasu and V. Sanz, *Electroweak Higgs boson production in the standard model effective field theory beyond leading order in QCD*, [Eur. Phys. J. C **77** \(2017\) 262](#), arXiv: [1609.04833 \[hep-ph\]](#).
- [129] G. J. Feldman and R. D. Cousins, *A Unified approach to the classical statistical analysis of small signals*, [Phys. Rev. D **57** \(1998\) 3873](#), arXiv: [physics/9711021](#).
- [130] S. S. Wilks, *The Large-Sample Distribution of the Likelihood Ratio for Testing Composite Hypotheses*, [The Annals of Mathematical Statistics **9** \(1938\) 60](#), URL: <https://doi.org/10.1214/aoms/1177732360>.
- [131] ATLAS Collaboration, *ATLAS Computing Acknowledgements*, ATL-SOFT-PUB-2023-001, 2023, URL: <https://cds.cern.ch/record/2869272>.

The ATLAS Collaboration

G. Aad ¹⁰², B. Abbott ¹²⁰, K. Abeling ⁵⁵, N.J. Abicht ⁴⁹, S.H. Abidi ²⁹, A. Aboulhorma ^{35e}, H. Abramowicz ¹⁵¹, H. Abreu ¹⁵⁰, Y. Abulaiti ¹¹⁷, A.C. Abusleme Hoffman ^{137a}, B.S. Acharya ^{69a,69b,n}, C. Adam Bourdarios ⁴, L. Adamczyk ^{85a}, L. Adamek ¹⁵⁵, S.V. Addepalli ²⁶, M.J. Addison ¹⁰¹, J. Adelman ¹¹⁵, A. Adiguzel ^{21c}, T. Abye ¹³⁴, A.A. Affolder ¹³⁶, Y. Afik ³⁶, M.N. Agaras ¹³, J. Agarwala ^{73a,73b}, A. Aggarwal ¹⁰⁰, C. Agheorghiesei ^{27c}, A. Ahmad ³⁶, F. Ahmadov ^{38,z}, W.S. Ahmed ¹⁰⁴, S. Ahuja ⁹⁵, X. Ai ^{62a}, G. Aielli ^{76a,76b}, M. Ait Tamlihat ^{35e}, B. Aitbenkikh ^{35a}, I. Aizenberg ¹⁶⁹, M. Akbiyik ¹⁰⁰, T.P.A. Åkesson ⁹⁸, A.V. Akimov ³⁷, D. Akiyama ¹⁶⁸, N.N. Akolkar ²⁴, K. Al Houry ⁴¹, G.L. Alberghi ^{23b}, J. Albert ¹⁶⁵, P. Albicocco ⁵³, G.L. Albouy ⁶⁰, S. Alderweireldt ⁵², M. Aleksa ³⁶, I.N. Aleksandrov ³⁸, C. Alexa ^{27b}, T. Alexopoulos ¹⁰, A. Alfonsi ¹¹⁴, F. Alfonsi ^{23b}, M. Algren ⁵⁶, M. Alhroob ¹²⁰, B. Ali ¹³², H.M.J. Ali ⁹¹, S. Ali ¹⁴⁸, S.W. Alibocus ⁹², M. Aliev ³⁷, G. Alimonti ^{71a}, W. Alkahi ⁵⁵, C. Allaire ⁶⁶, B.M.M. Allbrooke ¹⁴⁶, J.F. Allen ⁵², C.A. Allendes Flores ^{137f}, P.P. Allport ²⁰, A. Aloisio ^{72a,72b}, F. Alonso ⁹⁰, C. Alpigiani ¹³⁸, M. Alvarez Estevez ⁹⁹, A. Alvarez Fernandez ¹⁰⁰, M.G. Alvigi ^{72a,72b}, M. Aly ¹⁰¹, Y. Amaral Coutinho ^{82b}, A. Ambler ¹⁰⁴, C. Amelung ³⁶, M. Amerl ¹⁰¹, C.G. Ames ¹⁰⁹, D. Amidei ¹⁰⁶, S.P. Amor Dos Santos ^{130a}, K.R. Amos ¹⁶³, V. Ananiev ¹²⁵, C. Anastopoulos ¹³⁹, T. Andeen ¹¹, J.K. Anders ³⁶, S.Y. Andreev ^{47a,47b}, A. Andreazza ^{71a,71b}, S. Angelidakis ⁹, A. Angerami ^{41,ac}, A.V. Anisenkov ³⁷, A. Annovi ^{74a}, C. Antel ⁵⁶, M.T. Anthony ¹³⁹, E. Antipov ¹⁴⁵, M. Antonelli ⁵³, D.J.A. Antrim ^{17a}, F. Anulli ^{75a}, M. Aoki ⁸³, T. Aoki ¹⁵³, J.A. Aparisi Pozo ¹⁶³, M.A. Aparo ¹⁴⁶, L. Aperio Bella ⁴⁸, C. Appelt ¹⁸, N. Aranzabal ³⁶, C. Arcangeletti ⁵³, A.T.H. Arce ⁵¹, E. Arena ⁹², J-F. Arguin ¹⁰⁸, S. Argyropoulos ⁵⁴, J.-H. Arling ⁴⁸, A.J. Armbruster ³⁶, O. Arnaez ⁴, H. Arnold ¹¹⁴, Z.P. Arrubarrena Tame ¹⁰⁹, G. Artoni ^{75a,75b}, H. Asada ¹¹¹, K. Asai ¹¹⁸, S. Asai ¹⁵³, N.A. Asbah ⁶¹, J. Assahsah ^{35d}, K. Assamagan ²⁹, R. Astalos ^{28a}, S. Atashi ¹⁶⁰, R.J. Atkin ^{33a}, M. Atkinson ¹⁶², N.B. Atlay ¹⁸, H. Atmani ^{62b}, P.A. Atmasiddha ¹⁰⁶, K. Augsten ¹³², S. Auricchio ^{72a,72b}, A.D. Auriol ²⁰, V.A. Austrup ¹⁰¹, G. Avolio ³⁶, K. Axiotis ⁵⁶, G. Azuelos ^{108,ag}, D. Babal ^{28b}, H. Bachacou ¹³⁵, K. Bachas ^{152,q}, A. Bachi ³⁴, F. Backman ^{47a,47b}, A. Badea ⁶¹, P. Bagnaia ^{75a,75b}, M. Bahmani ¹⁸, A.J. Bailey ¹⁶³, V.R. Bailey ¹⁶², J.T. Baines ¹³⁴, L. Baines ⁹⁴, C. Bakalis ¹⁰, O.K. Baker ¹⁷², E. Bakos ¹⁵, D. Bakshi Gupta ⁸, R. Balasubramanian ¹¹⁴, E.M. Baldin ³⁷, P. Balek ^{85a}, E. Ballabene ^{23b,23a}, F. Balli ¹³⁵, L.M. Baltes ^{63a}, W.K. Balunas ³², J. Balz ¹⁰⁰, E. Banas ⁸⁶, M. Bandieramonte ¹²⁹, A. Bandyopadhyay ²⁴, S. Bansal ²⁴, L. Barak ¹⁵¹, M. Barakat ⁴⁸, E.L. Barberio ¹⁰⁵, D. Barberis ^{57b,57a}, M. Barbero ¹⁰², G. Barbour ⁹⁶, K.N. Barends ^{33a}, T. Barillari ¹¹⁰, M-S. Barisits ³⁶, T. Barklow ¹⁴³, P. Baron ¹²², D.A. Baron Moreno ¹⁰¹, A. Baroncelli ^{62a}, G. Barone ²⁹, A.J. Barr ¹²⁶, J.D. Barr ⁹⁶, L. Barranco Navarro ^{47a,47b}, F. Barreiro ⁹⁹, J. Barreiro Guimarães da Costa ^{14a}, U. Barron ¹⁵¹, M.G. Barros Teixeira ^{130a}, S. Barsov ³⁷, F. Bartels ^{63a}, R. Bartoldus ¹⁴³, A.E. Barton ⁹¹, P. Bartos ^{28a}, A. Basan ¹⁰⁰, M. Baselga ⁴⁹, A. Bassalat ^{66,b}, M.J. Basso ^{156a}, C.R. Basson ¹⁰¹, R.L. Bates ⁵⁹, S. Batlamous ^{35e}, J.R. Batley ³², B. Batool ¹⁴¹, M. Battaglia ¹³⁶, D. Battulga ¹⁸, M. Baucé ^{75a,75b}, M. Bauer ³⁶, P. Bauer ²⁴, L.T. Bazzano Hurrell ³⁰, J.B. Beacham ⁵¹, T. Beau ¹²⁷, P.H. Beauchemin ¹⁵⁸, F. Becherer ⁵⁴, P. Bechtel ²⁴, H.P. Beck ^{19,p}, K. Becker ¹⁶⁷, A.J. Beddall ^{21d}, V.A. Bednyakov ³⁸, C.P. Bee ¹⁴⁵, L.J. Beemster ¹⁵, T.A. Beermann ³⁶, M. Begalli ^{82d}, M. Beger ²⁹, A. Behera ¹⁴⁵, J.K. Behr ⁴⁸, J.F. Beirer ⁵⁵, F. Beisiegel ²⁴, M. Belfkir ¹⁵⁹, G. Bella ¹⁵¹, L. Bellagamba ^{23b}, A. Bellerive ³⁴, P. Bellos ²⁰, K. Beloborodov ³⁷, N.L. Belyaev ³⁷, D. Bencheikroun ^{35a}, F. Bendebba ^{35a},

Y. Benhammou [ID151](#), M. Benoit [ID29](#), J.R. Bensingher [ID26](#), S. Bentvelsen [ID114](#), L. Beresford [ID48](#),
 M. Beretta [ID53](#), E. Bergeaas Kuutmann [ID161](#), N. Berger [ID4](#), B. Bergmann [ID132](#), J. Beringer [ID17a](#),
 G. Bernardi [ID5](#), C. Bernius [ID143](#), F.U. Bernlochner [ID24](#), F. Bernon [ID36,102](#), T. Berry [ID95](#), P. Berta [ID133](#),
 A. Berthold [ID50](#), I.A. Bertram [ID91](#), S. Bethke [ID110](#), A. Betti [ID75a,75b](#), A.J. Bevan [ID94](#), M. Bhamjee [ID33c](#),
 S. Bhatta [ID145](#), D.S. Bhattacharya [ID166](#), P. Bhattarai [ID26](#), V.S. Bhopatkar [ID121](#), R. Bi [ID29,ai](#),
 R.M. Bianchi [ID129](#), G. Bianco [ID23b,23a](#), O. Biebel [ID109](#), R. Bielski [ID123](#), M. Biglietti [ID77a](#),
 T.R.V. Billoud [ID132](#), M. Bindi [ID55](#), A. Bingul [ID21b](#), C. Bini [ID75a,75b](#), A. Biondini [ID92](#),
 C.J. Birch-sykes [ID101](#), G.A. Bird [ID20,134](#), M. Birman [ID169](#), M. Biros [ID133](#), T. Bisanz [ID49](#),
 E. Bisceglie [ID43b,43a](#), D. Biswas [ID141](#), A. Bitadze [ID101](#), K. Bjørke [ID125](#), I. Bloch [ID48](#), C. Blocker [ID26](#),
 A. Blue [ID59](#), U. Blumenschein [ID94](#), J. Blumenthal [ID100](#), G.J. Bobbink [ID114](#), V.S. Bobrovnikov [ID37](#),
 M. Boehler [ID54](#), B. Boehm [ID166](#), D. Bogavac [ID36](#), A.G. Bogdanchikov [ID37](#), C. Bohm [ID47a](#),
 V. Boisvert [ID95](#), P. Bokan [ID48](#), T. Bold [ID85a](#), M. Bomben [ID5](#), M. Bona [ID94](#), M. Boonekamp [ID135](#),
 C.D. Booth [ID95](#), A.G. Borbély [ID59](#), I.S. Bordulev [ID37](#), H.M. Borecka-Bielska [ID108](#), L.S. Borgna [ID96](#),
 G. Borissov [ID91](#), D. Bortoletto [ID126](#), D. Boscherini [ID23b](#), M. Bosman [ID13](#), J.D. Bossio Sola [ID36](#),
 K. Bouaouda [ID35a](#), N. Bouchhar [ID163](#), J. Boudreau [ID129](#), E.V. Bouhova-Thacker [ID91](#), D. Boumediene [ID40](#),
 R. Bouquet [ID5](#), A. Boveia [ID119](#), J. Boyd [ID36](#), D. Boye [ID29](#), I.R. Boyko [ID38](#), J. Bracinik [ID20](#),
 N. Brahim [ID62d](#), G. Brandt [ID171](#), O. Brandt [ID32](#), F. Braren [ID48](#), B. Brau [ID103](#), J.E. Brau [ID123](#),
 R. Brenner [ID169](#), L. Brenner [ID114](#), R. Brenner [ID161](#), S. Bressler [ID169](#), D. Britton [ID59](#), D. Britzger [ID110](#),
 I. Brock [ID24](#), G. Brooijmans [ID41](#), W.K. Brooks [ID137f](#), E. Brost [ID29](#), L.M. Brown [ID165](#), L.E. Bruce [ID61](#),
 T.L. Bruckler [ID126](#), P.A. Bruckman de Renstrom [ID86](#), B. Brüers [ID48](#), D. Bruncko [ID28b,*](#), A. Bruni [ID23b](#),
 G. Bruni [ID23b](#), M. Bruschi [ID23b](#), N. Bruscano [ID75a,75b](#), T. Buanes [ID16](#), Q. Buat [ID138](#), D. Buchin [ID110](#),
 A.G. Buckley [ID59](#), M.K. Bugge [ID125](#), O. Bulekov [ID37](#), B.A. Bullard [ID143](#), S. Burdin [ID92](#),
 C.D. Burgard [ID49](#), A.M. Burger [ID40](#), B. Burghgrave [ID8](#), O. Burlayenko [ID54](#), J.T.P. Burr [ID32](#),
 C.D. Burton [ID11](#), J.C. Burzynski [ID142](#), E.L. Busch [ID41](#), V. Büscher [ID100](#), P.J. Bussey [ID59](#),
 J.M. Butler [ID25](#), C.M. Buttar [ID59](#), J.M. Butterworth [ID96](#), W. Buttinger [ID134](#), C.J. Buxo Vazquez [ID107](#),
 A.R. Buzykaev [ID37](#), G. Cabras [ID23b](#), S. Cabrera Urbán [ID163](#), D. Caforio [ID58](#), H. Cai [ID129](#), Y. Cai [ID14a,14e](#),
 V.M.M. Cairo [ID36](#), O. Cakir [ID3a](#), N. Calace [ID36](#), P. Calafiura [ID17a](#), G. Calderini [ID127](#), P. Calfayan [ID68](#),
 G. Callea [ID59](#), L.P. Caloba [ID82b](#), D. Calvet [ID40](#), S. Calvet [ID40](#), T.P. Calvet [ID102](#), M. Calvetti [ID74a,74b](#),
 R. Camacho Toro [ID127](#), S. Camarda [ID36](#), D. Camarero Munoz [ID26](#), P. Camarri [ID76a,76b](#),
 M.T. Camerlingo [ID72a,72b](#), D. Cameron [ID125](#), C. Camincher [ID165](#), M. Campanelli [ID96](#), A. Camplani [ID42](#),
 V. Canale [ID72a,72b](#), A. Canesse [ID104](#), M. Cano Bret [ID80](#), J. Cantero [ID163](#), Y. Cao [ID162](#), F. Capocasa [ID26](#),
 M. Capua [ID43b,43a](#), A. Carbone [ID71a,71b](#), R. Cardarelli [ID76a](#), J.C.J. Cardenas [ID8](#), F. Cardillo [ID163](#),
 T. Carli [ID36](#), G. Carlino [ID72a](#), J.I. Carlotto [ID13](#), B.T. Carlson [ID129,r](#), E.M. Carlson [ID165,156a](#),
 L. Carminati [ID71a,71b](#), A. Carnelli [ID135](#), M. Carnesale [ID75a,75b](#), S. Caron [ID113](#), E. Carquin [ID137f](#),
 S. Carrá [ID71a,71b](#), G. Carratta [ID23b,23a](#), F. Carrio Argos [ID33g](#), J.W.S. Carter [ID155](#), T.M. Carter [ID52](#),
 M.P. Casado [ID13,i](#), M. Caspar [ID48](#), E.G. Castiglia [ID172](#), F.L. Castillo [ID4](#), L. Castillo Garcia [ID13](#),
 V. Castillo Gimenez [ID163](#), N.F. Castro [ID130a,130e](#), A. Catinaccio [ID36](#), J.R. Catmore [ID125](#), V. Cavaliere [ID29](#),
 N. Cavalli [ID23b,23a](#), V. Cavalasinni [ID74a,74b](#), Y.C. Cekmecelioglu [ID48](#), E. Celebi [ID21a](#), F. Celli [ID126](#),
 M.S. Centonze [ID70a,70b](#), K. Cerny [ID122](#), A.S. Cerqueira [ID82a](#), A. Cerri [ID146](#), L. Cerrito [ID76a,76b](#),
 F. Cerutti [ID17a](#), B. Cervato [ID141](#), A. Cervelli [ID23b](#), G. Cesarini [ID53](#), S.A. Cetin [ID21d](#), Z. Chadi [ID35a](#),
 D. Chakraborty [ID115](#), M. Chala [ID130f](#), J. Chan [ID170](#), W.Y. Chan [ID153](#), J.D. Chapman [ID32](#), E. Chapon [ID135](#),
 B. Chargeishvili [ID149b](#), D.G. Charlton [ID20](#), T.P. Charman [ID94](#), M. Chatterjee [ID19](#), C. Chauhan [ID133](#),
 S. Chekanov [ID6](#), S.V. Chekulaev [ID156a](#), G.A. Chelkov [ID38,a](#), A. Chen [ID106](#), B. Chen [ID151](#), B. Chen [ID165](#),
 H. Chen [ID14c](#), H. Chen [ID29](#), J. Chen [ID62c](#), J. Chen [ID142](#), M. Chen [ID126](#), S. Chen [ID153](#), S.J. Chen [ID14c](#),
 X. Chen [ID62c](#), X. Chen [ID14b,af](#), Y. Chen [ID62a](#), C.L. Cheng [ID170](#), H.C. Cheng [ID64a](#), S. Cheong [ID143](#),
 A. Cheplakov [ID38](#), E. Cheremushkina [ID48](#), E. Cherepanova [ID114](#), R. Cherkaoui El Moursli [ID35e](#),
 E. Cheu [ID7](#), K. Cheung [ID65](#), L. Chevalier [ID135](#), V. Chiarella [ID53](#), G. Chiarelli [ID74a](#), N. Chiedde [ID102](#),

G. Chiodini [id](#)^{70a}, A.S. Chisholm [id](#)²⁰, A. Chitan [id](#)^{27b}, M. Chitishvili [id](#)¹⁶³, M.V. Chizhov [id](#)³⁸,
 K. Choi [id](#)¹¹, A.R. Chomont [id](#)^{75a,75b}, Y. Chou [id](#)¹⁰³, E.Y.S. Chow [id](#)¹¹⁴, T. Chowdhury [id](#)^{33g}, K.L. Chu [id](#)¹⁶⁹,
 M.C. Chu [id](#)^{64a}, X. Chu [id](#)^{14a,14e}, J. Chudoba [id](#)¹³¹, J.J. Chwastowski [id](#)⁸⁶, D. Cieri [id](#)¹¹⁰, K.M. Ciesla [id](#)^{85a},
 V. Cindro [id](#)⁹³, A. Ciocio [id](#)^{17a}, F. Cirotto [id](#)^{72a,72b}, Z.H. Citron [id](#)^{169,1}, M. Citterio [id](#)^{71a}, D.A. Ciubotaru [id](#)^{27b},
 B.M. Ciungu [id](#)¹⁵⁵, A. Clark [id](#)⁵⁶, P.J. Clark [id](#)⁵², J.M. Clavijo Columbie [id](#)⁴⁸, S.E. Clawson [id](#)⁴⁸,
 C. Clement [id](#)^{47a,47b}, J. Clercx [id](#)⁴⁸, L. Clissa [id](#)^{23b,23a}, Y. Coadou [id](#)¹⁰², M. Cobal [id](#)^{69a,69c},
 A. Coccaro [id](#)^{57b}, R.F. Coelho Barrue [id](#)^{130a}, R. Coelho Lopes De Sa [id](#)¹⁰³, S. Coelli [id](#)^{71a}, H. Cohen [id](#)¹⁵¹,
 A.E.C. Coimbra [id](#)^{71a,71b}, B. Cole [id](#)⁴¹, J. Collot [id](#)⁶⁰, P. Conde Muiño [id](#)^{130a,130g}, M.P. Connell [id](#)^{33c},
 S.H. Connell [id](#)^{33c}, I.A. Connelly [id](#)⁵⁹, E.I. Conroy [id](#)¹²⁶, F. Conventi [id](#)^{72a,ah}, H.G. Cooke [id](#)²⁰,
 A.M. Cooper-Sarkar [id](#)¹²⁶, A. Cordeiro Oudot Choi [id](#)¹²⁷, F. Cormier [id](#)¹⁶⁴, L.D. Corpe [id](#)⁴⁰,
 M. Corradi [id](#)^{75a,75b}, F. Corriveau [id](#)^{104,x}, A. Cortes-Gonzalez [id](#)¹⁸, M.J. Costa [id](#)¹⁶³, F. Costanza [id](#)⁴,
 D. Costanzo [id](#)¹³⁹, B.M. Cote [id](#)¹¹⁹, G. Cowan [id](#)⁹⁵, K. Cranmer [id](#)¹⁷⁰, D. Cremonini [id](#)^{23b,23a},
 S. Crépe-Renaudin [id](#)⁶⁰, F. Crescioli [id](#)¹²⁷, M. Cristinziani [id](#)¹⁴¹, M. Cristoforetti [id](#)^{78a,78b}, V. Croft [id](#)¹¹⁴,
 J.E. Crosby [id](#)¹²¹, G. Crosetti [id](#)^{43b,43a}, A. Cueto [id](#)⁹⁹, T. Cuhadar Donszelmann [id](#)¹⁶⁰, H. Cui [id](#)^{14a,14e},
 Z. Cui [id](#)⁷, W.R. Cunningham [id](#)⁵⁹, F. Curcio [id](#)^{43b,43a}, P. Czodrowski [id](#)³⁶, M.M. Czurylo [id](#)^{63b},
 M.J. Da Cunha Sargedas De Sousa [id](#)^{62a}, J.V. Da Fonseca Pinto [id](#)^{82b}, C. Da Via [id](#)¹⁰¹, W. Dabrowski [id](#)^{85a},
 T. Dado [id](#)⁴⁹, S. Dahbi [id](#)^{33g}, T. Dai [id](#)¹⁰⁶, C. Dallapiccola [id](#)¹⁰³, M. Dam [id](#)⁴², G. D'amen [id](#)²⁹,
 V. D'Amico [id](#)¹⁰⁹, J. Damp [id](#)¹⁰⁰, J.R. Dandoy [id](#)¹²⁸, M.F. Daneri [id](#)³⁰, M. Danninger [id](#)¹⁴², V. Dao [id](#)³⁶,
 G. Darbo [id](#)^{57b}, S. Darmora [id](#)⁶, S.J. Das [id](#)^{29,ai}, S. D'Auria [id](#)^{71a,71b}, C. David [id](#)^{156b}, T. Davidek [id](#)¹³³,
 B. Davis-Purcell [id](#)³⁴, I. Dawson [id](#)⁹⁴, H.A. Day-hall [id](#)¹³², K. De [id](#)⁸, R. De Asmundis [id](#)^{72a},
 N. De Biase [id](#)⁴⁸, S. De Castro [id](#)^{23b,23a}, N. De Groot [id](#)¹¹³, P. de Jong [id](#)¹¹⁴, H. De la Torre [id](#)¹⁰⁷,
 A. De Maria [id](#)^{14c}, A. De Salvo [id](#)^{75a}, U. De Sanctis [id](#)^{76a,76b}, A. De Santo [id](#)¹⁴⁶,
 J.B. De Vivie De Regie [id](#)⁶⁰, D.V. Dedovich [id](#)³⁸, J. Degens [id](#)¹¹⁴, A.M. Deiana [id](#)⁴⁴, F. Del Corso [id](#)^{23b,23a},
 J. Del Peso [id](#)⁹⁹, F. Del Rio [id](#)^{63a}, F. Deliot [id](#)¹³⁵, C.M. Delitzsch [id](#)⁴⁹, M. Della Pietra [id](#)^{72a,72b},
 D. Della Volpe [id](#)⁵⁶, A. Dell'Acqua [id](#)³⁶, L. Dell'Asta [id](#)^{71a,71b}, M. Delmastro [id](#)⁴, P.A. Delsart [id](#)⁶⁰,
 S. Demers [id](#)¹⁷², M. Demichev [id](#)³⁸, S.P. Denisov [id](#)³⁷, L. D'Eramo [id](#)⁴⁰, D. Derendarz [id](#)⁸⁶, F. Derue [id](#)¹²⁷,
 P. Dervan [id](#)⁹², K. Desch [id](#)²⁴, C. Deutsch [id](#)²⁴, F.A. Di Bello [id](#)^{57b,57a}, A. Di Ciaccio [id](#)^{76a,76b},
 L. Di Ciaccio [id](#)⁴, A. Di Domenico [id](#)^{75a,75b}, C. Di Donato [id](#)^{72a,72b}, A. Di Girolamo [id](#)³⁶,
 G. Di Gregorio [id](#)⁵, A. Di Luca [id](#)^{78a,78b}, B. Di Micco [id](#)^{77a,77b}, R. Di Nardo [id](#)^{77a,77b}, C. Diaconu [id](#)¹⁰²,
 F.A. Dias [id](#)¹¹⁴, T. Dias Do Vale [id](#)¹⁴², M.A. Diaz [id](#)^{137a,137b}, F.G. Diaz Capriles [id](#)²⁴, M. Didenko [id](#)¹⁶³,
 E.B. Diehl [id](#)¹⁰⁶, L. Diehl [id](#)⁵⁴, S. Díez Cornell [id](#)⁴⁸, C. Diez Pardos [id](#)¹⁴¹, C. Dimitriadi [id](#)^{24,161},
 A. Dimitrievska [id](#)^{17a}, J. Dingfelder [id](#)²⁴, I-M. Dinu [id](#)^{27b}, S.J. Dittmeier [id](#)^{63b}, F. Dittus [id](#)³⁶,
 F. Djama [id](#)¹⁰², T. Djobava [id](#)^{149b}, J.I. Djuvsland [id](#)¹⁶, C. Doglioni [id](#)^{101,98}, J. Dolejsi [id](#)¹³³,
 Z. Dolezal [id](#)¹³³, M. Donadelli [id](#)^{82c}, B. Dong [id](#)¹⁰⁷, J. Donini [id](#)⁴⁰, A. D'Onofrio [id](#)^{77a,77b},
 M. D'Onofrio [id](#)⁹², J. Dopke [id](#)¹³⁴, A. Doria [id](#)^{72a}, N. Dos Santos Fernandes [id](#)^{130a}, M.T. Dova [id](#)⁹⁰,
 A.T. Doyle [id](#)⁵⁹, M.A. Draguet [id](#)¹²⁶, E. Dreyer [id](#)¹⁶⁹, I. Drivas-koulouris [id](#)¹⁰, A.S. Drobac [id](#)¹⁵⁸,
 M. Drozdova [id](#)⁵⁶, D. Du [id](#)^{62a}, T.A. du Pree [id](#)¹¹⁴, F. Dubinin [id](#)³⁷, M. Dubovsky [id](#)^{28a}, E. Duchovni [id](#)¹⁶⁹,
 G. Duckeck [id](#)¹⁰⁹, O.A. Ducu [id](#)^{27b}, D. Duda [id](#)⁵², A. Dudarev [id](#)³⁶, E.R. Duden [id](#)²⁶, M. D'uffizi [id](#)¹⁰¹,
 L. Duflot [id](#)⁶⁶, M. Dührssen [id](#)³⁶, C. Dülsen [id](#)¹⁷¹, A.E. Dumitriu [id](#)^{27b}, M. Dunford [id](#)^{63a}, S. Dungs [id](#)⁴⁹,
 K. Dunne [id](#)^{47a,47b}, A. Duperrin [id](#)¹⁰², H. Duran Yildiz [id](#)^{3a}, M. Düren [id](#)⁵⁸, A. Durglishvili [id](#)^{149b},
 B.L. Dwyer [id](#)¹¹⁵, G.I. Dyckes [id](#)^{17a}, M. Dyndal [id](#)^{85a}, S. Dysch [id](#)¹⁰¹, B.S. Dziedzic [id](#)⁸⁶,
 Z.O. Earnshaw [id](#)¹⁴⁶, G.H. Eberwein [id](#)¹²⁶, B. Eckerova [id](#)^{28a}, S. Eggebrecht [id](#)⁵⁵, M.G. Eggleston [id](#)⁵¹,
 E. Egidio Purcino De Souza [id](#)¹²⁷, L.F. Ehrke [id](#)⁵⁶, G. Eigen [id](#)¹⁶, K. Einsweiler [id](#)^{17a}, T. Ekelof [id](#)¹⁶¹,
 P.A. Ekman [id](#)⁹⁸, Y. El Ghazali [id](#)^{35b}, H. El Jarrari [id](#)^{35e,148}, A. El Moussaouy [id](#)^{35a}, V. Ellajosyula [id](#)¹⁶¹,
 M. Ellert [id](#)¹⁶¹, F. Ellinghaus [id](#)¹⁷¹, A.A. Elliot [id](#)⁹⁴, N. Ellis [id](#)³⁶, J. Elmsheuser [id](#)²⁹, M. Elsing [id](#)³⁶,
 D. Emelianov [id](#)¹³⁴, Y. Enari [id](#)¹⁵³, I. Ene [id](#)^{17a}, S. Epari [id](#)¹³, J. Erdmann [id](#)⁴⁹, P.A. Erland [id](#)⁸⁶,
 M. Errenst [id](#)¹⁷¹, M. Escalier [id](#)⁶⁶, C. Escobar [id](#)¹⁶³, E. Etzion [id](#)¹⁵¹, G. Evans [id](#)^{130a}, H. Evans [id](#)⁶⁸,

L.S. Evans ⁹⁵, M.O. Evans ¹⁴⁶, A. Ezhilov ³⁷, S. Ezzarqtouni ^{35a}, F. Fabbri ⁵⁹, L. Fabbri ^{23b,23a},
 G. Facini ⁹⁶, V. Fadeyev ¹³⁶, R.M. Fakhrtudinov ³⁷, S. Falciano ^{75a}, L.F. Falda Ulhoa Coelho ³⁶,
 P.J. Falke ²⁴, J. Faltova ¹³³, C. Fan ¹⁶², Y. Fan ^{14a}, Y. Fang ^{14a,14e}, M. Fanti ^{71a,71b},
 M. Faraj ^{69a,69b}, Z. Farazpay ⁹⁷, A. Farbin ⁸, A. Farilla ^{77a}, T. Farooque ¹⁰⁷, S.M. Farrington ⁵²,
 F. Fassi ^{35e}, D. Fassouliotis ⁹, M. Faucci Giannelli ^{76a,76b}, W.J. Fawcett ³², L. Fayard ⁶⁶,
 P. Federic ¹³³, P. Federicova ¹³¹, O.L. Fedin ^{37,a}, G. Fedotov ³⁷, M. Feickert ¹⁷⁰, L. Feligioni ¹⁰²,
 A. Fell ¹³⁹, D.E. Fellers ¹²³, C. Feng ^{62b}, M. Feng ^{14b}, Z. Feng ¹¹⁴, M.J. Fenton ¹⁶⁰,
 A.B. Fenyuk ³⁷, L. Ferencz ⁴⁸, R.A.M. Ferguson ⁹¹, S.I. Fernandez Luengo ^{137f}, M.J.V. Fernoux ¹⁰²,
 J. Ferrando ⁴⁸, A. Ferrari ¹⁶¹, P. Ferrari ^{114,113}, R. Ferrari ^{73a}, D. Ferrere ⁵⁶, C. Ferretti ¹⁰⁶,
 F. Fiedler ¹⁰⁰, A. Filipčič ⁹³, E.K. Filmer ¹, F. Filthaut ¹¹³, M.C.N. Fiolhais ^{130a,130c,c},
 L. Fiorini ¹⁶³, W.C. Fisher ¹⁰⁷, T. Fitschen ¹⁰¹, P.M. Fitzhugh ¹³⁵, I. Fleck ¹⁴¹, P. Fleischmann ¹⁰⁶,
 T. Flick ¹⁷¹, L. Flores ¹²⁸, M. Flores ^{33d,ad}, L.R. Flores Castillo ^{64a}, L. Flores Sanz De Acedo ³⁶,
 F.M. Follega ^{78a,78b}, N. Fomin ¹⁶, J.H. Foo ¹⁵⁵, B.C. Forland ⁶⁸, A. Formica ¹³⁵, A.C. Forti ¹⁰¹,
 E. Fortin ³⁶, A.W. Fortman ⁶¹, M.G. Foti ^{17a}, L. Fountas ^{9j}, D. Fournier ⁶⁶, H. Fox ⁹¹,
 P. Francavilla ^{74a,74b}, S. Francescato ⁶¹, S. Franchellucci ⁵⁶, M. Franchini ^{23b,23a},
 S. Franchino ^{63a}, D. Francis ³⁶, L. Franco ¹¹³, L. Franconi ⁴⁸, M. Franklin ⁶¹, G. Frattari ²⁶,
 A.C. Freegard ⁹⁴, W.S. Freund ^{82b}, Y.Y. Frid ¹⁵¹, N. Fritzsche ⁵⁰, A. Froch ⁵⁴, D. Froidevaux ³⁶,
 J.A. Frost ¹²⁶, Y. Fu ^{62a}, M. Fujimoto ¹¹⁸, E. Fullana Torregrosa ^{163,*}, K.Y. Fung ^{64a},
 E. Furtado De Simas Filho ^{82b}, M. Furukawa ¹⁵³, J. Fuster ¹⁶³, A. Gabrielli ^{23b,23a},
 A. Gabrielli ¹⁵⁵, P. Gadow ⁴⁸, G. Gagliardi ^{57b,57a}, L.G. Gagnon ^{17a}, E.J. Gallas ¹²⁶,
 B.J. Gallop ¹³⁴, K.K. Gan ¹¹⁹, S. Ganguly ¹⁵³, J. Gao ^{62a}, Y. Gao ⁵², F.M. Garay Walls ^{137a,137b},
 B. Garcia ^{29,ai}, C. García ¹⁶³, A. Garcia Alonso ¹¹⁴, A.G. Garcia Caffaro ¹⁷²,
 J.E. García Navarro ¹⁶³, M. Garcia-Sciveres ^{17a}, G.L. Gardner ¹²⁸, R.W. Gardner ³⁹,
 N. Garelli ¹⁵⁸, D. Garg ⁸⁰, R.B. Garg ^{143,o}, J.M. Gargan ⁵², C.A. Garner ¹⁵⁵, S.J. Gasiorowski ¹³⁸,
 P. Gaspar ^{82b}, G. Gaudio ^{73a}, V. Gautam ¹³, P. Gauzzi ^{75a,75b}, I.L. Gavrilenko ³⁷, A. Gavrilyuk ³⁷,
 C. Gay ¹⁶⁴, G. Gaycken ⁴⁸, E.N. Gazis ¹⁰, A.A. Geanta ^{27b}, C.M. Gee ¹³⁶, C. Gemme ^{57b},
 M.H. Genest ⁶⁰, S. Gentile ^{75a,75b}, S. George ⁹⁵, W.F. George ²⁰, T. Geralis ⁴⁶,
 P. Gessinger-Befurt ³⁶, M.E. Geyik ¹⁷¹, M. Ghneimat ¹⁴¹, K. Ghorbanian ⁹⁴, A. Ghosal ¹⁴¹,
 A. Ghosh ¹⁶⁰, A. Ghosh ⁷, B. Giacobbe ^{23b}, S. Giagu ^{75a,75b}, P. Giannetti ^{74a}, A. Giannini ^{62a},
 S.M. Gibson ⁹⁵, M. Gignac ¹³⁶, D.T. Gil ^{85b}, A.K. Gilbert ^{85a}, B.J. Gilbert ⁴¹, D. Gillberg ³⁴,
 G. Gilles ¹¹⁴, N.E.K. Gillwald ⁴⁸, L. Ginabat ¹²⁷, D.M. Gingrich ^{2,ag}, M.P. Giordani ^{69a,69c},
 P.F. Giraud ¹³⁵, G. Giugliarelli ^{69a,69c}, D. Giugni ^{71a}, F. Giuli ³⁶, I. Gkialas ^{9j}, L.K. Gladilin ³⁷,
 C. Glasman ⁹⁹, G.R. Gledhill ¹²³, M. Glisic ¹²³, I. Gnesi ^{43b,f}, Y. Go ^{29,ai}, M. Goblirsch-Kolb ³⁶,
 B. Gocke ⁴⁹, D. Godin ¹⁰⁸, B. Gokturk ^{21a}, S. Goldfarb ¹⁰⁵, T. Golling ⁵⁶, M.G.D. Gololo ^{33g},
 D. Golubkov ³⁷, J.P. Gombas ¹⁰⁷, A. Gomes ^{130a,130b}, G. Gomes Da Silva ¹⁴¹,
 A.J. Gomez Delegido ¹⁶³, R. Gonçalo ^{130a,130c}, G. Gonella ¹²³, L. Gonella ²⁰, A. Gongadze ³⁸,
 F. Gonnella ²⁰, J.L. Gonski ⁴¹, R.Y. González Andana ⁵², S. González de la Hoz ¹⁶³,
 S. Gonzalez Fernandez ¹³, R. Gonzalez Lopez ⁹², C. Gonzalez Renteria ^{17a},
 R. Gonzalez Suarez ¹⁶¹, S. Gonzalez-Sevilla ⁵⁶, G.R. Gonzalvo Rodriguez ¹⁶³, L. Goossens ³⁶,
 P.A. Gorbounov ³⁷, B. Gorini ³⁶, E. Gorini ^{70a,70b}, A. Gorišek ⁹³, T.C. Gosart ¹²⁸,
 A.T. Goshaw ⁵¹, M.I. Gostkin ³⁸, S. Goswami ¹²¹, C.A. Gottardo ³⁶, M. Gouighri ^{35b},
 V. Goumarre ⁴⁸, A.G. Goussiou ¹³⁸, N. Govender ^{33c}, I. Grabowska-Bold ^{85a}, K. Graham ³⁴,
 E. Gramstad ¹²⁵, S. Grancagnolo ^{70a,70b}, M. Grandi ¹⁴⁶, V. Gratchev ^{37,*}, P.M. Gravila ^{27f},
 F.G. Gravili ^{70a,70b}, H.M. Gray ^{17a}, M. Greco ^{70a,70b}, C. Grefe ²⁴, I.M. Gregor ⁴⁸, P. Grenier ¹⁴³,
 C. Grieco ¹³, A.A. Grillo ¹³⁶, K. Grimm ³¹, S. Grinstein ^{13,t}, J.-F. Grivaz ⁶⁶, E. Gross ¹⁶⁹,
 J. Grosse-Knetter ⁵⁵, C. Grud ¹⁰⁶, J.C. Grundy ¹²⁶, L. Guan ¹⁰⁶, W. Guan ²⁹, C. Gubbels ¹⁶⁴,
 J.G.R. Guerrero Rojas ¹⁶³, G. Guerrieri ^{69a,69b}, F. Guescini ¹¹⁰, R. Gugel ¹⁰⁰, J.A.M. Guhit ¹⁰⁶,

A. Guida ¹⁸, T. Guillemin ⁴, E. Guilloton ^{167,134}, S. Guindon ³⁶, F. Guo ^{14a,14e}, J. Guo ^{62c},
 L. Guo ⁴⁸, Y. Guo ¹⁰⁶, R. Gupta ⁴⁸, S. Gurbuz ²⁴, S.S. Gurdasani ⁵⁴, G. Gustavino ³⁶,
 M. Guth ⁵⁶, P. Gutierrez ¹²⁰, L.F. Gutierrez Zagazeta ¹²⁸, C. Gutschow ⁹⁶, C. Gwenlan ¹²⁶,
 C.B. Gwilliam ⁹², E.S. Haaland ¹²⁵, A. Haas ¹¹⁷, M. Habedank ⁴⁸, C. Haber ^{17a},
 H.K. Hadavand ⁸, A. Hadeef ¹⁰⁰, S. Hadzic ¹¹⁰, J.J. Hahn ¹⁴¹, E.H. Haines ⁹⁶, M. Haleem ¹⁶⁶,
 J. Haley ¹²¹, J.J. Hall ¹³⁹, G.D. Hallewell ¹⁰², L. Halser ¹⁹, K. Hamano ¹⁶⁵, H. Hamdaoui ^{35e},
 M. Hamer ²⁴, G.N. Hamity ⁵², E.J. Hampshire ⁹⁵, J. Han ^{62b}, K. Han ^{62a}, L. Han ^{14c},
 L. Han ^{62a}, S. Han ^{17a}, Y.F. Han ¹⁵⁵, K. Hanagaki ⁸³, M. Hance ¹³⁶, D.A. Hangal ^{41,ac},
 H. Hanif ¹⁴², M.D. Hank ¹²⁸, R. Hankache ¹⁰¹, J.B. Hansen ⁴², J.D. Hansen ⁴², P.H. Hansen ⁴²,
 K. Hara ¹⁵⁷, D. Harada ⁵⁶, T. Harenberg ¹⁷¹, S. Harkusha ³⁷, Y.T. Harris ¹²⁶, N.M. Harrison ¹¹⁹,
 P.F. Harrison ¹⁶⁷, N.M. Hartman ¹¹⁰, N.M. Hartmann ¹⁰⁹, Y. Hasegawa ¹⁴⁰, A. Hasib ⁵²,
 S. Haug ¹⁹, R. Hauser ¹⁰⁷, C.M. Hawkes ²⁰, R.J. Hawkings ³⁶, Y. Hayashi ¹⁵³, S. Hayashida ¹¹¹,
 D. Hayden ¹⁰⁷, C. Hayes ¹⁰⁶, R.L. Hayes ¹¹⁴, C.P. Hays ¹²⁶, J.M. Hays ⁹⁴, H.S. Hayward ⁹²,
 F. He ^{62a}, M. He ^{14a,14e}, Y. He ¹⁵⁴, Y. He ¹²⁷, N.B. Heatley ⁹⁴, V. Hedberg ⁹⁸,
 A.L. Heggelund ¹²⁵, N.D. Hehir ⁹⁴, C. Heidegger ⁵⁴, K.K. Heidegger ⁵⁴, W.D. Heidorn ⁸¹,
 J. Heilmann ³⁴, S. Heim ⁴⁸, T. Heim ^{17a}, J.G. Heinlein ¹²⁸, J.J. Heinrich ¹²³, L. Heinrich ^{110,ae},
 J. Hejbal ¹³¹, L. Helary ⁴⁸, A. Held ¹⁷⁰, S. Hellesund ¹⁶, C.M. Helling ¹⁶⁴, S. Hellman ^{47a,47b},
 C. Helsen ³⁶, R.C.W. Henderson ⁹¹, L. Henkelmann ³², A.M. Henriques Correia ³⁶, H. Herde ⁹⁸,
 Y. Hernández Jiménez ¹⁴⁵, L.M. Herrmann ²⁴, T. Herrmann ⁵⁰, G. Herten ⁵⁴, R. Hertenberger ¹⁰⁹,
 L. Hervas ³⁶, M.E. Hespings ¹⁰⁰, N.P. Hessey ^{156a}, H. Hibi ⁸⁴, S.J. Hillier ²⁰, J.R. Hinds ¹⁰⁷,
 F. Hinterkeuser ²⁴, M. Hirose ¹²⁴, S. Hirose ¹⁵⁷, D. Hirschbuehl ¹⁷¹, T.G. Hitchings ¹⁰¹,
 B. Hiti ⁹³, J. Hobbs ¹⁴⁵, R. Hobincu ^{27e}, N. Hod ¹⁶⁹, M.C. Hodgkinson ¹³⁹, B.H. Hodgkinson ³²,
 A. Hoecker ³⁶, J. Hofer ⁴⁸, T. Holm ²⁴, M. Holzbock ¹¹⁰, L.B.A.H. Hommels ³², B.P. Honan ¹⁰¹,
 J. Hong ^{62c}, T.M. Hong ¹²⁹, B.H. Hooberman ¹⁶², W.H. Hopkins ⁶, Y. Horii ¹¹¹, S. Hou ¹⁴⁸,
 A.S. Howard ⁹³, J. Howarth ⁵⁹, J. Hoya ⁶, M. Hrabovsky ¹²², A. Hrynevich ⁴⁸, T. Hryn'ova ⁴,
 P.J. Hsu ⁶⁵, S.-C. Hsu ¹³⁸, Q. Hu ⁴¹, Y.F. Hu ^{14a,14e}, S. Huang ^{64b}, X. Huang ^{14c}, Y. Huang ^{62a},
 Y. Huang ^{14a}, Z. Huang ¹⁰¹, Z. Hubacek ¹³², M. Huebner ²⁴, F. Huegging ²⁴, T.B. Huffman ¹²⁶,
 C.A. Hugli ⁴⁸, M. Huhtinen ³⁶, S.K. Huiberts ¹⁶, R. Hulsken ¹⁰⁴, N. Huseynov ^{12,a},
 J. Huston ¹⁰⁷, J. Huth ⁶¹, R. Hyneman ¹⁴³, G. Iacobucci ⁵⁶, G. Iakovidis ²⁹, I. Ibragimov ¹⁴¹,
 L. Iconomidou-Fayard ⁶⁶, P. Iengo ^{72a,72b}, R. Iguchi ¹⁵³, T. Iizawa ⁸³, Y. Ikegami ⁸³, N. Ilic ¹⁵⁵,
 H. Imam ^{35a}, M. Ince Lezki ⁵⁶, T. Ingebretsen Carlson ^{47a,47b}, G. Introzzi ^{73a,73b}, M. Iodice ^{77a},
 V. Ippolito ^{75a,75b}, R.K. Irwin ⁹², M. Ishino ¹⁵³, W. Islam ¹⁷⁰, C. Issever ^{18,48}, S. Istin ^{21a,ak},
 H. Ito ¹⁶⁸, J.M. Iturbe Ponce ^{64a}, R. Iuppa ^{78a,78b}, A. Ivina ¹⁶⁹, J.M. Izen ⁴⁵, V. Izzo ^{72a},
 P. Jacka ^{131,132}, P. Jackson ¹, R.M. Jacobs ⁴⁸, B.P. Jaeger ¹⁴², C.S. Jagfeld ¹⁰⁹, P. Jain ⁵⁴,
 G. Jäkel ¹⁷¹, K. Jakobs ⁵⁴, T. Jakoubek ¹⁶⁹, J. Jamieson ⁵⁹, K.W. Janas ^{85a}, A.E. Jaspan ⁹²,
 M. Javurkova ¹⁰³, F. Jeanneau ¹³⁵, L. Jeanty ¹²³, J. Jejelava ^{149a,aa}, P. Jenni ^{54,g},
 C.E. Jessiman ³⁴, S. Jézéquel ⁴, C. Jia ^{62b}, J. Jia ¹⁴⁵, X. Jia ⁶¹, X. Jia ^{14a,14e}, Z. Jia ^{14c},
 Y. Jiang ^{62a}, S. Jiggins ⁴⁸, J. Jimenez Pena ¹³, S. Jin ^{14c}, A. Jinaru ^{27b}, O. Jinnouchi ¹⁵⁴,
 P. Johansson ¹³⁹, K.A. Johns ⁷, J.W. Johnson ¹³⁶, D.M. Jones ³², E. Jones ⁴⁸, P. Jones ³²,
 R.W.L. Jones ⁹¹, T.J. Jones ⁹², R. Joshi ¹¹⁹, J. Jovicevic ¹⁵, X. Ju ^{17a}, J.J. Junggeburth ³⁶,
 T. Junkermann ^{63a}, A. Juste Rozas ^{13,t}, M.K. Juzek ⁸⁶, S. Kabana ^{137e}, A. Kaczmarek ⁸⁶,
 M. Kado ¹¹⁰, H. Kagan ¹¹⁹, M. Kagan ¹⁴³, A. Kahn ⁴¹, A. Kahn ¹²⁸, C. Kahra ¹⁰⁰, T. Kaji ¹⁶⁸,
 E. Kajomovitz ¹⁵⁰, N. Kakati ¹⁶⁹, I. Kalaitzidou ⁵⁴, C.W. Kalderon ²⁹, A. Kamenshchikov ¹⁵⁵,
 S. Kanayama ¹⁵⁴, N.J. Kang ¹³⁶, D. Kar ^{33g}, K. Karava ¹²⁶, M.J. Kareem ^{156b}, E. Karentzos ⁵⁴,
 I. Karkanas ¹⁵², O. Karkout ¹¹⁴, S.N. Karpov ³⁸, Z.M. Karpova ³⁸, V. Kartvelishvili ⁹¹,
 A.N. Karyukhin ³⁷, E. Kasimi ¹⁵², J. Katzy ⁴⁸, S. Kaur ³⁴, K. Kawade ¹⁴⁰, T. Kawamoto ¹³⁵,
 E.F. Kay ³⁶, F.I. Kaya ¹⁵⁸, S. Kazakos ¹³, V.F. Kazanin ³⁷, Y. Ke ¹⁴⁵, J.M. Keaveney ^{33a},

R. Keeler ¹⁶⁵, G.V. Kehris ⁶¹, J.S. Keller ³⁴, A.S. Kelly ⁹⁶, J.J. Kempster ¹⁴⁶, K.E. Kennedy ⁴¹, P.D. Kennedy ¹⁰⁰, O. Kepka ¹³¹, B.P. Kerridge ¹⁶⁷, S. Kersten ¹⁷¹, B.P. Kerševan ⁹³, S. Keshri ⁶⁶, L. Keszeghova ^{28a}, S. Ketabchi Haghghat ¹⁵⁵, M. Khandoga ¹²⁷, A. Khanov ¹²¹, A.G. Kharlamov ³⁷, T. Kharlamova ³⁷, E.E. Khoda ¹³⁸, T.J. Khoo ¹⁸, G. Khoriauli ¹⁶⁶, J. Khubua ^{149b}, Y.A.R. Khwaira ⁶⁶, M. Kiehn ³⁶, A. Kilgallon ¹²³, D.W. Kim ^{47a,47b}, Y.K. Kim ³⁹, N. Kimura ⁹⁶, A. Kirchhoff ⁵⁵, C. Kirfel ²⁴, F. Kirfel ²⁴, J. Kirk ¹³⁴, A.E. Kiryunin ¹¹⁰, C. Kitsaki ¹⁰, O. Kivernyk ²⁴, M. Klassen ^{63a}, C. Klein ³⁴, L. Klein ¹⁶⁶, M.H. Klein ¹⁰⁶, M. Klein ⁹², S.B. Klein ⁵⁶, U. Klein ⁹², P. Klimek ³⁶, A. Klimentov ²⁹, T. Klioutchnikova ³⁶, P. Kluit ¹¹⁴, S. Kluth ¹¹⁰, E. Kneringer ⁷⁹, T.M. Knight ¹⁵⁵, A. Knue ⁵⁴, R. Kobayashi ⁸⁷, S.F. Koch ¹²⁶, M. Kocian ¹⁴³, P. Kodyš ¹³³, D.M. Koeck ¹²³, P.T. Koenig ²⁴, T. Koffas ³⁴, M. Kolb ¹³⁵, I. Koletsou ⁴, T. Komarek ¹²², K. Köneke ⁵⁴, A.X.Y. Kong ¹, T. Kono ¹¹⁸, N. Konstantinidis ⁹⁶, B. Konya ⁹⁸, R. Kopeliansky ⁶⁸, S. Koperny ^{85a}, K. Korcyl ⁸⁶, K. Kordas ^{152,e}, G. Koren ¹⁵¹, A. Korn ⁹⁶, S. Korn ⁵⁵, I. Korolkov ¹³, N. Korotkova ³⁷, B. Kortman ¹¹⁴, O. Kortner ¹¹⁰, S. Kortner ¹¹⁰, W.H. Kostecka ¹¹⁵, V.V. Kostyukhin ¹⁴¹, A. Kotsokechagia ¹³⁵, A. Kotwal ⁵¹, A. Koulouris ³⁶, A. Kourkoumeli-Charalampidi ^{73a,73b}, C. Kourkoumelis ⁹, E. Kourlitis ⁶, O. Kovanda ¹⁴⁶, R. Kowalewski ¹⁶⁵, W. Kozanecki ¹³⁵, A.S. Kozhin ³⁷, V.A. Kramarenko ³⁷, G. Kramberger ⁹³, P. Kramer ¹⁰⁰, M.W. Krasny ¹²⁷, A. Krasznahorkay ³⁶, J.W. Kraus ¹⁷¹, J.A. Kremer ¹⁰⁰, T. Kresse ⁵⁰, J. Kretschmar ⁹², K. Kreul ¹⁸, P. Krieger ¹⁵⁵, S. Krishnamurthy ¹⁰³, M. Krivos ¹³³, K. Krizka ²⁰, K. Kroeninger ⁴⁹, H. Kroha ¹¹⁰, J. Kroll ¹³¹, J. Kroll ¹²⁸, K.S. Krowpman ¹⁰⁷, U. Kruchonak ³⁸, H. Krüger ²⁴, N. Krumnack ⁸¹, M.C. Kruse ⁵¹, J.A. Krzysiak ⁸⁶, O. Kuchinskaia ³⁷, S. Kuday ^{3a}, S. Kuehn ³⁶, R. Kuesters ⁵⁴, T. Kuhl ⁴⁸, V. Kukhtin ³⁸, Y. Kulchitsky ^{37,a}, S. Kuleshov ^{137d,137b}, M. Kumar ^{33g}, N. Kumari ¹⁰², A. Kupco ¹³¹, T. Kupfer ⁴⁹, A. Kupich ³⁷, O. Kuprash ⁵⁴, H. Kurashige ⁸⁴, L.L. Kurchaninov ^{156a}, O. Kurdysh ⁶⁶, Y.A. Kurochkin ³⁷, A. Kurova ³⁷, M. Kuze ¹⁵⁴, A.K. Kvam ¹⁰³, J. Kvita ¹²², T. Kwan ¹⁰⁴, N.G. Kyriacou ¹⁰⁶, L.A.O. Laatu ¹⁰², C. Lacasta ¹⁶³, F. Lacava ^{75a,75b}, H. Lacker ¹⁸, D. Lacour ¹²⁷, N.N. Lad ⁹⁶, E. Ladygin ³⁸, B. Laforge ¹²⁷, T. Lagouri ^{137e}, S. Lai ⁵⁵, I.K. Lakomic ^{85a}, N. Lalloue ⁶⁰, J.E. Lambert ¹⁶⁵, S. Lammers ⁶⁸, W. Lampl ⁷, C. Lampoudis ^{152,e}, A.N. Lancaster ¹¹⁵, E. Lançon ²⁹, U. Landgraf ⁵⁴, M.P.J. Landon ⁹⁴, V.S. Lang ⁵⁴, R.J. Langenberg ¹⁰³, O.K.B. Langrekken ¹²⁵, A.J. Lankford ¹⁶⁰, F. Lanni ³⁶, K. Lantzsch ²⁴, A. Lanza ^{73a}, A. Lapertosa ^{57b,57a}, J.F. Laporte ¹³⁵, T. Lari ^{71a}, F. Lasagni Manghi ^{23b}, M. Lassnig ³⁶, V. Latonova ¹³¹, A. Laudrain ¹⁰⁰, A. Laurier ¹⁵⁰, S.D. Lawlor ⁹⁵, Z. Lawrence ¹⁰¹, M. Lazzaroni ^{71a,71b}, B. Le ¹⁰¹, E.M. Le Boulicaut ⁵¹, B. Leban ⁹³, A. Lebedev ⁸¹, M. LeBlanc ³⁶, F. Ledroit-Guillon ⁶⁰, A.C.A. Lee ⁹⁶, S.C. Lee ¹⁴⁸, S. Lee ^{47a,47b}, T.F. Lee ⁹², L.L. Leeuw ^{33c}, H.P. Lefebvre ⁹⁵, M. Lefebvre ¹⁶⁵, C. Leggett ^{17a}, G. Lehmann Miotto ³⁶, M. Leigh ⁵⁶, W.A. Leight ¹⁰³, W. Leinonen ¹¹³, A. Leisos ^{152,s}, M.A.L. Leite ^{82c}, C.E. Leitgeb ⁴⁸, R. Leitner ¹³³, K.J.C. Leney ⁴⁴, T. Lenz ²⁴, S. Leone ^{74a}, C. Leonidopoulos ⁵², A. Leopold ¹⁴⁴, C. Leroy ¹⁰⁸, R. Les ¹⁰⁷, C.G. Lester ³², M. Levchenko ³⁷, J. Levêque ⁴, D. Levin ¹⁰⁶, L.J. Levinson ¹⁶⁹, M.P. Lewicki ⁸⁶, D.J. Lewis ⁴, A. Li ⁵, B. Li ^{62b}, C. Li ^{62a}, C-Q. Li ^{62c}, H. Li ^{62a}, H. Li ^{62b}, H. Li ^{14c}, H. Li ^{62b}, K. Li ¹³⁸, L. Li ^{62c}, M. Li ^{14a,14e}, Q.Y. Li ^{62a}, S. Li ^{14a,14e}, S. Li ^{62d,62c,d}, T. Li ⁵, X. Li ¹⁰⁴, Z. Li ¹²⁶, Z. Li ¹⁰⁴, Z. Li ⁹², Z. Li ^{14a,14e}, Z. Liang ^{14a}, M. Liberatore ⁴⁸, B. Liberti ^{76a}, K. Lie ^{64c}, J. Lieber Marin ^{82b}, H. Lien ⁶⁸, K. Lin ¹⁰⁷, R.E. Lindley ⁷, J.H. Lindon ², A. Linss ⁴⁸, E. Lipeles ¹²⁸, A. Lipniacka ¹⁶, A. Lister ¹⁶⁴, J.D. Little ⁴, B. Liu ^{14a}, B.X. Liu ¹⁴², D. Liu ^{62d,62c}, J.B. Liu ^{62a}, J.K.K. Liu ³², K. Liu ^{62d,62c}, M. Liu ^{62a}, M.Y. Liu ^{62a}, P. Liu ^{14a}, Q. Liu ^{62d,138,62c}, X. Liu ^{62a}, Y. Liu ^{14d,14e}, Y.L. Liu ¹⁰⁶, Y.W. Liu ^{62a}, J. Llorente Merino ¹⁴², S.L. Lloyd ⁹⁴, E.M. Lobodzinska ⁴⁸, P. Loch ⁷, S. Loffredo ^{76a,76b}, T. Lohse ¹⁸, K. Lohwasser ¹³⁹, E. Loiacono ⁴⁸, M. Lokajicek ^{131,*}, J.D. Lomas ²⁰,









































































J.D. Long ¹⁶², I. Longarini ¹⁶⁰, L. Longo ^{70a,70b}, R. Longo ¹⁶², I. Lopez Paz ⁶⁷,
A. Lopez Solis ⁴⁸, J. Lorenz ¹⁰⁹, N. Lorenzo Martinez ⁴, A.M. Lory ¹⁰⁹,
G. Löschcke Centeno ¹⁴⁶, O. Loseva ³⁷, X. Lou ^{47a,47b}, X. Lou ^{14a,14e}, A. Lounis ⁶⁶, J. Love ⁶,
P.A. Love ⁹¹, G. Lu ^{14a,14e}, M. Lu ⁸⁰, S. Lu ¹²⁸, Y.J. Lu ⁶⁵, H.J. Lubatti ¹³⁸, C. Luci ^{75a,75b},
F.L. Lucio Alves ^{14c}, A. Lucotte ⁶⁰, F. Luehring ⁶⁸, I. Luise ¹⁴⁵, O. Lukianchuk ⁶⁶,
O. Lundberg ¹⁴⁴, B. Lund-Jensen ¹⁴⁴, N.A. Luongo ¹²³, M.S. Lutz ¹⁵¹, D. Lynn ²⁹, H. Lyons ⁹²,
R. Lysak ¹³¹, E. Lytken ⁹⁸, V. Lyubushkin ³⁸, T. Lyubushkina ³⁸, M.M. Lyukova ¹⁴⁵, H. Ma ²⁹,
L.L. Ma ^{62b}, Y. Ma ¹²¹, D.M. Mac Donell ¹⁶⁵, G. Maccarrone ⁵³, J.C. MacDonald ¹⁰⁰,
R. Madar ⁴⁰, W.F. Mader ⁵⁰, J. Maeda ⁸⁴, T. Maeno ²⁹, M. Maerker ⁵⁰, H. Maguire ¹³⁹,
V. Maiboroda ¹³⁵, A. Maio ^{130a,130b,130d}, K. Maj ^{85a}, O. Majersky ⁴⁸, S. Majewski ¹²³,
N. Makovec ⁶⁶, V. Maksimovic ¹⁵, B. Malaescu ¹²⁷, Pa. Malecki ⁸⁶, V.P. Maleev ³⁷,
F. Malek ⁶⁰, M. Mali ⁹³, D. Malito ⁹⁵, U. Mallik ⁸⁰, S. Maltezos ¹⁰, S. Malyukov ³⁸, J. Mamuzic ¹³,
G. Mancini ⁵³, G. Manco ^{73a,73b}, J.P. Mandalia ⁹⁴, I. Mandić ⁹³, L. Manhaes de Andrade Filho ^{82a},
I.M. Maniatis ¹⁶⁹, J. Manjarres Ramos ^{102,ab}, D.C. Mankad ¹⁶⁹, A. Mann ¹⁰⁹, B. Mansoulie ¹³⁵,
S. Manzoni ³⁶, A. Marantis ^{152,s}, G. Marchiori ⁵, M. Marcisovsky ¹³¹, C. Marcon ^{71a,71b},
M. Marinescu ²⁰, M. Marjanovic ¹²⁰, E.J. Marshall ⁹¹, Z. Marshall ^{17a}, S. Marti-Garcia ¹⁶³,
T.A. Martin ¹⁶⁷, V.J. Martin ⁵², B. Martin dit Latour ¹⁶, L. Martinelli ^{75a,75b}, M. Martinez ^{13,t},
P. Martinez Agullo ¹⁶³, V.I. Martinez Outschoorn ¹⁰³, P. Martinez Suarez ¹³, S. Martin-Haugh ¹³⁴,
V.S. Martoiu ^{27b}, A.C. Martyniuk ⁹⁶, A. Marzin ³⁶, D. Mascione ^{78a,78b}, L. Masetti ¹⁰⁰,
T. Mashimo ¹⁵³, J. Masik ¹⁰¹, A.L. Maslennikov ³⁷, L. Massa ^{23b}, P. Massarotti ^{72a,72b},
P. Mastrandrea ^{74a,74b}, A. Mastroberardino ^{43b,43a}, T. Masubuchi ¹⁵³, T. Mathisen ¹⁶¹,
J. Matousek ¹³³, N. Matsuzawa ¹⁵³, J. Maurer ^{27b}, B. Maček ⁹³, D.A. Maximov ³⁷, R. Mazini ¹⁴⁸,
I. Maznas ¹⁵², M. Mazza ¹⁰⁷, S.M. Mazza ¹³⁶, E. Mazzeo ^{71a,71b}, C. Mc Ginn ²⁹,
J.P. Mc Gowan ¹⁰⁴, S.P. Mc Kee ¹⁰⁶, E.F. McDonald ¹⁰⁵, A.E. McDougall ¹¹⁴, J.A. Mcfayden ¹⁴⁶,
R.P. McGovern ¹²⁸, G. Mchedlidze ^{149b}, R.P. Mckenzie ^{33g}, T.C. Mclachlan ⁴⁸,
D.J. McLaughlin ⁹⁶, K.D. McLean ¹⁶⁵, S.J. McMahon ¹³⁴, P.C. McNamara ¹⁰⁵,
C.M. Mcpartland ⁹², R.A. McPherson ^{165,x}, S. Mehlhase ¹⁰⁹, A. Mehta ⁹², D. Melini ¹⁵⁰,
B.R. Mellado Garcia ^{33g}, A.H. Melo ⁵⁵, F. Meloni ⁴⁸, A.M. Mendes Jacques Da Costa ¹⁰¹,
H.Y. Meng ¹⁵⁵, L. Meng ⁹¹, S. Menke ¹¹⁰, M. Mentink ³⁶, E. Meoni ^{43b,43a}, C. Merlassino ¹²⁶,
L. Merola ^{72a,72b}, C. Meroni ^{71a,71b}, G. Merz ¹⁰⁶, O. Meshkov ³⁷, J. Metcalfe ⁶, A.S. Mete ⁶,
C. Meyer ⁶⁸, J-P. Meyer ¹³⁵, R.P. Middleton ¹³⁴, L. Mijović ⁵², G. Mikenberg ¹⁶⁹,
M. Migestikova ¹³¹, M. Mikuž ⁹³, H. Mildner ¹⁰⁰, A. Milic ³⁶, C.D. Milke ⁴⁴, D.W. Miller ³⁹,
L.S. Miller ³⁴, A. Milov ¹⁶⁹, D.A. Milstead ^{47a,47b}, T. Min ^{14c}, A.A. Minaenko ³⁷,
I.A. Minashvili ^{149b}, L. Mince ⁵⁹, A.I. Mincer ¹¹⁷, B. Mindur ^{85a}, M. Mineev ³⁸, Y. Mino ⁸⁷,
L.M. Mir ¹³, M. Miralles Lopez ¹⁶³, M. Mironova ^{17a}, A. Mishima ¹⁵³, M.C. Missio ¹¹³,
T. Mitani ¹⁶⁸, A. Mitra ¹⁶⁷, V.A. Mitsou ¹⁶³, O. Miu ¹⁵⁵, P.S. Miyagawa ⁹⁴, Y. Miyazaki ⁸⁹,
A. Mizukami ⁸³, T. Mkrtchyan ^{63a}, M. Mlinarevic ⁹⁶, T. Mlinarevic ⁹⁶, M. Mlynarikova ³⁶,
S. Mobius ¹⁹, K. Mochizuki ¹⁰⁸, P. Moder ⁴⁸, P. Mogg ¹⁰⁹, A.F. Mohammed ^{14a,14e},
S. Mohapatra ⁴¹, G. Mokgatitwane ^{33g}, L. Moleri ¹⁶⁹, B. Mondal ¹⁴¹, S. Mondal ¹³²,
K. Mönig ⁴⁸, E. Monnier ¹⁰², L. Monsonis Romero ¹⁶³, J. Montejo Berlingen ^{13,83}, M. Montella ¹¹⁹,
F. Monticelli ⁹⁰, S. Monzani ^{69a,69c}, N. Morange ⁶⁶, A.L. Moreira De Carvalho ^{130a},
M. Moreno Llácer ¹⁶³, C. Moreno Martinez ⁵⁶, P. Morettini ^{57b}, S. Morgenstern ³⁶, M. Morii ⁶¹,
M. Morinaga ¹⁵³, A.K. Morley ³⁶, F. Morodei ^{75a,75b}, L. Morvaj ³⁶, P. Moschovakos ³⁶,
B. Moser ³⁶, M. Mosidze ^{149b}, T. Moskalets ⁵⁴, P. Moskvitina ¹¹³, J. Moss ^{31,m}, E.J.W. Moyses ¹⁰³,
O. Mtintsilana ^{33g}, S. Muanza ¹⁰², J. Mueller ¹²⁹, D. Muenstermann ⁹¹, R. Müller ¹⁹,
G.A. Mullier ¹⁶¹, A.J. Mullin ³², J.J. Mullin ¹²⁸, D.P. Mungo ¹⁵⁵, D. Munoz Perez ¹⁶³,
F.J. Munoz Sanchez ¹⁰¹, M. Murin ¹⁰¹, W.J. Murray ^{167,134}, A. Murrone ^{71a,71b}, J.M. Muse ¹²⁰,

M. Muškinja ^{17a}, C. Mwewa ²⁹, A.G. Myagkov ^{37,a}, A.J. Myers ⁸, A.A. Myers ¹²⁹, G. Myers ⁶⁸,
M. Myska ¹³², B.P. Nachman ^{17a}, O. Nackenhorst ⁴⁹, A. Nag ⁵⁰, K. Nagai ¹²⁶, K. Nagano ⁸³,
J.L. Nagle ^{29,ai}, E. Nagy ¹⁰², A.M. Nairz ³⁶, Y. Nakahama ⁸³, K. Nakamura ⁸³, K. Nakkalil ⁵,
H. Nanjo ¹²⁴, R. Narayan ⁴⁴, E.A. Narayanan ¹¹², I. Naryshkin ³⁷, M. Naseri ³⁴, S. Nasri ¹⁵⁹,
C. Nass ²⁴, G. Navarro ^{22a}, J. Navarro-Gonzalez ¹⁶³, R. Nayak ¹⁵¹, A. Nayaz ¹⁸,
P.Y. Nechaeva ³⁷, F. Nechansky ⁴⁸, L. Nedic ¹²⁶, T.J. Neep ²⁰, A. Negri ^{73a,73b}, M. Negrini ^{23b},
C. Nellist ¹¹⁴, C. Nelson ¹⁰⁴, K. Nelson ¹⁰⁶, S. Nemecek ¹³¹, M. Nessi ^{36,h}, M.S. Neubauer ¹⁶²,
F. Neuhaus ¹⁰⁰, J. Neundorf ⁴⁸, R. Newhouse ¹⁶⁴, P.R. Newman ²⁰, C.W. Ng ¹²⁹, Y.W.Y. Ng ⁴⁸,
B. Ngair ^{35e}, H.D.N. Nguyen ¹⁰⁸, R.B. Nickerson ¹²⁶, R. Nicolaidou ¹³⁵, J. Nielsen ¹³⁶,
M. Niemeyer ⁵⁵, J. Niermann ^{55,36}, N. Nikiforou ³⁶, V. Nikolaenko ^{37,a}, I. Nikolic-Audit ¹²⁷,
K. Nikolopoulos ²⁰, P. Nilsson ²⁹, I. Ninca ⁴⁸, H.R. Nindhito ⁵⁶, G. Ninio ¹⁵¹, A. Nisati ^{75a},
N. Nishu ², R. Nisius ¹¹⁰, J-E. Nitschke ⁵⁰, E.K. Nkadimeng ^{33g}, S.J. Noacco Rosende ⁹⁰,
T. Nobe ¹⁵³, D.L. Noel ³², T. Nommensen ¹⁴⁷, M.B. Norfolk ¹³⁹, R.R.B. Norisam ⁹⁶,
B.J. Norman ³⁴, J. Novak ⁹³, T. Novak ⁴⁸, L. Novotny ¹³², R. Novotny ¹¹², L. Nozka ¹²²,
K. Ntekas ¹⁶⁰, N.M.J. Nunes De Moura Junior ^{82b}, E. Nurse ⁹⁶, J. Ocariz ¹²⁷, A. Ochi ⁸⁴,
I. Ochoa ^{130a}, S. Oerdek ¹⁶¹, J.T. Offermann ³⁹, A. Ogrodnik ¹³³, A. Oh ¹⁰¹, C.C. Ohm ¹⁴⁴,
H. Oide ⁸³, R. Oishi ¹⁵³, M.L. Ojeda ⁴⁸, Y. Okazaki ⁸⁷, M.W. O'Keefe ⁹², Y. Okumura ¹⁵³,
L.F. Oleiro Seabra ^{130a}, S.A. Olivares Pino ^{137d}, D. Oliveira Damazio ²⁹, D. Oliveira Goncalves ^{82a},
J.L. Oliver ¹⁶⁰, M.J.R. Olsson ¹⁶⁰, A. Olszewski ⁸⁶, Ö.O. Öncel ⁵⁴, D.C. O'Neil ¹⁴²,
A.P. O'Neill ¹⁹, A. Onofre ^{130a,130e}, P.U.E. Onyisi ¹¹, M.J. Oreglia ³⁹, G.E. Orellana ⁹⁰,
D. Orestano ^{77a,77b}, N. Orlando ¹³, R.S. Orr ¹⁵⁵, V. O'Shea ⁵⁹, R. Ospanov ^{62a},
G. Otero y Garzon ³⁰, H. Otono ⁸⁹, P.S. Ott ^{63a}, G.J. Ottino ^{17a}, M. Ouchrif ^{35d}, J. Ouellette ²⁹,
F. Ould-Saada ¹²⁵, M. Owen ⁵⁹, R.E. Owen ¹³⁴, K.Y. Oyulmaz ^{21a}, V.E. Ozcan ^{21a}, N. Ozturk ⁸,
S. Ozturk ^{21d}, H.A. Pacey ³², A. Pacheco Pages ¹³, C. Padilla Aranda ¹³, G. Padovano ^{75a,75b},
S. Pagan Griso ^{17a}, G. Palacino ⁶⁸, A. Palazzo ^{70a,70b}, S. Palestini ³⁶, J. Pan ¹⁷², T. Pan ^{64a},
D.K. Panchal ¹¹, C.E. Pandini ¹¹⁴, J.G. Panduro Vazquez ⁹⁵, H. Pang ^{14b}, P. Pani ⁴⁸,
G. Panizzo ^{69a,69c}, L. Paolozzi ⁵⁶, C. Papadatos ¹⁰⁸, S. Parajuli ⁴⁴, A. Paramonov ⁶,
C. Paraskevopoulos ¹⁰, D. Paredes Hernandez ^{64b}, T.H. Park ¹⁵⁵, M.A. Parker ³², F. Parodi ^{57b,57a},
E.W. Parrish ¹¹⁵, V.A. Parrish ⁵², J.A. Parsons ⁴¹, U. Parzefall ⁵⁴, B. Pascual Dias ¹⁰⁸,
L. Pascual Dominguez ¹⁵¹, F. Pasquali ¹¹⁴, E. Pasqualucci ^{75a}, S. Passaggio ^{57b}, F. Pastore ⁹⁵,
P. Pasuwan ^{47a,47b}, P. Patel ⁸⁶, U.M. Patel ⁵¹, J.R. Pater ¹⁰¹, T. Pauly ³⁶, J. Pearkes ¹⁴³,
M. Pedersen ¹²⁵, R. Pedro ^{130a}, S.V. Peleganchuk ³⁷, O. Penc ³⁶, E.A. Pender ⁵², H. Peng ^{62a},
K.E. Penski ¹⁰⁹, M. Penzin ³⁷, B.S. Peralva ^{82d}, A.P. Pereira Peixoto ⁶⁰, L. Pereira Sanchez ^{47a,47b},
D.V. Perepelitsa ^{29,ai}, E. Perez Codina ^{156a}, M. Perganti ¹⁰, L. Perini ^{71a,71b,*}, H. Pernegger ³⁶,
A. Perrevoort ¹¹³, O. Perrin ⁴⁰, K. Peters ⁴⁸, R.F.Y. Peters ¹⁰¹, B.A. Petersen ³⁶,
T.C. Petersen ⁴², E. Petit ¹⁰², V. Petousis ¹³², C. Petridou ^{152,e}, A. Petrukhin ¹⁴¹, M. Pettee ^{17a},
N.E. Pettersson ³⁶, A. Petukhov ³⁷, K. Petukhova ¹³³, A. Peyaud ¹³⁵, R. Pezoa ^{137f},
L. Pezzotti ³⁶, G. Pezzullo ¹⁷², T.M. Pham ¹⁷⁰, T. Pham ¹⁰⁵, P.W. Phillips ¹³⁴,
G. Piacquadio ¹⁴⁵, E. Pianori ^{17a}, F. Piazza ^{71a,71b}, R. Piegai ³⁰, D. Pietreanu ^{27b},
A.D. Pilkington ¹⁰¹, M. Pinamonti ^{69a,69c}, J.L. Pinfeld ², B.C. Pinheiro Pereira ^{130a},
A.E. Pinto Pinoargote ¹³⁵, C. Pitman Donaldson ⁹⁶, D.A. Pizzi ³⁴, L. Pizzimento ^{76a,76b},
A. Pizzini ¹¹⁴, M.-A. Pleier ²⁹, V. Plesanovs ⁵⁴, V. Pleskot ¹³³, E. Plotnikova ³⁸, G. Poddar ⁴,
R. Poettgen ⁹⁸, L. Poggioli ¹²⁷, I. Pokharel ⁵⁵, S. Polacek ¹³³, G. Polesello ^{73a}, A. Poley ^{142,156a},
R. Polifka ¹³², A. Polini ^{23b}, C.S. Pollard ¹⁶⁷, Z.B. Pollock ¹¹⁹, V. Polychronakos ²⁹,
E. Pompa Pacchi ^{75a,75b}, D. Ponomarenko ¹¹³, L. Pontecorvo ³⁶, S. Popa ^{27a}, G.A. Popeneciu ^{27d},
A. Poreba ³⁶, D.M. Portillo Quintero ^{156a}, S. Pospisil ¹³², M.A. Postill ¹³⁹, P. Postolache ^{27c},
K. Potamianos ¹⁶⁷, P.A. Potepa ^{85a}, I.N. Potrap ³⁸, C.J. Potter ³², H. Potti ¹, T. Poulsen ⁴⁸,

J. Poveda ¹⁶³, M.E. Pozo Astigarraga ³⁶, A. Prades Ibanez ¹⁶³, J. Pretel ⁵⁴, D. Price ¹⁰¹,
 M. Primavera ^{70a}, M.A. Principe Martin ⁹⁹, R. Privara ¹²², T. Procter ⁵⁹, M.L. Proffitt ¹³⁸,
 N. Proklova ¹²⁸, K. Prokofiev ^{64c}, G. Proto ¹¹⁰, S. Protopopescu ²⁹, J. Proudfoot ⁶,
 M. Przybycien ^{85a}, W.W. Przygoda ^{85b}, J.E. Puddefoot ¹³⁹, D. Pudzha ³⁷, D. Pyatiizbyantseva ³⁷,
 J. Qian ¹⁰⁶, D. Qichen ¹⁰¹, Y. Qin ¹⁰¹, T. Qiu ⁵², A. Quadt ⁵⁵, M. Queitsch-Maitland ¹⁰¹,
 G. Quetant ⁵⁶, G. Rabanal Bolanos ⁶¹, D. Rafanoharana ⁵⁴, F. Ragusa ^{71a,71b}, J.L. Rainbolt ³⁹,
 J.A. Raine ⁵⁶, S. Rajagopalan ²⁹, E. Ramakoti ³⁷, K. Ran ^{48,14e}, N.P. Rapheeha ^{33g},
 H. Rasheed ^{27b}, V. Raskina ¹²⁷, D.F. Rassloff ^{63a}, S. Rave ¹⁰⁰, B. Ravina ⁵⁵, I. Ravinovich ¹⁶⁹,
 M. Raymond ³⁶, A.L. Read ¹²⁵, N.P. Readioff ¹³⁹, D.M. Rebuzzi ^{73a,73b}, G. Redlinger ²⁹,
 A.S. Reed ¹¹⁰, K. Reeves ²⁶, J.A. Reidelsturz ¹⁷¹, D. Reikher ¹⁵¹, A. Rej ¹⁴¹, C. Rembser ³⁶,
 A. Renardi ⁴⁸, M. Renda ^{27b}, M.B. Rendel ¹¹⁰, F. Renner ⁴⁸, A.G. Rennie ⁵⁹, S. Resconi ^{71a},
 M. Ressegotti ^{57b,57a}, S. Rettie ³⁶, J.G. Reyes Rivera ¹⁰⁷, B. Reynolds ¹¹⁹, E. Reynolds ^{17a},
 O.L. Rezanova ³⁷, P. Reznicek ¹³³, N. Ribaric ⁹¹, E. Ricci ^{78a,78b}, R. Richter ¹¹⁰,
 S. Richter ^{47a,47b}, E. Richter-Was ^{85b}, M. Ridel ¹²⁷, S. Ridouani ^{35d}, P. Rieck ¹¹⁷, P. Riedler ³⁶,
 M. Rijssenbeek ¹⁴⁵, A. Rimoldi ^{73a,73b}, M. Rimoldi ⁴⁸, L. Rinaldi ^{23b,23a}, T.T. Rinn ²⁹,
 M.P. Rinnagel ¹⁰⁹, G. Ripellino ¹⁶¹, I. Riu ¹³, P. Rivadeneira ⁴⁸, J.C. Rivera Vergara ¹⁶⁵,
 F. Rizatdinova ¹²¹, E. Rizvi ⁹⁴, B.A. Roberts ¹⁶⁷, B.R. Roberts ^{17a}, S.H. Robertson ^{104,x},
 M. Robin ⁴⁸, D. Robinson ³², C.M. Robles Gajardo ^{137f}, M. Robles Manzano ¹⁰⁰, A. Robson ⁵⁹,
 A. Rocchi ^{76a,76b}, C. Roda ^{74a,74b}, S. Rodriguez Bosca ^{63a}, Y. Rodriguez Garcia ^{22a},
 A. Rodriguez Rodriguez ⁵⁴, A.M. Rodríguez Vera ^{156b}, S. Roe ³⁶, J.T. Roemer ¹⁶⁰,
 A.R. Roepe-Gier ¹³⁶, J. Roggel ¹⁷¹, O. Røhne ¹²⁵, R.A. Rojas ¹⁰³, C.P.A. Roland ⁶⁸, J. Roloff ²⁹,
 A. Romaniouk ³⁷, E. Romano ^{73a,73b}, M. Romano ^{23b}, A.C. Romero Hernandez ¹⁶²,
 N. Rompotis ⁹², L. Roos ¹²⁷, S. Rosati ^{75a}, B.J. Rosser ³⁹, E. Rossi ¹²⁶, E. Rossi ^{72a,72b},
 L.P. Rossi ^{57b}, L. Rossini ⁴⁸, R. Rosten ¹¹⁹, M. Rotaru ^{27b}, B. Rottler ⁵⁴, C. Rougier ^{102,ab},
 D. Rousseau ⁶⁶, D. Rousso ³², A. Roy ¹⁶², S. Roy-Garand ¹⁵⁵, A. Rozanov ¹⁰², Y. Rozen ¹⁵⁰,
 X. Ruan ^{33g}, A. Rubio Jimenez ¹⁶³, A.J. Ruby ⁹², V.H. Ruelas Rivera ¹⁸, T.A. Ruggeri ¹,
 A. Ruggiero ¹²⁶, A. Ruiz-Martinez ¹⁶³, A. Rummler ³⁶, Z. Rurikova ⁵⁴, N.A. Rusakovich ³⁸,
 H.L. Russell ¹⁶⁵, G. Russo ^{75a,75b}, J.P. Rutherford ⁷, S. Rutherford Colmenares ³², K. Rybacki ⁹¹,
 M. Rybar ¹³³, E.B. Rye ¹²⁵, A. Ryzhov ⁴⁴, J.A. Sabater Iglesias ⁵⁶, P. Sabatini ¹⁶³,
 L. Sabetta ^{75a,75b}, H.F-W. Sadrozinski ¹³⁶, F. Safai Tehrani ^{75a}, B. Safarzadeh Samani ¹⁴⁶,
 M. Safdari ¹⁴³, S. Saha ¹⁶⁵, M. Sahinsoy ¹¹⁰, M. Saimpert ¹³⁵, M. Saito ¹⁵³, T. Saito ¹⁵³,
 D. Salamani ³⁶, A. Salnikov ¹⁴³, J. Salt ¹⁶³, A. Salvador Salas ¹³, D. Salvatore ^{43b,43a},
 F. Salvatore ¹⁴⁶, A. Salzburger ³⁶, D. Sammel ⁵⁴, D. Sampsonidis ^{152,e}, D. Sampsonidou ¹²³,
 J. Sánchez ¹⁶³, A. Sanchez Pineda ⁴, V. Sanchez Sebastian ¹⁶³, H. Sandaker ¹²⁵, C.O. Sander ⁴⁸,
 J.A. Sandesara ¹⁰³, M. Sandhoff ¹⁷¹, C. Sandoval ^{22b}, D.P.C. Sankey ¹³⁴, T. Sano ⁸⁷,
 A. Sansoni ⁵³, L. Santi ^{75a,75b}, C. Santoni ⁴⁰, H. Santos ^{130a,130b}, S.N. Santpur ^{17a}, A. Santra ¹⁶⁹,
 K.A. Saoucha ¹³⁹, J.G. Saraiva ^{130a,130d}, J. Sardain ⁷, O. Sasaki ⁸³, K. Sato ¹⁵⁷, C. Sauer ^{63b},
 F. Sauerburger ⁵⁴, E. Sauvan ⁴, P. Savard ^{155,ag}, R. Sawada ¹⁵³, C. Sawyer ¹³⁴, L. Sawyer ⁹⁷,
 I. Sayago Galvan ¹⁶³, C. Sbarra ^{23b}, A. Sbrizzi ^{23b,23a}, T. Scanlon ⁹⁶, J. Schaarschmidt ¹³⁸,
 P. Schacht ¹¹⁰, D. Schaefer ³⁹, U. Schäfer ¹⁰⁰, A.C. Schaffer ^{66,44}, D. Schaile ¹⁰⁹,
 R.D. Schamberger ¹⁴⁵, C. Scharf ¹⁸, M.M. Schefer ¹⁹, V.A. Schegelsky ³⁷, D. Scheirich ¹³³,
 F. Schenck ¹⁸, M. Schernau ¹⁶⁰, C. Scheulen ⁵⁵, C. Schiavi ^{57b,57a}, E.J. Schioppa ^{70a,70b},
 M. Schioppa ^{43b,43a}, B. Schlag ^{143,o}, K.E. Schleicher ⁵⁴, S. Schlenker ³⁶, J. Schmeing ¹⁷¹,
 M.A. Schmidt ¹⁷¹, K. Schmieden ¹⁰⁰, C. Schmitt ¹⁰⁰, S. Schmitt ⁴⁸, L. Schoeffel ¹³⁵,
 A. Schoening ^{63b}, P.G. Scholer ⁵⁴, E. Schopf ¹²⁶, M. Schott ¹⁰⁰, J. Schovancova ³⁶,
 S. Schramm ⁵⁶, F. Schroeder ¹⁷¹, T. Schroer ⁵⁶, H-C. Schultz-Coulon ^{63a}, M. Schumacher ⁵⁴,
 B.A. Schumm ¹³⁶, Ph. Schune ¹³⁵, A.J. Schuy ¹³⁸, H.R. Schwartz ¹³⁶, A. Schwartzman ¹⁴³,

T.A. Schwarz ¹⁰⁶, Ph. Schwemling ¹³⁵, R. Schwienhorst ¹⁰⁷, A. Sciandra ¹³⁶, G. Sciolla ²⁶, F. Scuri ^{74a}, C.D. Sebastiani ⁹², K. Sedlaczek ¹¹⁵, P. Seema ¹⁸, S.C. Seidel ¹¹², A. Seiden ¹³⁶, B.D. Seidlitz ⁴¹, C. Seitz ⁴⁸, J.M. Seixas ^{82b}, G. Sekhniaidze ^{72a}, S.J. Sekula ⁴⁴, L. Selem ⁶⁰, N. Semprini-Cesari ^{23b,23a}, D. Sengupta ⁵⁶, V. Senthilkumar ¹⁶³, L. Serin ⁶⁶, L. Serkin ^{69a,69b}, M. Sessa ^{76a,76b}, H. Severini ¹²⁰, F. Sforza ^{57b,57a}, A. Sfyrta ⁵⁶, E. Shabalina ⁵⁵, R. Shaheen ¹⁴⁴, J.D. Shahinian ¹²⁸, D. Shaked Renous ¹⁶⁹, L.Y. Shan ^{14a}, M. Shapiro ^{17a}, A. Sharma ³⁶, A.S. Sharma ¹⁶⁴, P. Sharma ⁸⁰, S. Sharma ⁴⁸, P.B. Shatalov ³⁷, K. Shaw ¹⁴⁶, S.M. Shaw ¹⁰¹, A. Shcherbakova ³⁷, Q. Shen ^{62c,5}, P. Sherwood ⁹⁶, L. Shi ⁹⁶, X. Shi ^{14a}, C.O. Shimmin ¹⁷², Y. Shimogama ¹⁶⁸, J.D. Shinner ⁹⁵, I.P.J. Shipsey ¹²⁶, S. Shirabe ^{56,h}, M. Shiyakova ^{38,v}, J. Shlomi ¹⁶⁹, M.J. Shochet ³⁹, J. Shojaii ¹⁰⁵, D.R. Shope ¹²⁵, S. Shrestha ^{119,aj}, E.M. Shrif ^{33g}, M.J. Shroff ¹⁶⁵, P. Sicho ¹³¹, A.M. Sickles ¹⁶², E. Sideras Haddad ^{33g}, A. Sidoti ^{23b}, F. Siegert ⁵⁰, Dj. Sijacki ¹⁵, R. Sikora ^{85a}, F. Sili ⁹⁰, J.M. Silva ²⁰, M.V. Silva Oliveira ²⁹, S.B. Silverstein ^{47a}, S. Simion ⁶⁶, R. Simoniello ³⁶, E.L. Simpson ⁵⁹, H. Simpson ¹⁴⁶, L.R. Simpson ¹⁰⁶, N.D. Simpson ⁹⁸, S. Simsek ^{21d}, S. Sindhu ⁵⁵, P. Sinervo ¹⁵⁵, S. Singh ¹⁵⁵, S. Sinha ⁴⁸, S. Sinha ¹⁰¹, M. Sioli ^{23b,23a}, I. Siral ³⁶, E. Sitnikova ⁴⁸, S.Yu. Sivoklov ^{37,*}, J. Sjölin ^{47a,47b}, A. Skaf ⁵⁵, E. Skorda ⁹⁸, P. Skubic ¹²⁰, M. Slawinska ⁸⁶, V. Smakhtin ¹⁶⁹, B.H. Smart ¹³⁴, J. Smiesko ³⁶, S.Yu. Smirnov ³⁷, Y. Smirnov ³⁷, L.N. Smirnova ^{37,a}, O. Smirnova ⁹⁸, A.C. Smith ⁴¹, E.A. Smith ³⁹, H.A. Smith ¹²⁶, J.L. Smith ⁹², R. Smith ¹⁴³, M. Smizanska ⁹¹, K. Smolek ¹³², A.A. Snesarev ³⁷, S.R. Snider ¹⁵⁵, H.L. Snoek ¹¹⁴, S. Snyder ²⁹, R. Sobie ^{165,x}, A. Soffer ¹⁵¹, C.A. Solans Sanchez ³⁶, E.Yu. Soldatov ³⁷, U. Soldevila ¹⁶³, A.A. Solodkov ³⁷, S. Solomon ²⁶, A. Soloshenko ³⁸, K. Solovieva ⁵⁴, O.V. Solovyanov ⁴⁰, V. Solovyev ³⁷, P. Sommer ³⁶, A. Sonay ¹³, W.Y. Song ^{156b}, J.M. Sonneveld ¹¹⁴, A. Sopczak ¹³², A.L. Soppio ⁹⁶, F. Sopkova ^{28b}, V. Sothilingam ^{63a}, S. Sottocornola ⁶⁸, R. Soualah ^{116b}, Z. Soumami ^{35e}, D. South ⁴⁸, S. Spagnolo ^{70a,70b}, M. Spalla ¹¹⁰, D. Sperlich ⁵⁴, G. Spigo ³⁶, M. Spina ¹⁴⁶, S. Spinali ⁹¹, D.P. Spiteri ⁵⁹, M. Spousta ¹³³, E.J. Staats ³⁴, A. Stabile ^{71a,71b}, R. Stamen ^{63a}, M. Stamenkovic ¹¹⁴, A. Stampekiš ²⁰, M. Standke ²⁴, E. Stanecka ⁸⁶, M.V. Stange ⁵⁰, B. Stanislaus ^{17a}, M.M. Stanitzki ⁴⁸, B. Stapf ⁴⁸, E.A. Starchenko ³⁷, G.H. Stark ¹³⁶, J. Stark ^{102,ab}, D.M. Starke ^{156b}, P. Staroba ¹³¹, P. Starovoitov ^{63a}, S. Stärz ¹⁰⁴, R. Staszewski ⁸⁶, G. Stavropoulos ⁴⁶, J. Steentoft ¹⁶¹, P. Steinberg ²⁹, B. Stelzer ^{142,156a}, H.J. Stelzer ¹²⁹, O. Stelzer-Chilton ^{156a}, H. Stenzel ⁵⁸, T.J. Stevenson ¹⁴⁶, G.A. Stewart ³⁶, J.R. Stewart ¹²¹, M.C. Stockton ³⁶, G. Stoicea ^{27b}, M. Stolarski ^{130a}, S. Stonjek ¹¹⁰, A. Straessner ⁵⁰, J. Strandberg ¹⁴⁴, S. Strandberg ^{47a,47b}, M. Strauss ¹²⁰, T. Strebler ¹⁰², P. Strizenc ^{28b}, R. Ströhmer ¹⁶⁶, D.M. Strom ¹²³, L.R. Strom ⁴⁸, R. Stroynowski ⁴⁴, A. Strubig ^{47a,47b}, S.A. Stucci ²⁹, B. Stugu ¹⁶, J. Stupak ¹²⁰, N.A. Styles ⁴⁸, D. Su ¹⁴³, S. Su ^{62a}, W. Su ^{62d}, X. Su ^{62a,66}, K. Sugizaki ¹⁵³, V.V. Sulin ³⁷, M.J. Sullivan ⁹², D.M.S. Sultan ^{78a,78b}, L. Sultanaliev ³⁷, S. Sultansoy ^{3b}, T. Sumida ⁸⁷, S. Sun ¹⁰⁶, S. Sun ¹⁷⁰, O. Sunneborn Gudnadottir ¹⁶¹, M.R. Sutton ¹⁴⁶, H. Suzuki ¹⁵⁷, M. Svatos ¹³¹, M. Swiatlowski ^{156a}, T. Swirski ¹⁶⁶, I. Sykora ^{28a}, M. Sykora ¹³³, T. Sykora ¹³³, D. Ta ¹⁰⁰, K. Tackmann ^{48,u}, A. Taffard ¹⁶⁰, R. Tafirout ^{156a}, J.S. Tafuya Vargas ⁶⁶, R. Takashima ⁸⁸, E.P. Takeva ⁵², Y. Takubo ⁸³, M. Talby ¹⁰², A.A. Talyshev ³⁷, K.C. Tam ^{64b}, N.M. Tamir ¹⁵¹, A. Tanaka ¹⁵³, J. Tanaka ¹⁵³, R. Tanaka ⁶⁶, M. Tanasini ^{57b,57a}, Z. Tao ¹⁶⁴, S. Tapia Araya ^{137f}, S. Tapprogge ¹⁰⁰, A. Tarek Abouelfadl Mohamed ¹⁰⁷, S. Tarem ¹⁵⁰, K. Tariq ^{62b}, G. Tarna ^{102,27b}, G.F. Tartarelli ^{71a}, P. Tas ¹³³, M. Tasevsky ¹³¹, E. Tassi ^{43b,43a}, A.C. Tate ¹⁶², G. Tateno ¹⁵³, Y. Tayalati ^{35e,w}, G.N. Taylor ¹⁰⁵, W. Taylor ^{156b}, H. Teagle ⁹², A.S. Tee ¹⁷⁰, R. Teixeira De Lima ¹⁴³, P. Teixeira-Dias ⁹⁵, J.J. Teoh ¹⁵⁵, K. Terashi ¹⁵³, J. Terron ⁹⁹, S. Terzo ¹³, M. Testa ⁵³, R.J. Teuscher ^{155,x}, A. Thaler ⁷⁹, O. Theiner ⁵⁶, N. Themistokleous ⁵²,

T. Thevenaux-Pelzer ¹⁰², O. Thielmann ¹⁷¹, D.W. Thomas ⁹⁵, J.P. Thomas ²⁰, E.A. Thompson ^{17a}, P.D. Thompson ²⁰, E. Thomson ¹²⁸, Y. Tian ⁵⁵, V. Tikhomirov ^{37,a}, Yu.A. Tikhonov ³⁷, S. Timoshenko ³⁷, D. Timoshyn ¹³³, E.X.L. Ting ¹, P. Tipton ¹⁷², S.H. Tlou ^{33g}, A. Tnourji ⁴⁰, K. Todome ^{23b,23a}, S. Todorova-Nova ¹³³, S. Todt ⁵⁰, M. Togawa ⁸³, J. Tojo ⁸⁹, S. Tokár ^{28a}, K. Tokushuku ⁸³, O. Toldaiev ⁶⁸, R. Tombs ³², M. Tomoto ^{83,111}, L. Tompkins ^{143,o}, K.W. Topolnicki ^{85b}, E. Torrence ¹²³, H. Torres ^{102,ab}, E. Torró Pastor ¹⁶³, M. Toscani ³⁰, C. Toscirci ³⁹, M. Tost ¹¹, D.R. Tovey ¹³⁹, A. Traeet ¹⁶, I.S. Trandafir ^{27b}, T. Trefzger ¹⁶⁶, A. Tricoli ²⁹, I.M. Trigger ^{156a}, S. Trincaz-Duvoid ¹²⁷, D.A. Trischuk ²⁶, B. Trocmé ⁶⁰, C. Troncon ^{71a}, L. Truong ^{33c}, M. Trzebinski ⁸⁶, A. Trzuppek ⁸⁶, F. Tsai ¹⁴⁵, M. Tsai ¹⁰⁶, A. Tsiamis ^{152,e}, P.V. Tsiareshka ³⁷, S. Tsigaridas ^{156a}, A. Tsirigotis ^{152,s}, V. Tsiskaridze ¹⁵⁵, E.G. Tskhadadze ^{149a}, M. Tsopoulou ^{152,e}, Y. Tsujikawa ⁸⁷, I.I. Tsukerman ³⁷, V. Tsulaia ^{17a}, S. Tsuno ⁸³, O. Tsur ¹⁵⁰, K. Tsurii ¹¹⁸, D. Tsybychev ¹⁴⁵, Y. Tu ^{64b}, A. Tudorache ^{27b}, V. Tudorache ^{27b}, A.N. Tuna ³⁶, S. Turchikhin ³⁸, I. Turk Cakir ^{3a}, R. Turra ^{71a}, T. Turtuvshin ^{38,y}, P.M. Tuts ⁴¹, S. Tzamarias ^{152,e}, P. Tzanis ¹⁰, E. Tzovara ¹⁰⁰, K. Uchida ¹⁵³, F. Ukegawa ¹⁵⁷, P.A. Ulloa Poblete ^{137c,137b}, E.N. Umaka ²⁹, G. Unal ³⁶, M. Unal ¹¹, A. Undrus ²⁹, G. Unel ¹⁶⁰, J. Urban ^{28b}, P. Urquijo ¹⁰⁵, G. Usai ⁸, R. Ushioda ¹⁵⁴, M. Usman ¹⁰⁸, Z. Uysal ^{21b}, L. Vacavant ¹⁰², V. Vacek ¹³², B. Vachon ¹⁰⁴, K.O.H. Vadla ¹²⁵, T. Vafeiadis ³⁶, A. Vaitkus ⁹⁶, C. Valderanis ¹⁰⁹, E. Valdes Santurio ^{47a,47b}, M. Valente ^{156a}, S. Valentinetti ^{23b,23a}, A. Valero ¹⁶³, E. Valiente Moreno ¹⁶³, A. Vallier ^{102,ab}, J.A. Valls Ferrer ¹⁶³, D.R. Van Arneman ¹¹⁴, T.R. Van Daalen ¹³⁸, A. Van Der Graaf ⁴⁹, P. Van Gemmeren ⁶, M. Van Rijnbach ^{125,36}, S. Van Stroud ⁹⁶, I. Van Vulpen ¹¹⁴, M. Vanadia ^{76a,76b}, W. Vandelli ³⁶, M. Vandenbroucke ¹³⁵, E.R. Vandewall ¹²¹, D. Vannicola ¹⁵¹, L. Vannoli ^{57b,57a}, R. Vari ^{75a}, E.W. Varnes ⁷, C. Varni ^{17a}, T. Varol ¹⁴⁸, D. Varouchas ⁶⁶, L. Varriale ¹⁶³, K.E. Varvell ¹⁴⁷, M.E. Vasile ^{27b}, L. Vaslin ⁴⁰, G.A. Vasquez ¹⁶⁵, F. Vazeille ⁴⁰, T. Vazquez Schroeder ³⁶, J. Veatch ³¹, V. Vecchio ¹⁰¹, M.J. Veen ¹⁰³, I. Veliscek ¹²⁶, L.M. Veloce ¹⁵⁵, F. Veloso ^{130a,130c}, S. Veneziano ^{75a}, A. Ventura ^{70a,70b}, A. Verbytskyi ¹¹⁰, M. Verducci ^{74a,74b}, C. Vergis ²⁴, M. Verissimo De Araujo ^{82b}, W. Verkerke ¹¹⁴, J.C. Vermeulen ¹¹⁴, C. Vernieri ¹⁴³, P.J. Verschuuren ⁹⁵, M. Vessella ¹⁰³, M.C. Vetterli ^{142,ag}, A. Vgenopoulos ^{152,e}, N. Viaux Maira ^{137f}, T. Vickey ¹³⁹, O.E. Vickey Boeriu ¹³⁹, G.H.A. Viehhauser ¹²⁶, L. Vigani ^{63b}, M. Villa ^{23b,23a}, M. Villaplana Perez ¹⁶³, E.M. Villhauer ⁵², E. Vilucchi ⁵³, M.G. Vincter ³⁴, G.S. Virdee ²⁰, A. Vishwakarma ⁵², A. Visibile ¹¹⁴, C. Vittori ³⁶, I. Vivarelli ¹⁴⁶, V. Vladimirov ¹⁶⁷, E. Voevodina ¹¹⁰, F. Vogel ¹⁰⁹, P. Vokac ¹³², J. Von Ahnen ⁴⁸, E. Von Toerne ²⁴, B. Vormwald ³⁶, V. Vorobel ¹³³, K. Vorobev ³⁷, M. Vos ¹⁶³, K. Voss ¹⁴¹, J.H. Vossebeld ⁹², M. Vozak ¹¹⁴, L. Vozdecky ⁹⁴, N. Vranjes ¹⁵, M. Vranjes Milosavljevic ¹⁵, M. Vreeswijk ¹¹⁴, R. Vuillermet ³⁶, O. Vujinovic ¹⁰⁰, I. Vukotic ³⁹, S. Wada ¹⁵⁷, C. Wagner ¹⁰³, J.M. Wagner ^{17a}, W. Wagner ¹⁷¹, S. Wahdan ¹⁷¹, H. Wahlberg ⁹⁰, R. Wakasa ¹⁵⁷, M. Wakida ¹¹¹, J. Walder ¹³⁴, R. Walker ¹⁰⁹, W. Walkowiak ¹⁴¹, A. Wall ¹²⁸, T. Wamorkar ⁶, A.Z. Wang ¹⁷⁰, C. Wang ¹⁰⁰, C. Wang ^{62c}, H. Wang ^{17a}, J. Wang ^{64a}, R.-J. Wang ¹⁰⁰, R. Wang ⁶¹, R. Wang ⁶, S.M. Wang ¹⁴⁸, S. Wang ^{62b}, T. Wang ^{62a}, W.T. Wang ⁸⁰, X. Wang ^{14c}, X. Wang ¹⁶², X. Wang ^{62c}, Y. Wang ^{62d}, Y. Wang ^{14c}, Z. Wang ¹⁰⁶, Z. Wang ^{62d,51,62c}, Z. Wang ¹⁰⁶, A. Warburton ¹⁰⁴, R.J. Ward ²⁰, N. Warrack ⁵⁹, A.T. Watson ²⁰, H. Watson ⁵⁹, M.F. Watson ²⁰, E. Watton ^{59,134}, G. Watts ¹³⁸, B.M. Waugh ⁹⁶, C. Weber ²⁹, H.A. Weber ¹⁸, M.S. Weber ¹⁹, S.M. Weber ^{63a}, C. Wei ^{62a}, Y. Wei ¹²⁶, A.R. Weidberg ¹²⁶, E.J. Weik ¹¹⁷, J. Weingarten ⁴⁹, M. Weirich ¹⁰⁰, C. Weiser ⁵⁴, C.J. Wells ⁴⁸, T. Wenaus ²⁹, B. Wendland ⁴⁹, T. Wengler ³⁶, N.S. Wenke ¹¹⁰, N. Wermes ²⁴, M. Wessels ^{63a}, K. Whalen ¹²³, A.M. Wharton ⁹¹, A.S. White ⁶¹, A. White ⁸, M.J. White ¹, D. Whiteson ¹⁶⁰, L. Wickremasinghe ¹²⁴, W. Wiedenmann ¹⁷⁰, C. Wiel ⁵⁰, M. Wielers ¹³⁴, C. Wiglesworth ⁴², D.J. Wilbern ¹²⁰, H.G. Wilkens ³⁶,

D.M. Williams , H.H. Williams¹²⁸, S. Williams , S. Willocq , B.J. Wilson , P.J. Windischhofer , F.I. Winkel , F. Winklmeier , B.T. Winter , J.K. Winter , M. Wittgen¹⁴³, M. Wobisch , Z. Wolffs , R. Wölker , J. Wollrath¹⁶⁰, M.W. Wolter , H. Wolters , A.F. Wongel , S.D. Worm , B.K. Wosiek , K.W. Woźniak , S. Wozniowski , K. Wraight , C. Wu , J. Wu , M. Wu , M. Wu , S.L. Wu , X. Wu , Y. Wu , Z. Wu , J. Wuerzinger , T.R. Wyatt , B.M. Wynne , S. Xella , L. Xia , M. Xia , J. Xiang , X. Xiao , M. Xie , X. Xie , S. Xin , J. Xiong , D. Xu , H. Xu , L. Xu , R. Xu , T. Xu , Y. Xu , Z. Xu , Z. Xu , B. Yabsley , S. Yacoob , N. Yamaguchi , Y. Yamaguchi , E. Yamashita , H. Yamauchi , T. Yamazaki , Y. Yamazaki , J. Yan , S. Yan , Z. Yan , H.J. Yang , H.T. Yang , S. Yang , T. Yang , X. Yang , Y. Yang , Y. Yang , Z. Yang , W-M. Yao , Y.C. Yap , H. Ye , H. Ye , J. Ye , S. Ye , X. Ye , Y. Yeh , I. Yeletskikh , B.K. Yeo , M.R. Yexley , P. Yin , K. Yorita , S. Younas , C.J.S. Young , C. Young , Y. Yu , M. Yuan , R. Yuan , L. Yue , M. Zaazoua , B. Zabinski , E. Zaid⁵², T. Zakareishvili , N. Zakharchuk , S. Zambito , J.A. Zamora Saa , J. Zang , D. Zanzi , O. Zaplatilek , C. Zeitnitz , H. Zeng , J.C. Zeng , D.T. Zenger Jr , O. Zenin , T. Ženiš , S. Zenz , S. Zerradi , D. Zerwas , M. Zhai , B. Zhang , D.F. Zhang , J. Zhang , J. Zhang , K. Zhang , L. Zhang , P. Zhang , R. Zhang , S. Zhang , T. Zhang , X. Zhang , X. Zhang , Y. Zhang , Y. Zhang , Z. Zhang , Z. Zhang , H. Zhao , P. Zhao , T. Zhao , Y. Zhao , Z. Zhao , A. Zhemchugov , K. Zheng , X. Zheng , Z. Zheng , D. Zhong , B. Zhou¹⁰⁶, H. Zhou , N. Zhou , Y. Zhou⁷, C.G. Zhu , J. Zhu , Y. Zhu , Y. Zhu , X. Zhuang , K. Zhukov , V. Zhulanov , N.I. Zimine , J. Zinsser , M. Ziolkowski , L. Živković , A. Zoccoli , K. Zoch , T.G. Zorbas , O. Zormpa , W. Zou , L. Zwalinski .

¹Department of Physics, University of Adelaide, Adelaide; Australia.

²Department of Physics, University of Alberta, Edmonton AB; Canada.

^{3(a)}Department of Physics, Ankara University, Ankara; ^(b)Division of Physics, TOBB University of Economics and Technology, Ankara; Türkiye.

⁴LAPP, Université Savoie Mont Blanc, CNRS/IN2P3, Annecy; France.

⁵APC, Université Paris Cité, CNRS/IN2P3, Paris; France.

⁶High Energy Physics Division, Argonne National Laboratory, Argonne IL; United States of America.

⁷Department of Physics, University of Arizona, Tucson AZ; United States of America.

⁸Department of Physics, University of Texas at Arlington, Arlington TX; United States of America.

⁹Physics Department, National and Kapodistrian University of Athens, Athens; Greece.

¹⁰Physics Department, National Technical University of Athens, Zografou; Greece.

¹¹Department of Physics, University of Texas at Austin, Austin TX; United States of America.

¹²Institute of Physics, Azerbaijan Academy of Sciences, Baku; Azerbaijan.

¹³Institut de Física d'Altes Energies (IFAE), Barcelona Institute of Science and Technology, Barcelona; Spain.

^{14(a)}Institute of High Energy Physics, Chinese Academy of Sciences, Beijing; ^(b)Physics Department, Tsinghua University, Beijing; ^(c)Department of Physics, Nanjing University, Nanjing; ^(d)School of Science, Shenzhen Campus of Sun Yat-sen University; ^(e)University of Chinese Academy of Science (UCAS), Beijing; China.

¹⁵Institute of Physics, University of Belgrade, Belgrade; Serbia.

- ¹⁶Department for Physics and Technology, University of Bergen, Bergen; Norway.
- ¹⁷(^a)Physics Division, Lawrence Berkeley National Laboratory, Berkeley CA; (^b)University of California, Berkeley CA; United States of America.
- ¹⁸Institut für Physik, Humboldt Universität zu Berlin, Berlin; Germany.
- ¹⁹Albert Einstein Center for Fundamental Physics and Laboratory for High Energy Physics, University of Bern, Bern; Switzerland.
- ²⁰School of Physics and Astronomy, University of Birmingham, Birmingham; United Kingdom.
- ²¹(^a)Department of Physics, Bogazici University, Istanbul; (^b)Department of Physics Engineering, Gaziantep University, Gaziantep; (^c)Department of Physics, Istanbul University, Istanbul; (^d)Istinye University, Sariyer, Istanbul; Türkiye.
- ²²(^a)Facultad de Ciencias y Centro de Investigaciones, Universidad Antonio Nariño, Bogotá; (^b)Departamento de Física, Universidad Nacional de Colombia, Bogotá; Colombia.
- ²³(^a)Dipartimento di Fisica e Astronomia A. Righi, Università di Bologna, Bologna; (^b)INFN Sezione di Bologna; Italy.
- ²⁴Physikalisches Institut, Universität Bonn, Bonn; Germany.
- ²⁵Department of Physics, Boston University, Boston MA; United States of America.
- ²⁶Department of Physics, Brandeis University, Waltham MA; United States of America.
- ²⁷(^a)Transilvania University of Brasov, Brasov; (^b)Horia Hulubei National Institute of Physics and Nuclear Engineering, Bucharest; (^c)Department of Physics, Alexandru Ioan Cuza University of Iasi, Iasi; (^d)National Institute for Research and Development of Isotopic and Molecular Technologies, Physics Department, Cluj-Napoca; (^e)University Politehnica Bucharest, Bucharest; (^f)West University in Timisoara, Timisoara; (^g)Faculty of Physics, University of Bucharest, Bucharest; Romania.
- ²⁸(^a)Faculty of Mathematics, Physics and Informatics, Comenius University, Bratislava; (^b)Department of Subnuclear Physics, Institute of Experimental Physics of the Slovak Academy of Sciences, Kosice; Slovak Republic.
- ²⁹Physics Department, Brookhaven National Laboratory, Upton NY; United States of America.
- ³⁰Universidad de Buenos Aires, Facultad de Ciencias Exactas y Naturales, Departamento de Física, y CONICET, Instituto de Física de Buenos Aires (IFIBA), Buenos Aires; Argentina.
- ³¹California State University, CA; United States of America.
- ³²Cavendish Laboratory, University of Cambridge, Cambridge; United Kingdom.
- ³³(^a)Department of Physics, University of Cape Town, Cape Town; (^b)iThemba Labs, Western Cape; (^c)Department of Mechanical Engineering Science, University of Johannesburg, Johannesburg; (^d)National Institute of Physics, University of the Philippines Diliman (Philippines); (^e)University of South Africa, Department of Physics, Pretoria; (^f)University of Zululand, KwaDlangezwa; (^g)School of Physics, University of the Witwatersrand, Johannesburg; South Africa.
- ³⁴Department of Physics, Carleton University, Ottawa ON; Canada.
- ³⁵(^a)Faculté des Sciences Ain Chock, Réseau Universitaire de Physique des Hautes Energies - Université Hassan II, Casablanca; (^b)Faculté des Sciences, Université Ibn-Tofail, Kénitra; (^c)Faculté des Sciences Semlalia, Université Cadi Ayyad, LPHEA-Marrakech; (^d)LPMR, Faculté des Sciences, Université Mohamed Premier, Oujda; (^e)Faculté des sciences, Université Mohammed V, Rabat; (^f)Institute of Applied Physics, Mohammed VI Polytechnic University, Ben Guerir; Morocco.
- ³⁶CERN, Geneva; Switzerland.
- ³⁷Affiliated with an institute covered by a cooperation agreement with CERN.
- ³⁸Affiliated with an international laboratory covered by a cooperation agreement with CERN.
- ³⁹Enrico Fermi Institute, University of Chicago, Chicago IL; United States of America.
- ⁴⁰LPC, Université Clermont Auvergne, CNRS/IN2P3, Clermont-Ferrand; France.
- ⁴¹Nevis Laboratory, Columbia University, Irvington NY; United States of America.

- ⁴²Niels Bohr Institute, University of Copenhagen, Copenhagen; Denmark.
- ⁴³(^a)Dipartimento di Fisica, Università della Calabria, Rende; (^b)INFN Gruppo Collegato di Cosenza, Laboratori Nazionali di Frascati; Italy.
- ⁴⁴Physics Department, Southern Methodist University, Dallas TX; United States of America.
- ⁴⁵Physics Department, University of Texas at Dallas, Richardson TX; United States of America.
- ⁴⁶National Centre for Scientific Research "Demokritos", Agia Paraskevi; Greece.
- ⁴⁷(^a)Department of Physics, Stockholm University; (^b)Oskar Klein Centre, Stockholm; Sweden.
- ⁴⁸Deutsches Elektronen-Synchrotron DESY, Hamburg and Zeuthen; Germany.
- ⁴⁹Fakultät Physik , Technische Universität Dortmund, Dortmund; Germany.
- ⁵⁰Institut für Kern- und Teilchenphysik, Technische Universität Dresden, Dresden; Germany.
- ⁵¹Department of Physics, Duke University, Durham NC; United States of America.
- ⁵²SUPA - School of Physics and Astronomy, University of Edinburgh, Edinburgh; United Kingdom.
- ⁵³INFN e Laboratori Nazionali di Frascati, Frascati; Italy.
- ⁵⁴Physikalisches Institut, Albert-Ludwigs-Universität Freiburg, Freiburg; Germany.
- ⁵⁵II. Physikalisches Institut, Georg-August-Universität Göttingen, Göttingen; Germany.
- ⁵⁶Département de Physique Nucléaire et Corpusculaire, Université de Genève, Genève; Switzerland.
- ⁵⁷(^a)Dipartimento di Fisica, Università di Genova, Genova; (^b)INFN Sezione di Genova; Italy.
- ⁵⁸II. Physikalisches Institut, Justus-Liebig-Universität Giessen, Giessen; Germany.
- ⁵⁹SUPA - School of Physics and Astronomy, University of Glasgow, Glasgow; United Kingdom.
- ⁶⁰LPSC, Université Grenoble Alpes, CNRS/IN2P3, Grenoble INP, Grenoble; France.
- ⁶¹Laboratory for Particle Physics and Cosmology, Harvard University, Cambridge MA; United States of America.
- ⁶²(^a)Department of Modern Physics and State Key Laboratory of Particle Detection and Electronics, University of Science and Technology of China, Hefei; (^b)Institute of Frontier and Interdisciplinary Science and Key Laboratory of Particle Physics and Particle Irradiation (MOE), Shandong University, Qingdao; (^c)School of Physics and Astronomy, Shanghai Jiao Tong University, Key Laboratory for Particle Astrophysics and Cosmology (MOE), SKLPPC, Shanghai; (^d)Tsung-Dao Lee Institute, Shanghai; China.
- ⁶³(^a)Kirchhoff-Institut für Physik, Ruprecht-Karls-Universität Heidelberg, Heidelberg; (^b)Physikalisches Institut, Ruprecht-Karls-Universität Heidelberg, Heidelberg; Germany.
- ⁶⁴(^a)Department of Physics, Chinese University of Hong Kong, Shatin, N.T., Hong Kong; (^b)Department of Physics, University of Hong Kong, Hong Kong; (^c)Department of Physics and Institute for Advanced Study, Hong Kong University of Science and Technology, Clear Water Bay, Kowloon, Hong Kong; China.
- ⁶⁵Department of Physics, National Tsing Hua University, Hsinchu; Taiwan.
- ⁶⁶IJCLab, Université Paris-Saclay, CNRS/IN2P3, 91405, Orsay; France.
- ⁶⁷Centro Nacional de Microelectrónica (IMB-CNM-CSIC), Barcelona; Spain.
- ⁶⁸Department of Physics, Indiana University, Bloomington IN; United States of America.
- ⁶⁹(^a)INFN Gruppo Collegato di Udine, Sezione di Trieste, Udine; (^b)ICTP, Trieste; (^c)Dipartimento Politecnico di Ingegneria e Architettura, Università di Udine, Udine; Italy.
- ⁷⁰(^a)INFN Sezione di Lecce; (^b)Dipartimento di Matematica e Fisica, Università del Salento, Lecce; Italy.
- ⁷¹(^a)INFN Sezione di Milano; (^b)Dipartimento di Fisica, Università di Milano, Milano; Italy.
- ⁷²(^a)INFN Sezione di Napoli; (^b)Dipartimento di Fisica, Università di Napoli, Napoli; Italy.
- ⁷³(^a)INFN Sezione di Pavia; (^b)Dipartimento di Fisica, Università di Pavia, Pavia; Italy.
- ⁷⁴(^a)INFN Sezione di Pisa; (^b)Dipartimento di Fisica E. Fermi, Università di Pisa, Pisa; Italy.
- ⁷⁵(^a)INFN Sezione di Roma; (^b)Dipartimento di Fisica, Sapienza Università di Roma, Roma; Italy.
- ⁷⁶(^a)INFN Sezione di Roma Tor Vergata; (^b)Dipartimento di Fisica, Università di Roma Tor Vergata, Roma; Italy.
- ⁷⁷(^a)INFN Sezione di Roma Tre; (^b)Dipartimento di Matematica e Fisica, Università Roma Tre, Roma;

Italy.

^{78(a)}INFN-TIFPA;^(b)Università degli Studi di Trento, Trento; Italy.

⁷⁹Universität Innsbruck, Department of Astro and Particle Physics, Innsbruck; Austria.

⁸⁰University of Iowa, Iowa City IA; United States of America.

⁸¹Department of Physics and Astronomy, Iowa State University, Ames IA; United States of America.

^{82(a)}Departamento de Engenharia Elétrica, Universidade Federal de Juiz de Fora (UFJF), Juiz de Fora;^(b)Universidade Federal do Rio De Janeiro COPPE/EE/IF, Rio de Janeiro;^(c)Instituto de Física, Universidade de São Paulo, São Paulo;^(d)Rio de Janeiro State University, Rio de Janeiro; Brazil.

⁸³KEK, High Energy Accelerator Research Organization, Tsukuba; Japan.

⁸⁴Graduate School of Science, Kobe University, Kobe; Japan.

^{85(a)}AGH University of Krakow, Faculty of Physics and Applied Computer Science, Krakow;^(b)Marian Smoluchowski Institute of Physics, Jagiellonian University, Krakow; Poland.

⁸⁶Institute of Nuclear Physics Polish Academy of Sciences, Krakow; Poland.

⁸⁷Faculty of Science, Kyoto University, Kyoto; Japan.

⁸⁸Kyoto University of Education, Kyoto; Japan.

⁸⁹Research Center for Advanced Particle Physics and Department of Physics, Kyushu University, Fukuoka ; Japan.

⁹⁰Instituto de Física La Plata, Universidad Nacional de La Plata and CONICET, La Plata; Argentina.

⁹¹Physics Department, Lancaster University, Lancaster; United Kingdom.

⁹²Oliver Lodge Laboratory, University of Liverpool, Liverpool; United Kingdom.

⁹³Department of Experimental Particle Physics, Jožef Stefan Institute and Department of Physics, University of Ljubljana, Ljubljana; Slovenia.

⁹⁴School of Physics and Astronomy, Queen Mary University of London, London; United Kingdom.

⁹⁵Department of Physics, Royal Holloway University of London, Egham; United Kingdom.

⁹⁶Department of Physics and Astronomy, University College London, London; United Kingdom.

⁹⁷Louisiana Tech University, Ruston LA; United States of America.

⁹⁸Fysiska institutionen, Lunds universitet, Lund; Sweden.

⁹⁹Departamento de Física Teórica C-15 and CIAFF, Universidad Autónoma de Madrid, Madrid; Spain.

¹⁰⁰Institut für Physik, Universität Mainz, Mainz; Germany.

¹⁰¹School of Physics and Astronomy, University of Manchester, Manchester; United Kingdom.

¹⁰²CPPM, Aix-Marseille Université, CNRS/IN2P3, Marseille; France.

¹⁰³Department of Physics, University of Massachusetts, Amherst MA; United States of America.

¹⁰⁴Department of Physics, McGill University, Montreal QC; Canada.

¹⁰⁵School of Physics, University of Melbourne, Victoria; Australia.

¹⁰⁶Department of Physics, University of Michigan, Ann Arbor MI; United States of America.

¹⁰⁷Department of Physics and Astronomy, Michigan State University, East Lansing MI; United States of America.

¹⁰⁸Group of Particle Physics, University of Montreal, Montreal QC; Canada.

¹⁰⁹Fakultät für Physik, Ludwig-Maximilians-Universität München, München; Germany.

¹¹⁰Max-Planck-Institut für Physik (Werner-Heisenberg-Institut), München; Germany.

¹¹¹Graduate School of Science and Kobayashi-Maskawa Institute, Nagoya University, Nagoya; Japan.

¹¹²Department of Physics and Astronomy, University of New Mexico, Albuquerque NM; United States of America.

¹¹³Institute for Mathematics, Astrophysics and Particle Physics, Radboud University/Nikhef, Nijmegen; Netherlands.

¹¹⁴Nikhef National Institute for Subatomic Physics and University of Amsterdam, Amsterdam; Netherlands.

- ¹¹⁵Department of Physics, Northern Illinois University, DeKalb IL; United States of America.
- ¹¹⁶^(a)New York University Abu Dhabi, Abu Dhabi;^(b)University of Sharjah, Sharjah; United Arab Emirates.
- ¹¹⁷Department of Physics, New York University, New York NY; United States of America.
- ¹¹⁸Ochanomizu University, Otsuka, Bunkyo-ku, Tokyo; Japan.
- ¹¹⁹Ohio State University, Columbus OH; United States of America.
- ¹²⁰Homer L. Dodge Department of Physics and Astronomy, University of Oklahoma, Norman OK; United States of America.
- ¹²¹Department of Physics, Oklahoma State University, Stillwater OK; United States of America.
- ¹²²Palacký University, Joint Laboratory of Optics, Olomouc; Czech Republic.
- ¹²³Institute for Fundamental Science, University of Oregon, Eugene, OR; United States of America.
- ¹²⁴Graduate School of Science, Osaka University, Osaka; Japan.
- ¹²⁵Department of Physics, University of Oslo, Oslo; Norway.
- ¹²⁶Department of Physics, Oxford University, Oxford; United Kingdom.
- ¹²⁷LPNHE, Sorbonne Université, Université Paris Cité, CNRS/IN2P3, Paris; France.
- ¹²⁸Department of Physics, University of Pennsylvania, Philadelphia PA; United States of America.
- ¹²⁹Department of Physics and Astronomy, University of Pittsburgh, Pittsburgh PA; United States of America.
- ¹³⁰^(a)Laboratório de Instrumentação e Física Experimental de Partículas - LIP, Lisboa;^(b)Departamento de Física, Faculdade de Ciências, Universidade de Lisboa, Lisboa;^(c)Departamento de Física, Universidade de Coimbra, Coimbra;^(d)Centro de Física Nuclear da Universidade de Lisboa, Lisboa;^(e)Departamento de Física, Universidade do Minho, Braga;^(f)Departamento de Física Teórica y del Cosmos, Universidad de Granada, Granada (Spain);^(g)Departamento de Física, Instituto Superior Técnico, Universidade de Lisboa, Lisboa; Portugal.
- ¹³¹Institute of Physics of the Czech Academy of Sciences, Prague; Czech Republic.
- ¹³²Czech Technical University in Prague, Prague; Czech Republic.
- ¹³³Charles University, Faculty of Mathematics and Physics, Prague; Czech Republic.
- ¹³⁴Particle Physics Department, Rutherford Appleton Laboratory, Didcot; United Kingdom.
- ¹³⁵IRFU, CEA, Université Paris-Saclay, Gif-sur-Yvette; France.
- ¹³⁶Santa Cruz Institute for Particle Physics, University of California Santa Cruz, Santa Cruz CA; United States of America.
- ¹³⁷^(a)Departamento de Física, Pontificia Universidad Católica de Chile, Santiago;^(b)Millennium Institute for Subatomic physics at high energy frontier (SAPHIR), Santiago;^(c)Instituto de Investigación Multidisciplinario en Ciencia y Tecnología, y Departamento de Física, Universidad de La Serena;^(d)Universidad Andres Bello, Department of Physics, Santiago;^(e)Instituto de Alta Investigación, Universidad de Tarapacá, Arica;^(f)Departamento de Física, Universidad Técnica Federico Santa María, Valparaíso; Chile.
- ¹³⁸Department of Physics, University of Washington, Seattle WA; United States of America.
- ¹³⁹Department of Physics and Astronomy, University of Sheffield, Sheffield; United Kingdom.
- ¹⁴⁰Department of Physics, Shinshu University, Nagano; Japan.
- ¹⁴¹Department Physik, Universität Siegen, Siegen; Germany.
- ¹⁴²Department of Physics, Simon Fraser University, Burnaby BC; Canada.
- ¹⁴³SLAC National Accelerator Laboratory, Stanford CA; United States of America.
- ¹⁴⁴Department of Physics, Royal Institute of Technology, Stockholm; Sweden.
- ¹⁴⁵Departments of Physics and Astronomy, Stony Brook University, Stony Brook NY; United States of America.
- ¹⁴⁶Department of Physics and Astronomy, University of Sussex, Brighton; United Kingdom.

- ¹⁴⁷School of Physics, University of Sydney, Sydney; Australia.
- ¹⁴⁸Institute of Physics, Academia Sinica, Taipei; Taiwan.
- ¹⁴⁹^(a)E. Andronikashvili Institute of Physics, Iv. Javakhishvili Tbilisi State University, Tbilisi; ^(b)High Energy Physics Institute, Tbilisi State University, Tbilisi; ^(c)University of Georgia, Tbilisi; Georgia.
- ¹⁵⁰Department of Physics, Technion, Israel Institute of Technology, Haifa; Israel.
- ¹⁵¹Raymond and Beverly Sackler School of Physics and Astronomy, Tel Aviv University, Tel Aviv; Israel.
- ¹⁵²Department of Physics, Aristotle University of Thessaloniki, Thessaloniki; Greece.
- ¹⁵³International Center for Elementary Particle Physics and Department of Physics, University of Tokyo, Tokyo; Japan.
- ¹⁵⁴Department of Physics, Tokyo Institute of Technology, Tokyo; Japan.
- ¹⁵⁵Department of Physics, University of Toronto, Toronto ON; Canada.
- ¹⁵⁶^(a)TRIUMF, Vancouver BC; ^(b)Department of Physics and Astronomy, York University, Toronto ON; Canada.
- ¹⁵⁷Division of Physics and Tomonaga Center for the History of the Universe, Faculty of Pure and Applied Sciences, University of Tsukuba, Tsukuba; Japan.
- ¹⁵⁸Department of Physics and Astronomy, Tufts University, Medford MA; United States of America.
- ¹⁵⁹United Arab Emirates University, Al Ain; United Arab Emirates.
- ¹⁶⁰Department of Physics and Astronomy, University of California Irvine, Irvine CA; United States of America.
- ¹⁶¹Department of Physics and Astronomy, University of Uppsala, Uppsala; Sweden.
- ¹⁶²Department of Physics, University of Illinois, Urbana IL; United States of America.
- ¹⁶³Instituto de Física Corpuscular (IFIC), Centro Mixto Universidad de Valencia - CSIC, Valencia; Spain.
- ¹⁶⁴Department of Physics, University of British Columbia, Vancouver BC; Canada.
- ¹⁶⁵Department of Physics and Astronomy, University of Victoria, Victoria BC; Canada.
- ¹⁶⁶Fakultät für Physik und Astronomie, Julius-Maximilians-Universität Würzburg, Würzburg; Germany.
- ¹⁶⁷Department of Physics, University of Warwick, Coventry; United Kingdom.
- ¹⁶⁸Waseda University, Tokyo; Japan.
- ¹⁶⁹Department of Particle Physics and Astrophysics, Weizmann Institute of Science, Rehovot; Israel.
- ¹⁷⁰Department of Physics, University of Wisconsin, Madison WI; United States of America.
- ¹⁷¹Fakultät für Mathematik und Naturwissenschaften, Fachgruppe Physik, Bergische Universität Wuppertal, Wuppertal; Germany.
- ¹⁷²Department of Physics, Yale University, New Haven CT; United States of America.
- ^a Also Affiliated with an institute covered by a cooperation agreement with CERN.
- ^b Also at An-Najah National University, Nablus; Palestine.
- ^c Also at Borough of Manhattan Community College, City University of New York, New York NY; United States of America.
- ^d Also at Center for High Energy Physics, Peking University; China.
- ^e Also at Center for Interdisciplinary Research and Innovation (CIRI-AUTH), Thessaloniki; Greece.
- ^f Also at Centro Studi e Ricerche Enrico Fermi; Italy.
- ^g Also at CERN, Geneva; Switzerland.
- ^h Also at Département de Physique Nucléaire et Corpusculaire, Université de Genève, Genève; Switzerland.
- ⁱ Also at Departament de Física de la Universitat Autònoma de Barcelona, Barcelona; Spain.
- ^j Also at Department of Financial and Management Engineering, University of the Aegean, Chios; Greece.
- ^k Also at Department of Physics and Astronomy, Michigan State University, East Lansing MI; United States of America.
- ^l Also at Department of Physics, Ben Gurion University of the Negev, Beer Sheva; Israel.

- m* Also at Department of Physics, California State University, Sacramento; United States of America.
- n* Also at Department of Physics, King's College London, London; United Kingdom.
- o* Also at Department of Physics, Stanford University, Stanford CA; United States of America.
- p* Also at Department of Physics, University of Fribourg, Fribourg; Switzerland.
- q* Also at Department of Physics, University of Thessaly; Greece.
- r* Also at Department of Physics, Westmont College, Santa Barbara; United States of America.
- s* Also at Hellenic Open University, Patras; Greece.
- t* Also at Institutio Catalana de Recerca i Estudis Avancats, ICREA, Barcelona; Spain.
- u* Also at Institut für Experimentalphysik, Universität Hamburg, Hamburg; Germany.
- v* Also at Institute for Nuclear Research and Nuclear Energy (INRNE) of the Bulgarian Academy of Sciences, Sofia; Bulgaria.
- w* Also at Institute of Applied Physics, Mohammed VI Polytechnic University, Ben Guerir; Morocco.
- x* Also at Institute of Particle Physics (IPP); Canada.
- y* Also at Institute of Physics and Technology, Ulaanbaatar; Mongolia.
- z* Also at Institute of Physics, Azerbaijan Academy of Sciences, Baku; Azerbaijan.
- aa* Also at Institute of Theoretical Physics, Ilia State University, Tbilisi; Georgia.
- ab* Also at L2IT, Université de Toulouse, CNRS/IN2P3, UPS, Toulouse; France.
- ac* Also at Lawrence Livermore National Laboratory, Livermore; United States of America.
- ad* Also at National Institute of Physics, University of the Philippines Diliman (Philippines); Philippines.
- ae* Also at Technical University of Munich, Munich; Germany.
- af* Also at The Collaborative Innovation Center of Quantum Matter (CICQM), Beijing; China.
- ag* Also at TRIUMF, Vancouver BC; Canada.
- ah* Also at Università di Napoli Parthenope, Napoli; Italy.
- ai* Also at University of Colorado Boulder, Department of Physics, Colorado; United States of America.
- aj* Also at Washington College, Chestertown, MD; United States of America.
- ak* Also at Yeditepe University, Physics Department, Istanbul; Türkiye.
- * Deceased